

**BAYLOR ATHLETICS**

**2023 FOOTBALL**  
**ALMANAC**





**2023 BAYLOR FOOTBALL MEDIA ALMANAC**  
*Fifteenth Edition, Baylor Athletics Communications*



**BAYLOR UNIVERSITY  
DEPARTMENT OF ATHLETICS**

1500 South University Parks Drive  
Waco, TX 76706  
254-710-1234  
[www.BaylorBears.com](http://www.BaylorBears.com)  
Facebook: BaylorAthletics  
Twitter: @BaylorAthletics  
Instagram: @BaylorAthletics

---

**CREDITS**

**COMPILATION**

Max Calderone, Brent Ingram, David Kaye,  
Colin Pirtle, Matt Roberts

**EDITORS**

Max Calderone, Jerry Hill, Brent Ingram,  
David Kaye, Colin Pirtle, Matt Roberts

---

**PHOTOGRAPHY**

Robbie Rogers, Matthew Minard  
**Baylor Photography**

---

© 2023, Baylor University Department of Athletics



**BAYLOR UNIVERSITY MISSION STATEMENT**

---

The mission of Baylor University is to educate men and women for worldwide leadership and service by integrating academic excellence and Christian commitment within a caring community.

Baylor University is an equal opportunity institution whose programs, services, activities and operations are without discrimination as to sex, color, or national origin, and are not opposed to qualified handicapped persons.

On August 11, 2022, Baylor University was placed on four years of probation by the NCAA, which will conclude on August 10, 2025. Additional information on the NCAA case and infractions is available at [ncaa.web.baylor.edu](http://ncaa.web.baylor.edu)



# TABLE OF CONTENTS

**MEDIA INFORMATION 1**  
 Table of Contents/Schedules..... 1  
 Athletics Communications..... 2  
 Quick Facts..... 3  
 Media Information..... 4-5  
 Opponents' SID Information ..... 5  
 Media Directory ..... 6  
 Dr. Linda Livingstone, University President..... 7  
 Mack Rhoades, Vice President / Director of Athletics ..... 8-9

**PLAYERS 10**  
 Roster ..... 10-11  
 Players ..... 12-44

**COACHES & STAFF 45**  
 Dave Aranda..... 45-46  
 Assistant Coaches ..... 47-57  
 Support Staff ..... 58-59

**2022 REVIEW 60**  
 Season Honors..... 60-61  
 Final Statistics..... 62-69  
 Game Recaps..... 70-76

**HISTORY 77**  
 Program History..... 77-85  
 Conference Championships ..... 86  
 All-Time Results..... 96-111  
 Yearly Records..... 112  
 Coaching Records ..... 113  
 Assistant Coaches ..... 114-115  
 Series History ..... 116  
 Series Records..... 117-125  
 Baylor vs. FBS Conferences ..... 126  
 Baylor on Holidays ..... 127  
 National Rankings History..... 128-130  
 Miscellaneous History ..... 131  
 Homecoming History ..... 132  
 Bowl History..... 133  
 Bowl Game Recaps..... 134-143  
 College Football Hall of Fame ..... 144  
 All-Americans..... 145-152  
 All-Decade Teams ..... 153  
 Honors..... 154-160  
 Bears in the NFL ..... 161-162  
 NFL Draft Picks ..... 163-164  
 NFL Notables ..... 165  
 NFL Breakdown ..... 166-170  
 Letterwinners ..... 171-178  
 Stadium Histories ..... 179-181  
 Baylor Athletics Hall of Fame..... 182

**RECORDS 183**  
 Individual Records..... 183-186  
 Comebacks ..... 186  
 Team Records..... 187-189  
 Individual Leaders ..... 190-211  
 Individual Position Leaders ..... 212-213  
 Individual Game Bests..... 214-223  
 Defensive Touchdowns/Safeties ..... 224  
 Special Teams Touchdowns ..... 225  
 Team Season Highs ..... 226  
 Team Game Highs..... 227-229  
 Highest Scoring Quarters ..... 230-231  
 Opponent Game Records..... 232  
 NCAA/Conference Leaders ..... 233  
 Bowl Game Records..... 234  
 Baylor Yearly Statistics ..... 235  
 Opponent Yearly Statistics..... 236

## FUTURE SCHEDULES

Note: Future Big 12 schedules to be determined. All dates and opponents are subject to change.

**2024**  
 Sept. 7 **AIR FORCE**  
 Sept. 14 at Utah

**2025**  
 Aug. 30 **AUBURN**

**2026**  
 Sept. 5 at Auburn

**2027**  
 Sept. 11 **OREGON**  
 Sept. 18 at Air Force

**2028**  
 Sept. 2 **NORTH TEXAS**  
 Sept. 9 at Oregon

**2029**  
 Sept. 1 at North Texas

## 2023 SCHEDULE

*TIMES SUBJECT TO CHANGE*

Date	Opponent	Location	Time (CT)	TV
Sept. 2	TEXAS STATE	Waco, Texas	6 p.m.	ESPN+
Sept. 9	UTAH	Waco, Texas	11 a.m.	ESPN
Sept. 16	Long Island	Waco, Texas	11 a.m.	ESPN+
Sept. 23	• Texas	Waco, Texas	TBD	TBD
Sept. 30	• at UCF	Orlando, Fla.	TBD	TBD
Oct. 7	• TEXAS TECH	Waco, Texas	TBD	TBD
Oct. 21	• at Cincinnati	Cincinnati, Ohio	TBD	TBD
Oct. 28	• IOWA STATE <sup>1</sup>	Waco, Texas	TBD	TBD
Nov. 4	• HOUSTON	Waco, Texas	TBD	TBD
Nov. 11	• at Kansas State	Manhattan, Kan.	TBD	TBD
Nov. 18	• at TCU	Fort Worth, Texas	TBD	TBD
Nov. 25	• WEST VIRGINIA	Waco, Texas	TBD	TBD

• – Big 12 Conference game

<sup>1</sup> - 97th Homecoming Game (Baylor 50-44-4)

## 2022 RESULTS

*6-7, 4-5 BIG 12*

Date	Opponent TV	SCORE
Sept. 3	UAlbany ESPN+	W 69-10
Sept. 10	at #21/25 BYU ESPN	L 26-20 (2ot)
Sept. 17	TEXAS STATE FS1	W 42-7
Sept. 24	• at Iowa State	W 31-24
Oct. 1	• #9/7 OKLAHOMA STATE FOX	L 36-25
Oct. 13	• at West Virginia FS1	L 43-40
Oct. 22	• KANSAS ESPN2	W 35-23
Oct. 29	• at Texas Tech ESPN2	W 45-17
Nov. 5	• at Oklahoma ESPN+	W 38-35
Nov. 12	• #23/22/19 KANSAS ST. FS1	L 31-3
Nov. 19	• #4/4 TCU FOX	L 29-28
Nov. 25	• at #24/24/23 Texas ESPN	L 38-27
Dec. 22	vs. Air Force ESPN	L 30-15

# ATHLETICS COMMUNICATIONS



**DAVID KAYE**  
Associate A.D. | External  
Affairs Operations



**BRENT INGRAM**  
Assistant A.D.  
*Football*



**SHELBY HILD**  
Director  
*Women's Basketball*  
*Women's Tennis*



**MADELON ALLEN**  
Associate Director  
*VB, A&T, BaylorBears.com*



**MAX CALDERONE**  
Associate Director  
*Baseball, Football,*  
*Equestrian*



**KATY GILMORE**  
Associate Director  
*Soccer, Softball*



**COLIN PIRTLE**  
Associate Director  
*Football, T&F/XC,*  
*Men's Tennis*



**MATT ROBERTS**  
Associate Director  
*Men's Basketball,*  
*Men's/Women's Golf*



**JERRY HILL**  
Dir. of Sports Journalism



**JOHN MORRIS**  
Asst. A.D. | Broadcasting

## BAYLOR ATHLETICS COMMUNICATIONS

Second Floor, Simpson Center  
1500 South University Parks Drive, Waco, TX 76706  
Phone: 254-710-2743 | Fax: 254-710-1369  
Official Web Sites of Baylor Athletics  
[BaylorBears.com](http://BaylorBears.com)

### Social Media

"Like" on Facebook: [Facebook.com/BaylorAthletics](https://www.facebook.com/BaylorAthletics)  
Follow on Twitter: [Twitter.com/BaylorAthletics](https://twitter.com/BaylorAthletics)  
Follow on Instagram: [Instagram.com/BaylorAthletics](https://www.instagram.com/BaylorAthletics)

## STAFF DIRECTORY

**DAVID KAYE** Associate AD for External Operations  
**Alma Mater:** Baylor, 2008 | **Joined Baylor:** November 2009  
**Cell:** 254-709-5147 | **E-mail:** [David\\_Kaye@baylor.edu](mailto:David_Kaye@baylor.edu)

**BRENT INGRAM** Assistant AD for Communications  
**Responsibilities:** Football  
**Alma Mater:** Kentucky, 2006 | **Joined Baylor:** August 2022  
**Cell:** 210-845-8651 | **E-mail:** [Brent\\_Ingram@baylor.edu](mailto:Brent_Ingram@baylor.edu)

**SHELBY HILD** Director  
**Responsibilities:** Women's Basketball, Women's Tennis  
**Alma Mater:** Maryville University, 2015 | **Joined Baylor:** November 2022  
**Cell:** 254-405-7591 | **E-mail:** [Shelby\\_Hild@baylor.edu](mailto:Shelby_Hild@baylor.edu)

**MAX CALDERONE** Associate Director  
**Responsibilities:** Baseball, Football, Equestrian  
**Alma Mater:** Baylor, 2019 | **Joined Baylor:** July 2020  
**Cell:** 254-265-1639 | **E-mail:** [Max\\_Calderone@Baylor.edu](mailto:Max_Calderone@Baylor.edu)

**MATT ROBERTS** Associate Director  
**Responsibilities:** Men's Basketball, Men's/Women's Golf  
**Alma Mater:** Texas Tech, 2011 | **Joined Baylor:** September 2021  
**Cell:** 254-227-2280 | **E-mail:** [WM\\_Roberts@baylor.edu](mailto:WM_Roberts@baylor.edu)

**MADELON ALLEN** Associate Director  
**Responsibilities:** Volleyball, A&T, BaylorBears.com, Basketball assistant  
**Alma Mater:** TCU, 2018 | **Joined Baylor:** August 2021  
**Cell:** 254-252-7186 | **E-mail:** [Madelon\\_Allen@Baylor.edu](mailto:Madelon_Allen@Baylor.edu)

**KATY GILMORE** Associate Director  
**Responsibilities:** Soccer, Softball, Basketball assistant  
**Alma Mater:** Texas Tech, 2020 | **Joined Baylor:** August 2021  
**Cell:** 254-252-2182 | **E-mail:** [Katy\\_Gilmore@baylor.edu](mailto:Katy_Gilmore@baylor.edu)

**COLIN PIRTLE** Associate Director  
**Responsibilities:** Football, Track & Field/Cross Country, Men's Tennis  
**Alma Mater:** Baylor, 2022 | **Joined Baylor:** May 2022  
**Cell:** 940-564-0351 | **E-mail:** [Colin\\_Pirtle1@baylor.edu](mailto:Colin_Pirtle1@baylor.edu)

**JERRY HILL** Director of Sports Journalism  
**Alma Mater:** North Texas, 1983 | **Joined Baylor:** August 2008  
**Cell:** 254-709-4994 | **E-mail:** [Jerry\\_Hill@baylor.edu](mailto:Jerry_Hill@baylor.edu)

**JOHN MORRIS** Assistant AD for Broadcasting  
**Alma Mater:** Baylor, 1980 | **Joined Baylor:** June 1995  
**Cell:** 254-709-9687 | **E-mail:** [John\\_Morris@baylor.edu](mailto:John_Morris@baylor.edu)

## QUICK FACTS

### IMPORTANT PHONE NUMBERS

Athletics Department:	254-710-1234
Athletics Communications:	254-710-2743
Brent Ingram (Football Contact) Cell:	210-845-8651
Max Calderone (Football Assistant) Cell:	254-265-1639
Colin Pirtle (Football Assistant) Cell:	940-564-0351

### DIGITAL MEDIA

Official Athletics Website:	www.BaylorBears.com
Official Football Twitter:	@BUFootball
Official Football Facebook:	@BUFootball
Official Football Instagram:	@BUFootball
Official Athletics Twitter:	@BaylorAthletics
Official Athletics Facebook:	@BaylorAthletics
Official Athletics Instagram:	@BaylorAthletics

### UNIVERSITY

Location:	Waco, Texas
Chartered:	1845, by the Republic of Texas
Enrollment:	20,626
President and Chancellor:	Dr. Linda A. Livingstone
Faculty Representative:	Dr. Carson Mencken
Conference:	Big 12
Nickname:	Bears
Mascots:	Indy & Belle (live Black Bears)
Colors:	Green (PMS 3435) & Gold (PMS 1235)
Stadium (capacity/year):	McLane Stadium (45,140/2014)
Surface:	Artificial (Hellas Matrix)

### FOOTBALL INFORMATION

2022 Record:	6-7, 4-5 Big 12
2022 Bowl Appearance:	Armed Forces Bowl (L, 30-15 vs. Air Force)
Offensive System:	Multiple
Defensive System:	Multiple
2022 Starters Returning:	11 (5 Offense; 4 Defense, 2 ST)
2022 Starters Lost:	15 (6 Offense; 7 Defense, 4 ST)
2022 Lettermen Returning/Lost:	36/29
First Year of Football:	1899
All-Time Football Record:	627-593-44 (.513)
Conference Titles (last):	9 (2021)
Bowl Appearances (last):	27 (2022)

### ATHLETICS EXECUTIVE TEAM

Vice President / Director of Athletics:	Mack Rhoades (Arizona, 1993)
Deputy AD / External Affairs & Chief Revenue Officer:	Jovan Overshown (TCU, 2006)
Executive Senior Associate AD / Student-Athlete Services:	Kenny Boyd (Florida, 1998)
Executive Senior Associate AD / Chief Financial Officer:	Cody Hall (Baylor, 2005)
Executive Senior Associate AD / Compliance:	Chad Jackson (Auburn, 1999)
Executive Senior Associate AD / Sport Program Admin.:	Callie Schrank (Baylor, 2004)
Executive Senior Associate AD / Mission Impact & Enrichment:	Juliana Smith (Ole Miss, 2011)
Executive Senior Associate AD / Athletics Chief of Staff:	Jill Van Zee (S. Dakota St., 1994)
Senior Associate AD / Student-Athlete Success:	Cori Bolts (Georgia, 2010)
Senior Associate AD / Athletics Chief Strategy Officer:	Kevin Goll (Baylor, 2008)

### BAYLOR SPORTS MEDIA NETWORK

Assistant AD/Broadcasting (Play-by-Play):	John Morris (Baylor, 1980)
Email:	John_Morris@baylor.edu
Color Analyst:	J.J. Joe (Baylor, 1993)
Sideline Reporter:	Ricky Thompson (Baylor, 1977)

### COACHING STAFF

Head Coach:	Dave Aranda (Cal Lutheran, 1999)
Record at Baylor:	20-16 (4th season)
Career Record:	20-16 (4th season)
Asst. Head Coach / Running Backs:	AJ Steward (Kansas, 2012)
Offensive Coordinator / Tight Ends:	Jeff Grimes (UTEP, 1991)
Defensive Coordinator / Safeties:	Matt Powledge (Sam Houston, 2009)
Assistant Coach / Wide Receivers:	Dallas Baker (Florida, 2006)
Assistant Coach / Quarterbacks:	Shawn Bell (Baylor, 2006)
Assistant Coach / Outside Linebackers:	Caleb Collins (Southeastern Louisiana, 2016)
Assistant Coach / Cornerbacks:	Kevin Curtis (Texas Tech, 2002)
Assistant Coach / Defensive Line:	Dennis Johnson (LSU, 2012)
Assistant Coach / Offensive Line:	Eric Mateos (Southwest Baptist, 2011)
Assistant Coach / Inside Linebackers:	Christian Robinson (Georgia, 2012)

### SUPPORT STAFF

Associate AD for Player Personnel:	Keava Soil-Cormier (LSU, 2011)
Associate AD for Football Relations:	David Wetzel (Baylor, 1991)
Assistant AD for Football Operations:	Jeff Grigus (LSU, 2010)
Assistant AD for Football Scouting:	Aaron Hunt (Texas Tech, 2002)
Assistant AD for Football Recruiting:	Larry McDonald (Fayetteville St., 2012)
Director of On-Campus Recruiting:	Taylor Halsey (LSU, 2021)
Director of Team Development:	Zack Sheets (Missouri-St. Louis, 2009)
Director of Football Technology:	Kaleb Wood (Texas A&M, 2016)
Associate Director of Player Personnel:	Anthony Clavo Jr. (LSU, 2019)
Associate Director of Player Personnel:	Connor Morgan (Alabama, 2020)
Associate Director of Football Operations:	Landrie Walsh (Texas A&M, 2019)
Quality Control:	Eric Amoako (Houston Christian, 2014)
Quality Control:	Aaron Appleberry (LSU, 2014)
Quality Control:	Peter Badovinac (Michigan State, 2012)
Quality Control:	Brian Bell (Sam Houston, 2013)
Quality Control:	Tyler Bolfig (McNeese State, 2015)
Quality Control:	Collin D'Angelo (LSU, 2017)
Quality Control (Special Teams):	Tyler Hancock (Kentucky Wesleyan, 2012)
Quality Control:	Rhett Holcomb (Texas A&M, 2019)
Quality Control:	Parker Orgeron (LSU, 2021)
Quality Control:	Alec Osborne (Louisiana-Monroe, 2016)
Quality Control:	Ryan Pollard (Rice, 2016)
Graduate Assistant:	PJ Hall (Tulane, 2019)
Graduate Assistant:	Joe Ludwig (Utah, 2021)
Graduate Assistant:	Cam Odom (Ohio, 2021)
Graduate Assistant:	Craig Watts (West Texas A&M, 2013)
Asst. to the Head Coach & Operations Asst.:	Madelyn Martin (Baylor, 2019)
Director of Athletics Performance:	Vic Viloria (SMU, 2002)
Senior Associate Dir. of Athletics Performance:	Tim Johnson (LSU, 2017)
Associate Director of Athletics Performance:	Matt List (Wyoming, 2018)
Assistant Director of Athletics Performance:	Jordan Jurasevich (Purdue, 2016)
Assistant Director of Athletics Performance:	Brian Ellis (Baldwin-Wallace, 2012)
Associate Director of Athletic Medicine:	Dalis Boyette (Utah, 2010)
Associate Director of Athletic Medicine:	Natalie Phipps (Ohio State, 2018)
Athletic Trainer:	Austin Lewis (Liberty, 2017)

### FOOTBALL COMMUNICATIONS

Assistant AD for Communications:	Brent Ingram
Email:	Brent_Ingram@baylor.edu
Cell:	210-845-8651
Associate Director:	Max Calderone
Email:	Max_Calderone@baylor.edu
Cell:	254-265-1639
Associate Director:	Colin Pirtle
Email:	Colin_Pirtle1@baylor.edu
Cell:	940-564-0351

### FOOTBALL CREATIVE

Senior Director of Football Visual Media:	Hanna Kotlarek (Kent State, 2019)
Director of Football Visual Media:	Jay Crain (Texas Tech, 2015)
Associate Director of Football Visual Media:	Mason Marshall (Garner-Webb, 2021)
Assistant Director of Football Visual Media:	Clay Medling (Ithaca, 2022)



## MEDIA INFORMATION

The Baylor Athletics Communications Office appreciates your interest in Baylor Football and looks forward to assisting you during the upcoming season. Our offices are located on the second floor of the Simpson Athletics and Academic Center on South University Parks Drive.

To better assist in your coverage, please take time to read the information found on the ensuing pages in this almanac. These policies have been established in consideration of the media's needs, as well as those of Baylor's student-athletes and coaches to create a positive work environment for all concerned.

If additional information or assistance is required, please contact **Brent Ingram**, Assistant AD for Communications, or another member of the Baylor Athletic Communications staff. We appreciate your coverage of Baylor Football and look forward to working with you this season.

### MEDIA CREDENTIALS

Media outlets interested in covering Baylor football on either a season or single-game basis are requested to submit all applications for credentials through the Baylor Athletics Communications football credential application website: [www.baylorbears.com/credentials](http://www.baylorbears.com/credentials). Requests made within five days of the game may not be considered.

Credentials will be sent to the visiting school's media relations director for distribution. Credentials can also be picked up in the Athletics Communications Office located at the Simpson Center or on game day at the McLane Stadium media entrance (located near gate B on the northwest corner of McLane Stadium).

Media parking at McLane Stadium is available on a limited basis. *Parking information will be included with media credentials.* Requests for parking passes should be made along with your credential request well in advance to the Athletics Communications Office.

### UNAUTHORIZED CREDENTIAL USE

Credentials will be issued to working media only. Media credentials are not transferable and use by anyone other than members of the working media is unauthorized. Working media are not permitted to request autographs or take photos with student-athletes or coaches under any circumstance. Media credentials used in an unauthorized manner will be revoked immediately. News organizations allowing unauthorized individuals to use credentials will have their credentials revoked immediately.

### WEB-BASED MEDIA

Web-based media from sites affiliated with established, nationally recognized news-gathering organizations are eligible for media credentials.

Credentials will not be granted to any online agency operating sites that are in any way affiliated with gambling. Nor will credentials be granted to "fan-submitted" or un-edited sites that are not affiliated with an established news-gathering organization and/or sites whose sole entity is fan-generated message boards that allow the posting of anonymous comments.

### MCLANE STADIUM SIDELINES

Baylor follows guidelines set forth by the NCAA Public Relations Committee, the NCAA Football Rules Committee, the American Football Coaches Association and the National Press Photographers Association. Photographers are not permitted to shoot between the 25-yard lines and must wear photo vests and have credentials visible at all times.

In an effort to promote the best possible working conditions for media photographers, uniformed security personnel will be patrolling the sidelines. Anyone holding a media credential who is not actively involved in coverage of the game will be escorted from the sideline. Similar procedures will be in effect in the press box.

### POSTGAME INTERVIEWS

Baylor's locker room is closed to the media at home and on the road. Interviews will be conducted after a cooling-down period, and outside of the originating broadcast network, no interviews will be conducted on the field. At McLane Stadium, the home postgame interview room is located on the service (ground) level directly off the media entrance (elevator lobby) in the Northwest corner of the facility.

Baylor Coach Dave Aranda and selected players will be available approximately 15 minutes following the game (video of Aranda will air on pressbox TVs). Baylor University is committed to a policy of equal access for both male and female reporters and photographers.

The visiting team interview room at McLane Stadium is located inside the Southeast ramp from the field on the service (ground) level and the visiting SID will establish visiting locker room admittance policies.

### DIRECTIONS TO MCLANE STADIUM

#### "MLK" MEDIA PARKING

**1306 South Martin Luther King Jr Blvd (corner of MLK & 4th Street):**

**FROM NORTH** (Southbound on I-35): Exit I-35 at Business 77/Elm Ave [Exit #337], follow frontage road and turn left toward Hwy 6, merge left onto Hwy 6, stay right toward 77 Business, then exit right for Loop 574/Martin Luther King Jr Blvd, turn right onto MLK Blvd – MLK/Media Lot is on right side (corner of 4th St., just past George's lot).

**FROM SOUTH** (Northbound on I-35): Exit I-35 at Martin Luther King Jr Blvd [Exit #335C], turn right onto Martin Luther King Jr. Blvd., pass MLK/Media Lot on left, make U-Turn for entrance from east. (lot is on corner of 4th St., next to George's lot and across the street from B-Lot entrance).

A parking map can be viewed at: <https://baylorbea.rs/fbparking>

### DIRECTIONS TO HIGHERS ATHLETIC COMPLEX

**1500 South University Parks Dr:**

The Highers Athletic Complex, which includes the Simpson Athletics and Academic Center (home to the Baylor Athletic Communications and Baylor Football offices), the Allison Indoor Practice Facility and the Beauchamp Athletic Nutrition Center (BANC), is located on the south bank of the Brazos River at 1500 South University Parks Drive in Waco.

Exit I-35 at the "University Parks Drive" [Exit #335B]; the facility is located one-half mile east of I-35 (left side of road), just past the Mayborn Museum.

### PRACTICE COVERAGE

Check with the Baylor Athletics Communications office for status of media attendance at Baylor Football practices. When practice is open, video and still photographers may shoot only during the designated time window. A member of the Baylor Athletics Communications staff will be on-site to coordinate locations for media during each open window.

### MCLANE STADIUM MEDIA CENTER

The McLane Stadium Media Center, located on the fifth level of McLane Stadium, opens four hours prior to game time, and includes the working press box, as well as TV, radio, coaches, command center and BaylorVision booths. Just inside the media entrance (Northwest corner of McLane Stadium), two dedicated elevators will service the fifth level almost exclusively. The photo work room and Baylor interview room are located just off the media entrance lobby.

Meals will be served two hours before kickoff. Media credentials are required for admittance to the press box and for meals.

Game notes and programs are provided prior to the game. Stats and quotes are provided after the game.

Complimentary wireless internet is available by connecting to the McLane Stadium network. On game day, Baylor ITS representatives will be on hand to assist media members.

# MEDIA INFORMATION

## RADIO FREQUENCY COORDINATION AT MCLANE STADIUM

Any affiliate TV station, video crew, radio station or other media using any transmission device (mics, IFBs, In-Ears, 2-way radios, microwave, etc. [cell phones excluded]) must have clearance through the McLane Stadium frequency coordinator. The device and frequency under which it operates must be reported in advance to avoid interference with the many radio frequency devices that already have been established. If you plan on using a "wired microphone," please do NOT bring your wireless equipment into the stadium. Media should visit [www.stadiumcoordination.com](http://www.stadiumcoordination.com) to access frequency registration.

## BAYLOR VIDEO HIGHLIGHTS FTP SITE

Baylor provides broadcast-quality video of home game postgame highlights via FTP download. Contact Justin Hoff (254-709-6473, Justin\_Hoff@baylor.edu) for more information.

## BAYLOR MEDIA SITE

An all-encompassing media page can be found on Baylor's website at: <http://baylorbears.com/media>. Among the information available at this site are links and pdfs of statistics, game notes, quick facts and directions as well as photo/logo downloads.

## COLLEGEPRESSBOX.COM

CollegePressBox.com, the official media website for Big 12 football, includes game notes, stats and media guides from the conference and member schools throughout the season. Login information is distributed by the conference office to accredited media or you can apply for a password by sending an e-mail to [password@collegepressbox.com](mailto:password@collegepressbox.com).

## OPPONENTS' ATHLETICS COMMUNICATIONS DIRECTORY

	Sat. Sept. 2  6 p.m. TV: ESPN+	<b>GAME 1 — Texas State</b> <i>Waco, Texas (McLane Stadium)</i>  SID: Chris Kutz ( <a href="mailto:chriskutz@txstate.edu">chriskutz@txstate.edu</a> ) Phone: 512-245-2966
	Sat. Sept. 9  11 a.m. TV: ESPN	<b>GAME 1 — Utah</b> <i>Waco, Texas (McLane Stadium)</i>  SID: Jordie Lindley ( <a href="mailto:jlindley@huntsman.utah.edu">jlindley@huntsman.utah.edu</a> ) Phone: 801-647-8174
	Sat. Sept. 16  11 a.m. TV: ESPN+	<b>GAME 3 — Long Island</b> <i>Waco, Texas (McLane Stadium)</i>  SID: Adam Rubin ( <a href="mailto:adam.rubin@liu.edu">adam.rubin@liu.edu</a> ) Phone: 917-658-7647
	Sat. Sept. 23  TBD TV: TBD	<b>GAME 4 — Texas</b> <i>Waco, Texas (McLane Stadium)</i>  SID: John Bianco ( <a href="mailto:john.bianco@athletics.utexas.edu">john.bianco@athletics.utexas.edu</a> ) Phone: 512-471-1346
	Sat. Oct. 1  TBD TV: TBD	<b>GAME 5 — at UCF</b> <i>Orlando, Fla. (FBC Mortgage Stadium)</i>  SID: John Heisler ( <a href="mailto:jheisler@athletics.ucf.edu">jheisler@athletics.ucf.edu</a> ) Phone: 574-532-0293
	Thurs. Oct. 7  TBD TV: TBD	<b>GAME 6 — Texas Tech</b> <i>Waco, Texas (McLane Stadium)</i>  SID: Matt Dowdy ( <a href="mailto:matthew.dowdy@ttu.edu">matthew.dowdy@ttu.edu</a> ) Phone: 806-928-5190
	Sat. Oct. 21  TBD TV: TBD	<b>GAME 7 — at Cincinnati</b> <i>Cincinnati, Ohio (Nippert Stadium)</i>  SID: Zach Stipe ( <a href="mailto:zach.stipe@uc.edu">zach.stipe@uc.edu</a> ) Phone: 865-244-6119 (C)
	Sat. Oct. 28  TBD TV: TBD	<b>GAME 8 — Iowa State</b> <i>Waco, Texas (McLane Stadium)</i>  SID: Matt Shoultz ( <a href="mailto:mshoultz@iastate.edu">mshoultz@iastate.edu</a> ) Phone: 806-928-5190
	Sat. Nov. 4  TBA TBA	<b>GAME 9 — Houston</b> <i>Waco, Texas (McLane Stadium)</i>  SID: Andrew Pate ( <a href="mailto:arpate@central.uh.edu">arpate@central.uh.edu</a> ) Phone: 713-743-8352
	Sat. Nov. 11  TBD TV: TBD	<b>GAME 10 — at Kansas State</b> <i>Manhattan, Kan. (Bill Snyder Family Stadium)</i>  SID: Ryan Lackey ( <a href="mailto:rlackey@kstatesports.com">rlackey@kstatesports.com</a> ) Phone: 785-587-7865
	Sat. Nov. 18  TBD TV: TBD	<b>GAME 11 — at TCU</b> <i>Fort Worth, Texas (Amon G. Carter Stadium)</i>  SID: Mark Cohen ( <a href="mailto:m.cohen@tcu.edu">m.cohen@tcu.edu</a> ) Phone: 817-257-7969
	Sat. Nov. 25  TBD TV: TBD	<b>GAME 12 — West Virginia</b> <i>Waco, Texas (McLane Stadium)</i>  SID: Mike Montoro ( <a href="mailto:mike.montoro@mail.wvu.edu">mike.montoro@mail.wvu.edu</a> ) Phone: 304-293-2821

## BIG 12 CONFERENCE BOWL AGREEMENTS

BOWL	DATE	TIME (CT)	LOCATION
National Championship (CFP)	Jan. 8	6:30 p.m.	Houston, Texas
Rose Bowl (CFP Semifinal)	Jan. 1	4 p.m.	Pasadena, Calif.
Allstate Sugar Bowl (CFP Semifinal)	Jan. 1	7:45 p.m.	New Orleans, La.
Vrbo Fiesta Bowl	Jan. 1	12 p.m.	Glendale, Ariz.
Chick-fil-A Peach Bowl	Dec. 30	11 a.m.	Atlanta, Ga.
Goodyear Cotton Bowl	Dec. 29	7 p.m.	Arlington, Texas
AutoZone Liberty Bowl	Dec. 29	2:30 p.m.	Memphis, Tenn.
Valero Alamo Bowl	Dec. 28	8:15 p.m.	San Antonio, Texas
Pop-Tarts Bowl	Dec. 28	4:45 p.m.	Orlando, Fla.
TaxAct Texas Bowl	Dec. 27	8 p.m.	Houston, Texas
Guaranteed Rate Bowl	Dec. 26	8 p.m.	Phoenix, Ariz.
SERVPRO First Responder Bowl	Dec. 26	4:30 p.m.	Dallas, Texas
Radiance Technologies Independence Bowl	Dec. 16	8:15 p.m.	Shreveport, La.





## MEDIA DIRECTORY

PRINT MEDIA (MAILING ADDRESS)	PHONE	EMAIL	TWITTER
<b>ASSOCIATED PRESS</b> , 4851 LBJ Freeway, Suite 300, Dallas, Texas Stephen Hawkins	972-991-2100	shawkins@ap.org	@hawkaptexas
<b>AUSTIN AMERICAN-STATESMAN</b> , P.O. Box 670, Austin, Texas 78767 Kirk Bohls, columnist	512-445-3627	sportsdesk@statesman.com KBohls@statesman.com	@txsportsnews @kbohls
<b>BAYLOR LARIAT</b> , P.O. Box 97330, Waco, Texas 76798	254-710-1711	lariat@baylor.edu	@bulariat
<b>DALLAS MORNING NEWS</b> , 508 Young St., Dallas, Texas 75202	214-977-8444	results@dallasnews.com	@SportsDayDFW
<b>FORT WORTH STAR-TELEGRAM</b> , P.O. Box 1870, Fort Worth, Texas 76102	817-390-7760	sports@star-telegram.com	@startelegram
<b>HOUSTON CHRONICLE</b> , 801 Texas Ave., Houston, Texas 77002	713-220-7891	sptresults@chron.com	@houstonchron
<b>WACO TRIBUNE-HERALD</b> , 900 Franklin, Waco, Texas 76703 Brice Cherry, Sports Editor	254-757-5710	sports@wacotrib.com BCherry@wacotrib.com	@WacoTribSports @BriceCherry
TELEVISION MEDIA (MAILING ADDRESS)	PHONE	EMAIL	TWITTER
<b>KCEN-TV</b> , (NBC 6) P.O. Box 6103, Temple, Texas 76503 Kurtis Quillin	254-859-5481	news@kcentv.com KQuillin@kcentv.com	@KCENTSports @KurtisQuillin
<b>KWKT-TV</b> , (FOX 44) 8803 Woodway Dr., Woodway, TX 76712 Eric Kelly	254-776-3844	news@kwkt.com EKelly@kwkt.com	@KWKTFox44 @EricKellyTV
<b>KWTX-TV</b> (CBS 10), 6700 American Plaza, Waco, TX, 76712 Darby Brown	254-776-1330	news@kwtx.com Darby.Brown@kwtx.com	@KWTXSports @DarbyJoBrown
<b>KXXV-TV</b> (ABC 25), P.O. Box 2522, Waco, Texas 76710 Shahji Adam	254-754-2541	news@kxxv.com Shahji.Adam@kxxv.com	@25SportsKXXV @ShahjiAdam
RADIO MEDIA (MAILING ADDRESS)	PHONE	EMAIL	TWITTER
<b>BAYLOR RADIO NETWORK</b> , 1500 S. University Parks Dr., Waco, Texas 76706 John Morris, Play-by-Play J.J. Joe, Analyst Ricky Thompson, Sideline	254-710-3077	John_Morris@baylor.edu JJoe@bevsueglobal.com RDThompson83@gmail.com	@VoiceofBears @JohnEricJoe
<b>CLEAR CHANNEL COMMUNICATIONS</b> , 314 W. State Hwy 6, Waco, Texas 76712	254-776-3900	—	
<b>KRZJ/ESPN CENTRAL TEXAS</b> , 5501 Bagby, Waco, Texas 76711	254-772-0930		@1660ESPN
<b>SICEM365 RADIO</b> , 101 Elm Ave, Waco, Texas 76704 David Smoak	254-315-4387	SmoakyHSFB@gmail.com	@SicEm365Radio @DavidSmoak
OTHER MEDIA (MAILING ADDRESS)	PHONE	EMAIL	TWITTER
<b>BAYLOR BEAR INSIDER</b> , 1500 S University Parks Drive, Waco, Texas 76706 Jerry Hill, Director of Sports Journalism	254-710-1234	Jerry_Hill@baylor.edu	@ViewFromHill
<b>BIG 12 CONFERENCE</b> , 400 East John Carpenter Fwy, Irving, Texas 75062 Bob Burda, Joni James Lehmann	469-524-1000 469-524-1011	Bob@big12sports.com Joni@big12sports.com	@Big12Conference @Big12Conference

# UNIVERSITY PRESIDENT



**DR. LINDA A. LIVINGSTONE**  
UNIVERSITY PRESIDENT  
OKLAHOMA STATE, 1982

Linda A. Livingstone, Ph.D., is the 15th president of Baylor University, having served in that capacity since 2017. During her tenure as president, Dr. Livingstone has overseen the development of Baylor’s strategic plan, Illuminate, which provides a foundation for Baylor’s aspiration to become a preeminent Christian research university. In addition, she has led Give Light, a \$1.1 billion comprehensive philanthropic campaign that undergirds Illuminate, reaching the campaign’s fundraising goals well before its anticipated conclusion.

Enhancing the University’s academic enterprise has been a key priority of Dr. Livingstone’s leadership. She is animated by a desire to build upon Baylor’s historic strengths and increase undergraduate and graduate educational opportunities while expanding the University’s service to the surrounding world through research and scholarship. Through the philanthropic generosity of the Baylor Family, the University has added more than 30 new fully endowed chairs to the faculty since her arrival. In addition, 100 new faculty lines will be created over the course of five years in support of Illuminate’s goals.

As a result of Dr. Livingstone’s dynamic and collaborative leadership, the Carnegie Classification of Institutions of Higher Education designated Baylor a Research 1 university in December 2021 – its highest classification – three years earlier than internal projections had anticipated.

During Dr. Livingstone’s presidency, Baylor has responded to the need to cultivate an increasingly welcoming and nurturing community. Baylor is one of the country’s top-10 Most Trusted Universities – including a No. 2 ranking by parents and employers – in a 2022 survey by national research firm Morning Consult. Dr. Livingstone also has led the implementation of recommendations from the Commission on Historic Campus Representations designed to create a physical environment on campus that tells the complete Baylor story and celebrates the diversity of the Baylor Family.

During Dr. Livingstone’s tenure as president, Baylor has consistently been named one of the top two schools in the Big 12 Conference and one of the top five in Texas in U.S. News & World Report’s annual college rankings. Baylor has also risen in such categories as First-year Experience, Best Undergraduate Teaching and Best Colleges for Veterans. As Baylor has continued to enjoy strong enrollments and expanding academic programs, the University also has undertaken renovations to historic academic buildings and residence halls while building new facilities – such as the Paul and Alejandra Foster Pavilion and the Mark and Paula Hurd Welcome Center – that are transforming the Baylor skyline.

A strong voice for the role of faith-based institutions in American higher education, Dr. Livingstone has established herself as a scholar in organizational behavior, leadership, and creativity. She has been extensively published and cited in academic and professional outlets. As Baylor’s president, she has applied her faith commitment to all aspects of her leadership, drawing inspiration from the message of Romans 12:2: “Do not conform to the pattern of this world, but be transformed by the renewing of your mind. Then you will be able to test and approve

what God’s will is – his good, pleasing and perfect will.” During her presidency, Baylor faculty and staff have initiated an unprecedented longitudinal study to track the long-term impact of a Baylor education on a person’s faith and character.

The information collected each year, from the time students arrive at Baylor to a decade after graduation, has informed a number of changes on campus, including a redesign of our University Chapel course.

As an extension of her leadership on the Baylor campus, Dr. Livingstone has become a nationally recognized leader in the landscape of college athletics. She served on the NCAA Constitution Committee charged with developing a new, streamlined constitution for the NCAA, and she is a member of the Division I Transformation Committee. In June 2022, she was named one of nine members of the newly reorganized NCAA Board of Governors, which she now chairs. She is also vice-chair / chair-elect of the American Council on Education Board and vice-chair / chair-elect of the Big 12 Conference Board. Additionally, she serves on the Baylor College of Medicine Board of Trustees and the Board of Independent Colleges and Universities of Texas.

Dr. Livingstone previously served as dean and professor of management at The George Washington University School of Business, as dean and professor of management at Pepperdine University’s Graziadio School of Business and Management and as a tenured faculty member and associate dean of graduate programs at Baylor’s Hankamer School of Business.

Dr. Livingstone was inducted into Oklahoma State University’s Hall of Fame in 2020. She is a member of the Spears School of Business Hall of Fame, was the first recipient of the Outstanding Ph.D. Alumnus Award and was recognized in 2015 with the OSU Distinguished Alumni Award.

A native of Perkins, Okla., Dr. Livingstone played varsity basketball at Oklahoma State University, where she earned a Bachelor of Science in economics and management, a Master of Business Administration and a Doctor of Philosophy in management and organizational behavior. Her husband, Brad, a high school history teacher, also played basketball at Oklahoma State. They have one daughter, Shelby, a former volleyball student-athlete at Rice University and graduate of Baylor’s George W. Truett Theological Seminary.

## BAYLOR UNIVERSITY PRESIDENTS

1846-51	Henry Lee Graves	1932-47	Pat M. Neff
1851-61	Rufus C. Burleson	1948-61	William R. White
1861-63	George W. Baines	1961-81	Abner Vernon McCall
1864-85	William Carey Crane	1981-95	Herbert H. Reynolds
1885-86	Reddin Andrews	1995-05	Robert B. Sloan, Jr.
1886-97	Rufus C. Burleson	2006-08	John M. Lilley
1899-1902	Oscar H. Cooper	2010-16	Kenneth W. Starr
1902-31	Samuel P. Brooks	2017-	Linda A. Livingstone

## VICE PRESIDENT / DIRECTOR OF ATHLETICS



**MACK RHOADES**  
VICE PRESIDENT / DIRECTOR OF ATHLETICS  
ARIZONA, 1993

Mack B. Rhoades, IV, who has provided outstanding leadership and vision for three NCAA Football Bowl Subdivision athletic programs, was named Baylor University's Vice President and Director of Intercollegiate Athletics on July 13, 2016.

Rhoades has organized a team of dynamic administrators and restructured the athletics department to maximize efficiencies across teams. His concept of Preparing Champions for Life has provided the ongoing vision for Baylor Athletics, which aims to bolster the student-athlete experience by focusing on the areas of academic achievement, athletic success, character formation and spiritual growth.

In June 2021, Rhoades was selected as Sports Business Journal's 2021 Athletics Director of the Year, marking the second Athletics Director of the Year honor earned by Rhoades in as many years. He was chosen as 2019-20 NACDA Under Armour Athletics Director of the Year in March 2020.

Over his six years in Waco, Baylor has won 25 Big 12 titles and seven national championships.

Baylor continues as one of the most successful athletics departments in the country. Baylor football won the 2021 Big 12 Championship, which marked the first since 2014 and the third in program history. The Bears also won the Sugar Bowl and set a school-record with 12 wins, including five victories over ranked opponents. Head coach Dave Aranda was named the George Munger National Coach of the Year.

Men's basketball won its second-straight Big 12 regular-season title and received a No. 1 seed in the NCAA Tournament under Scott Drew, who has been named Big 12 Coach of the Year for three-consecutive seasons. Women's basketball won its 12th-straight Big 12 regular-season championship and was a No. 2 seed in the NCAA Tournament under first-year head coach Nicki Collen. The Bears became the first team since 2000 to begin Big 12 play 0-2 and win the regular-season title.

Baylor became the first Big 12 school to win a football, men's and women's basketball regular-season championship in the same year and was the first Power Five school to sweep the basketball regular-season titles in back-to-back years.

Academically, Baylor tied a school record with an overall score of 94 in Graduation Success Rate (GSR) that led the Big 12 for an eighth-straight year and was second in the state of Texas in addition to ranking 14th nationally among Power Five schools. The Bears have had a 3.0 term GPA or better for 27-straight semesters.

The 2020-21 academic year, despite the ongoing COVID-19 pandemic, brought success for Baylor Athletics as the department combined to bring 20 trophies home to Waco.

For the second-consecutive full term (not including the COVID-shortened 2019-20 campaign), the Bears brought home multiple national championships. After acrobatics & tumbling won its fifth-straight title and women's basketball clinched their third overall national championship in 2019, A&T went for six straight in 2020-21 and men's basketball claimed its first in program history.

Men's basketball won its first Big 12 regular-season title and clinched its first conference title since 1950 en route to winning every NCAA tournament game by an average of 15.3 points to claim its first-ever national championship.

Women's basketball brought home its 11th-straight, and 12th overall, Big 12 regular season championship in addition to their 11th Big 12 Championship title, marking the 10th time Baylor swept the regular-

season and tournament titles. Women's basketball advanced to the program's 10th Elite Eight, marking the sixth time in seven seasons the Bears have been one of the final eight squads standing.

Baylor had 16 of 19 teams reach the postseason in 2020-21. Acrobatics & tumbling brought home its sixth-straight national championship, and men's tennis advanced to the program's third national championship match and first since 2005. Equestrian upset top-ranked Auburn in the NCEA National Championship and Track and Field had three individual national champions at the same NCAA meet (NCAA Indoor Championships) for the first time in program history.

Overall, Baylor's 11 head-to-head sports compiled a 208-86-3 record (.705 winning percentage) during the 2020-21 academic year as 10 of Baylor's 17 teams finished the term ranked, including six in the top 10. Baylor athletics also brought home six Big 12 titles.

In the midst of the coronavirus pandemic, thanks in large part to the direction of Baylor's athletic medicine staff, the Bears completed 93.3 percent of their scheduled contests.

Rhoades also oversaw the Baylor Bear Foundation as it reported more than \$19.5 million in annual giving to Baylor Athletics in 2020, tied for the second-highest giving total in the foundation's 70-plus year history.

The 2018-19 academic year brought several strategic initiatives to the forefront of athletics beginning with December's unveiling of the "Baylor Built" character formation program. The holistic program encompasses character and leadership development, personal skills, social responsibility, community engagement and spiritual growth.

Rhoades, in a collective effort with a team assembled by Jovan Overshown, Senior Associate Athletics Director for External Affairs, launched - in association with NIKE - the "Baylor United" brand and visual identity for the department in April of 2019. The process produced a unified color palette, updated primary and secondary marks, new wordmarks and custom brand font and numerical system.

In May of 2019, as part of the Baylor Athletics Master Plan portion of the university's \$1.1 billion "Give Light" campaign, Rhoades announced the department would build a new \$105 million basketball fieldhouse following the largest current gift in the university's history. The lead gift from Paul and Alejandra Foster will spearhead the Foster Basketball Pavilion to provide an electric atmosphere for the department's highly successful basketball programs.

Rhoades has led national searches for five head coaching positions during his time at Baylor, ultimately bringing to Waco, Matt Rhule (Football) in 2016, Casie Maxwell (Equestrian) in 2017, Brian Boland (Men's Tennis) in 2018, Dave Aranda (Football) in 2020, Nicki Collen (Women's Basketball) in 2021 and Michelle Lenard (Soccer) in 2021. He promoted long-time assistant Michael Ford to head coach of the Baylor Track and Field program in 2021. He also promoted Michael Woodson to head coach during the Men's Tennis team's postseason run to a national runner-up finish in 2021.

The Bears remain committed to giving back, with student-athletes volunteering more than 5,500 hours throughout the Waco community in the last three academic years. The football, men's and women's basketball teams each adopted local elementary schools during the school term where student-athletes would read to classes either virtually or in person.

While mission trips were put on hold for the 2020-21 term due to the pandemic, more than 100 student-athletes participated in spiritual growth opportunities on campus. Previously, Baylor's Sports Ministry Team traveled to share the love of Christ internationally for 12 consecutive years.

Rhoades joined the Baylor family from the University of Missouri, where he spent the previous year (2015-16) leading the 20-sport Southeastern Conference intercollegiate athletics department, and he previously served in similar capacities at the University of Houston (2009-15) and the University of Akron (2006-09).



## VICE PRESIDENT / DIRECTOR OF ATHLETICS

His first year in Columbia saw Mizzou student-athletes register the highest one-semester grade-point in school history at 3.03 for the fall 2015 term; Barry Odom hired as the Tigers' head football coach; wrestler J'den Cox win an NCAA title and earn a berth on the 2016 U.S. Olympic Team; the Tigers' men's swimming and diving team place a program-best eighth at the NCAA Championship and its women's basketball program return to the NCAA Tournament for the first time since 2006. Bolstered by three top 11 NCAA finishes--wrestling (sixth), men's swimming and diving (eighth) and women's swimming and diving (11th), Missouri finished 43rd in the final 2015-16 Learfield Directors' Cup standings.

Rhoades and his staff developed a student-athlete enrichment program, Mizzou Made: Preparing Champions for Life. This innovative and comprehensive program is part of a campus community partnership focusing on life skills and career development among other core values.

Before moving to Missouri, Rhoades enjoyed five-and-a-half rewarding years guiding the athletic fortunes at the University of Houston as Vice President for Intercollegiate Athletics. He reignited the Cougars' entire program, hiring 14 new head coaches, including 2015 FWAA First-Year Coach of the Year Tom Herman. Rhoades also oversaw a transformation of the student-athlete experience while also directing marked improvements in the areas of academics, facilities, fundraising and athletic success. In nearly every academic measurement, including grade-point average and the NCAA's Academic Progress Rate, Houston registered record achievements. He also unveiled the Cougar Pride Leadership Academy to equip student-athletes with life-long leadership and life skills.

Houston's football team appeared in four bowl games during Rhoades' six seasons, and enjoyed a historic 2011 campaign which saw it climb to No. 6 in the BCS standings en route to a 13-1 record and its first season-ending finish in The Associated Press Top 25 since 1990.

Known as an outstanding fundraiser, Houston raised nearly \$100M and constructed \$160M in new facilities during his tenure, including a new on-campus football stadium, a men's and women's basketball training center, a golf academy and a short game facility. Rhoades also negotiated one of the nation's top five facility naming rights agreements at the collegiate level and secured a new multi-media rights deal for Houston. Cougar Pride, Houston Athletics' fundraising arm, set an annual donation record for the fifth-consecutive year in 2013-14 as more than 3,100 Cougar Pride members contributed \$4.5M to eclipse the previous mark of \$3.5M set the previous year.

Rhoades and University of Houston President Dr. Renu Khator successfully steered the institution into an exciting new era when it was invited in December 2011 to join The American Athletic Conference beginning with the 2013-14 academic year. Houston's first year in The American was arguably one of the finest in school history, as its 2013-14 teams combined for 157 victories, 17 American individual championships, 10 NCAA postseason berths and a pair of American team titles. That successful surge led to Houston's highest national finish in the Learfield Directors' Cup since 2000-01.

Rhoades served as chair of the American Athletic Conference Athletics Directors Committee, Athletics Directors Executive Committee and Athletics Directors Finance Committee after having served Conference USA as chairperson for its Championship and Site Selection Committees.

Prior to his arrival at Houston, Rhoades helped the University of Akron achieve unprecedented academic and athletic success. During his tenure, Zip student-athletes earned: 765 total Dean's List honors, 213 All-Conference honors, 83 Academic All-Conference awards, 20 team championships, 14 Conference Player of the Year awards and 12 All-America honors.

Rhoades' Akron tenure was also marked by the construction of a \$61.6M on-campus football stadium, the creation of a women's golf

program, three-time recognition for the department's diversity strategy and the hiring of 11 head coaches. UA student-athletes also generously gave back the community during Rhoades' tenure providing more than 5,000 service hours to the greater Akron area during each of the 2006-07 and 2007-08 academic years.

He served as a member of the NCAA Division I Championships/ Sports Management Cabinet--as well as its Administrative Committee, and led the Mid-American Conference External Affairs Committee. Rhoades also helped then-MAC Commissioner Rick Chryst negotiate an unprecedented TV contract for the league with ESPN.

Rhoades went to Akron after seven years at UTEP, where he worked his way up the department ranks to become the Miners Executive Senior Associate Athletics Director after starting as Assistant Athletics Director for Development. In his final position at UTEP, Rhoades oversaw all fundraising, the marketing and media relations offices as well as football external operations, men's basketball, men's golf, licensing, Miner Athletic Club and the athletics ticket office.

Rhoades, who holds a bachelor's degree in health sciences from the University of Arizona (1993) and a master's of science degree in athletics administration/ sports management from Indiana University (2002), began his intercollegiate athletics career as a marketing assistant in the Yale athletic department (1996) and worked in development at Marquette (1997-98) before joining the UTEP staff in 1998.

Mack and his wife, Amy, have three daughters - Nicolette (husband, Christian Santillán), Natalie (husband, Andrew Charbine and children, Gerard and Gianna) and Noelle (husband, Mason Schlotzhauer). They welcomed their first grandson in 2021.

### BAYLOR ATHLETICS DIRECTORS

1903-04	R.N. Watts	1959-68	John Bridgers
1907-08	Luther Burleson	1968-71	Bill Henderson
1908-11	Enoch Mills	1971-80	Jack Patterson
1913-14	Norman Paine	1980-92	Bill Menefee
1914-20	Charles Mosley	1992-93	Grant Teaff
1920-26	Frank Bridges	1993-96	Dick Ellis
1927-40	Morley Jennings	1996-03	Tom Stanton
1941-49	Ralph Wolf	2003-16	Ian McCaw
1950-59	George Sauer	2016-	Mack Rhoades



## 2023 ROSTER

### ALPHABETICAL ROSTER

NO.	PLAYER, POS.
12	Alfonzo Allen, S
30	Michael Allen, S
46	Tony Anyanwu, OLB Hayden Arnold, K
34	MJ Artmore Jr., CB
80	Monaray Baldwin, WR
53	Campbell Barrington, OL
56	Clark Barrington, OL
90	Brendan Bett, DL
28	Devyn Bobby, S
96	Bryce Boland, K
24	Cameron Bonner, WR
98	Jerrell Boykins Jr., DL
36	Tyrone Brown, LB
26	Jonah Burton, WR
22	Reggie Bush, CB
58	Gavin Byers, OL
34	Josh Cameron, WR
25	Jacoby Clarke, RB
33	DJ Coleman, S
89	Drake Dabney, TE
81	Jonathan Davidson, WR
54	Timothy Dawn, OL
13	Isaiah Dunson, CB
79	Alvin Ebosele, OL
75	Elijah Ellis, OL
99	Tre Emory, DL
42	Jeremy Evans, LB
9	TJ Franklin, DL
88	Micah Gifford, WR
19	Javon Gipson, WR
24	Corey Gordon Jr., S
26	Garrison Grimes, LS
95	Gabe Hall, DL
98	Isaiah Hankins, K
50	Connor Heffernan, OL
7	Bryson Jackson, S
11	Ketron Jackson Jr., WR
14	Caden Jenkins, CB
23	Jordan Jenkins, RB
94	BoChao Jin, DL
87	Kelsey Johnson, TE
32	Carmello Jones, LB
2	Matt Jones, LB
28	Qualan Jones, RB
51	Kyler Jordan, OLB
93	DK Kalu, DL
52	Corey Kelly, OLB
17	Landry Kinne, WR
48	Matthew Klopfenstein, TE
97	Cooper Lanz, DL
49	Trey Laurence, LB
20	Devin Lemear, S
62	Ryan Lengyel, OL
48	Treven Ma'ae, DL
73	George Maile, OL
58	Jaden Maronen, LB
35	Jackie Marshall, DL
54	David Marshall Jr., DL
15	RJ Martinez, QB

### NUMERICAL ROSTER

No.	Name	Pos.	Ht.	Wt.	Class.	Exp.	Hometown / Previous School
2	Matt Jones	LB	6-3	246	RSr.	3L	Odessa, Texas / Odessa Permian HS
7	Bryson Jackson	S	6-2	209	7Sr.	4L	Mansfield, Texas / Lake Ridge HS
9	TJ Franklin	DL	6-5	268	5Sr.	4L	Temple, Texas / Temple HS
11	Ketron Jackson Jr.	WR	6-2	208	Jr.	TR	Royse City, Texas / Royse City HS / Arkansas
12	Alfonzo Allen	S	5-11	197	So.	1L	Miami, Fla. / Central HS
12	Blake Shapen	QB	6-0	205	RJr.	2L	Shreveport, La. / Evangel Christian Academy
13	Isaiah Dunson	CB	6-1	184	So.	TR	Tucker, Ga. / Tucker HS / Miami [Fla.]
13	Sawyer Robertson	QB	6-4	218	RSo.	TR	Lubbock, Texas / Coronado HS / Mississippi State
14	Caden Jenkins	CB	6-3	166	Fr.	HS	Lewisville, Texas / Lewisville HS
14	Armani Winfield	WR	6-2	205	RFr.	RS	Lewisville, Texas / Lewisville HS
15	RJ Martinez	QB	6-0	204	Jr.	TR	Austin, Texas / Westwood HS / Northern Arizona
15	Carl Williams IV	CB	6-0	179	Fr.	HS	Baton Rouge, La. / Southern Lab HS
16	Hal Presley	WR	6-3	206	Jr.	2L	Mansfield, Texas / Mansfield Summit HS
17	Landry Kinne	WR	6-0	187	RJr.	RS	Waco, Texas / La Vega HS / Tyler JC
17	Cade Tessier	QB	6-4	216	Fr.	HS	Montgomery, Texas / Lake Creek HS
18	Brayson McHenry	QB	5-11	193	RFr.	RS	Texarkana, Texas / Texarkana HS
18	Jordan Nabors	WR	5-11	182	So.	1L	Rockwall, Texas / Heath HS
19	Javon Gipson	WR	6-3	220	RSo.	1L	Richmond, Texas / George Ranch HS
20	Devin Lemear	S	5-11	186	RSo.	1L	Manor, Texas / Manor HS
21	Chateau Reed	CB	6-2	194	RJr.	2L	Lawton, Okla. / Lawton HS
21	Dominic Richardson	RB	6-0	206	Jr.	TR	Oklahoma City, Okla. / Bishop McGuinness / Oklahoma State
22	Reggie Bush	CB	6-0	189	RFr.	RS	Frisco, Texas / Independence HS
23	Jordan Jenkins	RB	6-1	222	RSo.	1L	Lindale, Texas / Lindale HS
24	Cameron Bonner	WR	5-11	187	RSo.	1L	Houston, Texas / St. Thomas HS
24	Corey Gordon Jr.	S	6-2	195	RFr.	RS	Oklahoma City, Okla. / Putnam West HS
25	Jacoby Clarke	RB	5-11	225	RSr.	2L	The Woodlands, Texas / The Woodlands HS
25	LeVar Thornton Jr.	CB	6-3	174	Fr.	HS	Fort Worth, Texas / Timber Creek HS
26	Jonah Burton	WR	5-11	195	RSo.	1L	Simi Valley, Calif. / Simi Valley HS
26	Garrison Grimes	LS	6-2	215	RSo.	1L	American Fork, Utah / American Fork HS
27	Tevin Williams III	CB	6-2	193	RSo.	1L	Stillwater, Okla. / Stillwater HS
28	Devyn Bobby	S	5-10	187	So.	1L	DeSoto, Texas / DeSoto HS
28	Qualan Jones	RB	5-10	242	RSr.	3L	Grand Prairie, Texas / Trinity Christian
29	Romario Noel	CB	6-3	213	RSo.	1L	Cypress, Texas / Cy Ranch HS
29	Richard Reese	RB	5-9	182	So.	1L	Bellville, Texas / Bellville HS
30	Michael Allen	S	5-8	197	RFr.	RS	Stilwell, Kan. / Blue Valley HS
30	Bryson Washington	RB	6-0	204	Fr.	HS	Franklin, Texas / Franklin HS
32	Carmello Jones	LB	6-2	228	RFr.	RS	Mobile, Ala. / West Orange-Stark [Texas] HS
33	DJ Coleman	S	6-0	192	Fr.	HS	Mesquite, Texas / Horn HS
34	MJ Artmore Jr.	CB	6-0	192	Fr.	HS	Mountain View, Calif. / Saint Francis HS
34	Josh Cameron	WR	6-1	217	RSo.	1L	Cedar Park, Texas / Cedar Park HS
35	Jackie Marshall	DL	6-3	265	RSo.	1L	LaPlace, La. / East St. John HS
35	Dawson Pendergrass	RB	6-2	219	Fr.	HS	Alba, Texas / Mineola HS
36	Tyrone Brown	LB	5-11	229	RSo.	1L	Orange, Texas / West Orange-Stark HS
37	Tay'Shawn Wilson	CB	6-0	175	Fr.	HS	Cypress, Texas / Mayde Creek HS
38	Jacob Redding	S	6-1	185	Fr.	HS	New Braunfels, Texas / New Braunfels HS
39	Michael Mastrodicasa	S	6-0	196	RSo.	1L	Austin, Texas / Vandegrift HS
40	Mike Smith Jr.	LB	6-1	240	5Sr.	TR	Flora, Miss. / Ridgeland HS / Mississippi Gulf Coast / Liberty
41	Brooks Miller	LB	6-1	234	RJr.	2L	West Monroe, La. / West Monroe HS
42	Jeremy Evans	LB	6-1	218	RFr.	RS	Tenaha, Texas / Tenaha HS
43	Gavin Yates	TE	6-3	232	Jr.	2L	Frisco, Texas / Memorial HS
44	Mark Patton	TE	6-4	253	RJr.	RS	Tyler, Texas / Lee HS / Tyler JC
44	Josh White	LB	6-0	217	RJr.	1L	Houston, Texas / Cy Creek HS / LSU
45	Hawkins Polley	TE	6-4	249	Fr.	HS	Houston, Texas / Stratford HS
45	Bryon Vaughns	OLB	6-4	238	5Sr.	TR	Fort Worth, Texas / Eastern Hills HS / Texas / Utah State
46	Tony Anyanwu	OLB	6-2	242	Jr.	1L	Rowlett, Texas / Sachse HS
47	Caleb Parker	S	5-11	209	RJr.	1L	Dallas, Texas / Lake Highlands HS
47	Dylan Schaub	LS	6-4	229	Fr.	HS	New Waverly, Texas / New Waverly HS
48	Matthew Klopfenstein	TE	6-5	241	Fr.	HS	Scottsdale, Ariz. / Horizon HS
48	Treven Ma'ae	DL	6-5	296	RJr.	TR	Las Vegas, Nev. / Bishop Gorman HS / Oregon
49	Trey Laurence	LB	6-0	210	Fr.	HS	San Antonio, Texas / Reagan HS
49	Jonathan Nielsen	TE	6-6	242	Fr.	HS	Sorø, Denmark / Joshua [Texas] HS



# 2023 ROSTER

## NUMERICAL ROSTER

No.	Name	Pos.	Ht.	Wt.	Class.	Exp.	Hometown / Previous School
50	Connor Heffernan	OL	6-4	289	RSo.	SQ	Georgetown, Texas / Georgetown HS
50	Kaian Roberts-Day	DL	6-3	270	RFr.	RS	Festus, Mo. / Festus HS
51	Kyler Jordan	OLB	6-2	233	RFr.	RS	Lubbock, Texas / Cooper HS
52	Corey Kelly	OLB	6-3	212	Fr.	HS	Kemah, Texas / Clear Falls HS
53	Campbell Barrington	OL	6-6	297	Jr.	TR	Spokane, Wash. / University HS / BYU
53	Evan Miller	OLB	6-4	215	RSo.	TR	Fort Lauderdale, Fla. / Centennial [Tenn.] HS / Navarro CC
54	Timothy Dawn	OL	6-2	301	RFr.	RS	Camden, Ark. / Fairview HS
54	David Marshall Jr.	DL	6-0	279	So.	TR	Waxahachie, Texas / Waxahachie HS / Navarro CC
55	Garmon Randolph	OLB	6-7	251	RSr.	3L	Jefferson, Ga. / Jefferson HS
56	Clark Barrington	OL	6-6	308	5Sr.	TR	Spokane, Wash. / University HS / BYU
56	Braden Strauss	LB	5-11	218	RJr.	SQ	Waco, Texas / Midway HS
57	Wes Tucker	OL	6-5	296	Fr.	HS	Argyle, Texas / Argyle HS
57	Prince Ugoh	DL	6-1	230	RSo.	SQ	Frisco, Texas / Liberty HS
58	Gavin Byers	OL	6-5	312	Sr.	3L	Grapevine, Texas / Colleyville Heritage HS
58	Jaden Maronen	LB	5-10	226	RSo.	SQ	Katy, Texas / Katy HS
59	Devonte Tezino	DL	6-5	289	RFr.	RS	Killeen, Texas / Ellison HS
62	Ryan Lengyel	OL	6-5	299	RSo.	SQ	Dallas, Texas / Jesuit Prep
65	Sean Thompkins	OL	6-5	294	Fr.	HS	Covington, Ga. / Newton HS
70	Bryce Simpson	OL	6-5	286	RFr.	RS	Cypress, Texas / Cypress Ranch HS
71	MJ Ruhman	OL	6-4	288	RSo.	SQ	The Woodlands, Texas / The Woodlands HS
72	Coleton Price	OL	6-2	307	RFr.	RS	Bowie, Texas / Bowie HS
73	George Maile	OL	6-3	304	RFr.	RS	South Jordan, Utah / Bingham HS
74	Kaden Sieracki	OL	6-8	309	RFr.	RS	The Woodlands, Texas / The Woodlands HS
75	Elijah Ellis	OL	6-6	311	RSr.	SQ	Paris, Texas / Paris HS
76	Isaiah Robinson	OL	6-6	281	Fr.	HS	Arlington, Texas / Lamar HS
77	Tate Williams	OL	6-4	305	RSo.	1L	Wall, Texas / Wall HS
79	Alvin Ebosele	OL	6-6	300	RFr.	RS	Coppell, Texas / Coppell HS
80	Monaray Baldwin	WR	5-9	170	Jr.	2L	Killeen, Texas / Shoemaker HS
81	Jonathan Davidson	WR	6-1	204	RJr.	1L	Fulshear, Texas / Fulshear HS
82	Cody Mladenka	TE	6-4	246	RFr.	RS	The Woodlands, Texas / College Park HS
86	Jake Roberts	TE	6-4	250	Jr.	TR	Norman, Okla. / Norman North HS / North Texas
87	Kelsey Johnson	TE	6-2	251	So.	1L	Red Oak, Texas / Red Oak HS
88	Micah Gifford	WR	6-3	205	Fr.	HS	Pflugerville, Texas / Weiss HS
89	Drake Dabney	TE	6-5	248	Sr.	3L	Cypress, Texas / Cypress Ranch HS
90	Brendan Bett	DL	6-4	298	Fr.	HS	Killeen, Texas / Ellison HS
91	Trey Wilson	DL	6-3	266	Fr.	HS	Garland, Texas / Lakeview Centennial HS
92	Trent Thomas	DL	6-5	237	Fr.	HS	Missouri City, Texas / Thurgood Marshall HS
93	DK Kalu	DL	6-4	269	Fr.	HS	Missouri City, Texas / Ridge Point HS
94	BoChao Jin	DL	6-0	271	RJr.	SQ	Beijing, China / Aquinas Institute / Rochester
94	Palmer Williams	P	6-1	187	Fr.	HS	Advance, N.C. / Davie HS
95	Gabe Hall	DL	6-6	287	RSr.	3L	Waller, Texas / Waller HS
96	Bryce Boland	K	5-11	172	RJr.	1L	Waco, Texas / Midway HS
97	Cooper Lanz	DL	6-3	278	RSo.	1L	Denton, Texas / Guyer HS
98	Jerrell Boykins Jr.	DL	6-3	317	RSo.	TR	Gonzales, La. / East Ascension HS / LA Tech / Hutchinson CC
98	Isaiah Hankins	K	6-0	193	RSo.	1L	Little Rock, Ark. / Little Rock Christian
99	Tre Emory	DL	6-2	303	RFr.	RS	Mount Pleasant, Texas / Mount Pleasant HS
99	Jack Stone	K	6-0	193	So.	TR	Dallas, Texas / Highland Park HS / Michigan State
	Hayden Arnold	K	5-9	175	Fr.	HS	Austin, Texas / Vandegriff HS
	Cayden Tone	OL	6-4	285	Fr.	HS	San Mateo, Calif. / Junipero Serra HS

## ALPHABETICAL ROSTER

NO.	PLAYER, POS.
39	Michael Mastrodicasa, CB
18	Brayson McHenry, QB
41	Brooks Miller, LB
53	Evan Miller, LB
82	Cody Mladenka, TE
18	Jordan Nabors, WR
49	Jonathan Nielsen, TE
29	Romario Noel, CB
47	Caleb Parker, S
44	Mark Patton, TE
35	Dawson Pendergrass, RB
45	Hawkins Polley, TE
16	Hal Presley, WR
72	Coleton Price, OL
55	Garmon Randolph, OLB
38	Jacob Redding, S
21	Chateau Reed, CB
29	Richard Reese, RB
21	Dominic Richardson, RB
86	Jake Roberts, TE
50	Kaian Roberts-Day, DL
13	Sawyer Robertson, QB
76	Isaiah Robinson, OL
71	MJ Ruhman, OL
47	Dylan Schaub, LS
12	Blake Shapen, QB
74	Kaden Sieracki, OL
70	Bryce Simpson, OL
40	Mike Smith Jr., LB
99	Jack Stone, K
56	Braden Strauss, OLB
17	Cade Tessier, QB
59	Devonte Tezino, DL
92	Trent Thomas, DL
65	Sean Thompkins, OL
25	LeVar Thornton Jr., CB
	Cayden Tone, OL
57	Wes Tucker, OL
57	Prince Ugoh, DL
45	Bryon Vaughns, OLB
30	Bryson Washington, RB
44	Josh White, LB
94	Palmer Williams, P
77	Tate Williams, OL
27	Tevin Williams III, CB
15	Carl Williams IV, CB
37	Tay'Shawn Wilson, CB
91	Trey Wilson, DL
14	Armani Winfield, WR
43	Gavin Yates, TE

## COACHING STAFF

**Head Coach:** Dave Aranda (Cal Lutheran, 1999)  
**Asst. Head Coach/Running Backs:** AJ Steward (Kansas, 2012)  
**Offensive Coordinator/Tight Ends:** Jeff Grimes (UTEP, 1991)  
**Defensive Coordinator/Safeties:** Matt Powlledge (Sam Houston, 2009)  
**Asst. Coach/Wide Receivers:** Dallas Baker (Florida, 2006)  
**Asst. Coach/Quarterbacks:** Shawn Bell (Baylor, 2006)  
**Asst. Coach/Outside Linebackers:** Caleb Collins (Southeastern Louisiana, 2016)  
**Asst. Coach/Cornerbacks:** Kevin Curtis (Texas Tech, 2002)  
**Asst. Coach/Defensive Line:** Dennis Johnson (LSU, 2012)  
**Asst. Coach/Offensive Line:** Eric Mateos (Southwest Baptist, 2011)  
**Asst. Coach/Inside Linebackers:** Christian Robinson (Georgia, 2012)



# PLAYERS



**12**  
**ALFONZO ALLEN**  
S • 5-11 • 197 • SO. • 1L  
MIAMI, FLA. (CENTRAL HS)

**2022 (Freshman):** Played in all 13 games as a reserve at the STAR and safety positions, also logging significant time on special teams ... Had three tackles, including two for a loss with a sack and a pass defended ... In his collegiate debut vs. UAlbany, had a sack ... Notched a tackle vs. Kansas ... Had a tackle for a loss vs. No. 4 TCU.

**High School:** Played at Miami Central High School for coach Roland Smith ... Helped the Rockets to a 5A State Championship with a 12-2 record as a senior ... Played on a defense that allowed just over 13 points per game ... A four-star prospect by ESPN ... Ranked as the No. 23 safety in the country ... Rated as the 46th best prospect in the state of Florida ... A four-star prospect by Rivals ... Ranked as the 19th best safety in the country and the 34th best prospect in the state ... A three-star prospect according to 247 Sports ... Chose Baylor over offers from Alabama, Clemson, Florida, Florida State, Oklahoma, USC and Texas A&M among others.

ALLEN CAREER STATISTICS									
DEFENSIVE									
YEAR	G/GS	UT	AT	TT	TFL-YD	QBS-YD	FF/FR	PBU	INT-YD
2022	13/0	3	0	3	2-8	1-7	0	0	0-0



**30**  
**MICHAEL ALLEN**  
S • 5-8 • 197 • RFR. • RS  
STILWELL, KAN. (BLUE VALLEY HS)

**2022 (Freshman):** Redshirted ... Made his collegiate debut vs. UAlbany in the season opener.

**High School:** Played for Coach Allen Terrell at Blue Valley High School in Stillwell, Kan. ... Helped the Tigers to an 8-2 record as a senior ... Tallied 105 tackles as a senior with three interceptions.



**46**  
**TONY ANYANWU**  
OLB • 6-2 • 242 • JR. • 1L  
ROWLETT, TEXAS (SACHSE HS)

**2022 (RS Sophomore):** Named second-team Academic All-Big 12 ... Played in nine games off the bench, totaling seven tackles, including 1.5 for a loss ... Went for three tackles, including a tackle for a loss in the win over Texas State ... Had a stop at Iowa State ... Had three tackles, including half a tackle for a loss, at West Virginia.

**2021 (RS Freshman):** Did not appear in any games.

**2020 (Freshman):** Played in four games on the season ... Recorded a quarterback hurry against West Virginia (10/3).

**High School:** Played at Sachse High School for coach Mark Behrens ... Helped team to 8-3 record, including a 6-1 district record ... 46 tackles and 1.0 TFL as a senior ... Added 9.0 sacks and 21 QB hurries ... Forced two fumbles with one recovery ... Also blocked a field goal and one interception ... Part of team that finished 2018 with an 8-4 record and 7-0 record in district ... In his first season playing high school football, totaled 3.0 sacks and 4.0 TFL in only six games ... Career-high three sacks in 2018 playoff win over Plano East ... Dallas Morning-News ranked as No. 56 prospect in DFW ... ESPN's No. 146 in Texas ... No. 159 in Texas according to 247 Sports ... DCTF Top 2020 Defensive line pick ... also competed in discus and played basketball.

**Personal:** Son of Emilia and Bernard Anyanwu ... three siblings: Joyce, Victor and Favor ... last name pronounced an-YAN-woo ... undecided on major.

ANYANWU CAREER STATISTICS									
DEFENSIVE									
YEAR	G/GS	UT	AT	TT	TFL-YD	QBS-YD	FF/FR	PBU	INT-YD
2020	4/0	0	0	0	0-0	0-0	0/0	0	0-0
2022	9/0	5	2	7	1.5-2	0-0	0/0	0	0-0
<b>CAREER</b>	<b>13/0</b>	<b>5</b>	<b>2</b>	<b>7</b>	<b>1.5-2</b>	<b>0-0</b>	<b>0/0</b>	<b>0</b>	<b>0-0</b>

ANYANWU'S GAME-BY-GAME DEFENSIVE STATS						
DATE	OPPONENT	TT	UT	AT	TFL-YDS	QBS-YDS
9/3/22	UALBANY	0	0	0	0.0-0	0.0-0
9/10/22	at BYU	0	0	0	0.0-0	0.0-0
9/17/22	TEXAS STATE	2	1	3	1.0-1	0.0-0
9/24/22	at Iowa State	1	0	1	0.0-0	0.0-0
10/1/22	OKLAHOMA STATE	0	0	0	0.0-0	0.0-0
10/13/22	at West Virginia	2	1	3	0.5-1	0.0-0
10/22/22	KANSAS	0	0	0	0.0-0	0.0-0
10/29/22	at Texas Tech	0	0	0	0.0-0	0.0-0
11/5/22	at Oklahoma	0	0	0	0.0-0	0.0-0
11/12/22	KANSAS STATE	DID NOT PLAY				
11/19/22	TCU	DID NOT PLAY				
11/25/22	at Texas	DID NOT PLAY				
12/2/22	vs. Air Force	DID NOT PLAY				

DATE	OPPONENT	TT	UT	AT	TFL-YDS	QBS-YDS
9/26/20	KANSAS	0	0	0	0.0-0	0.0-0
10/3/20	at West Virginia	0	0	0	0.0-0	0.0-0
10/24/20	at Texas	DID NOT PLAY				
10/31/20	TCU	DID NOT PLAY				
11/7/20	at Iowa State	DID NOT PLAY				
11/14/20	at Texas Tech	DID NOT PLAY				
11/28/20	KANSAS STATE	DID NOT PLAY				
12/5/20	at Oklahoma	0	0	0	0.0-0	0.0-0
12/12/20	OKLAHOMA STATE	0	0	0	0.0-0	0.0-0

**HAYDEN ARNOLD**  
K • 5-9 • 175 • FR. • HS  
AUSTIN, TEXAS (VANDERGRIFT HS)

**High School:** Two-year starting kicker for Austin's Vandergrift High School ... Was 71 for 74 in PATs as a senior in 2022, connecting on all 12 of his field-goals attempts with 107 total points scored ... As a junior, made all 76 of his PATs and drilled six field goals, totaling 94 points ... Handled kickoff duties both seasons, totaling a 50.3 yard average as a senior on 96 kickoffs, and a 49.9 yard average on 71 kickoffs as a junior ... Booted 37 touchbacks in 2022 and 21 in 2021.



**34**  
**MJ ARTMORE**  
CB • 6-0 • 192 • FR. • HS  
MOUNTAINVIEW, CALIF. (SAINT FRANCIS HS)

**High School:** Prepped at Saint Francis High School in Mountainview, Calif. ... A two-star prospect according to 247Sports.com, earning a ranking as the No. 225 cornerback in California and the 433rd best prospect in the state ... Also played wide receiver.

# PLAYERS



# 80

## MONARAY BALDWIN

WR • 5-9 • 170 • SO. • 1L

KILLEEN, TEXAS (SHOEMAKER HS)

**2022 (Sophomore):** Named fourth-team All-Big 12 by Phil Steele and earned honorable mention all-league honors from the league coaches and Pro Football Network ... Earned Academic All-Big 12 Second-Team honors ... One of Baylor's go-to receivers throughout the year ... Played in 11 of 13 games and made five starts ... Led the team in catches (33) and yards (565) and ranked tied for the team lead in receiving TDs (four) ... Also rushed seven times for 71 yards and a score ... Returned nine kickoffs and one punt ... Had two 100+ yard receiving games ... Had four catches for 84 yards – including a 47-yard TD strike – and two rushes for 46 yards – including a 50-yard TD run – in the season-opening win over UAlbany ... Was named to the Earl Campbell Tyler Rose Award Honorable Mention list after the UAlbany outing ... Went down with an injury at No. 21 BYU and missed the Texas State game, returning for limited action (1 catch for three yards) at Iowa State ... Had a career-high seven catches for 174 yards and two TDs vs. No. 7 Oklahoma State ... Had a 20-yard rush and two catches for 42 yards at West Virginia ... Had a TD grab vs. Kansas over two catches for 29 yards ... Suffered an injury vs. Kansas and missed the following game at Texas Tech, returning in limited action at Oklahoma ... Had eight catches for 75 yards vs. No. 19 Kansas State ... Charted second-career 100-yard game with six catches for 123 yards – while rushing three times for 10 yards – vs. No. 4 TCU, also returning four kickoffs for 69 yards and one punt ... had three catches for 35 yards at No. 18 Texas ... Was limited in the Armed Forces Bowl, returning three kickoffs for 44 yards.

**2021 (Freshman):** Appeared in eight games ... Recorded career-first rushing attempt and returned a kick for 23 yards in collegiate debut at Texas State (9/4) ... Notched one carry for 22 yards and returned a kick 25 yards against Texas Southern (9/11) ... Carried the ball twice for 16 yards at Kansas (9/18) ... Did not play vs. Iowa State (9/25), at Oklahoma State (10/2), vs. West Virginia (10/9), vs. BYU (10/16) or Texas (10/30) ... Played but did not record a stat at TCU (11/6) or vs. Oklahoma (11/13) ... Got one carry for one yard against Kansas State (11/20) ... Played but did not record a stat vs. Texas Tech (11/27) ... Scored his career-first touchdown on a 48-yard run against Ole Miss in the Sugar Bowl (1/1).

**High School:** Prepped at Shoemaker High in Killeen, Texas for coach Toby Foreman ... Helped team to 8-3 record as a senior ... 42 receptions for 795 yards and 12 touchdowns ... Averaged 75.6 yards per game ... Also rushed 33 times for 399 yards and two scores ... Finished season with 1,306 all-purpose yards ... Returned one interception for touchdown ... Also returns kick and punts ... Two-time All-District selection ... No. 157 player in Texas according to 247 Sports ... Three-star prospect ... Rated a three-star recruit by ESPN ... Owns a 10.66 PR in the 100 meters on the track ... Also competed in long jump, triple jump, and relays.

**Personal:** Son of Avion and Amanda Sherman ... majoring in health, kinesiology and leisure studies.

### BALDWIN CAREER STATISTICS

#### RECEIVING

YEAR	G/GS	REC	YD	AVG	TD	LP/OPPONENT
2021	8/0	1	7	7.0	0	7/vs. TSU
2022	11/5	33	565	17.1	4	74/vs. TCU
<b>CAREER</b>	<b>19/5</b>	<b>34</b>	<b>572</b>	<b>16.8</b>	<b>4</b>	<b>74/vs. TCU</b>

#### RUSHING

YEAR	G/GS	ATT	YD	AVG	TD	LP/OPPONENT
2021	8/0	6	87	14.5	1	48/vs. OM
2022	11/5	7	71	10.1	1	50/vs. UAlbany
<b>CAREER</b>	<b>19/5</b>	<b>13</b>	<b>158</b>	<b>12.2</b>	<b>2</b>	<b>50/vs. UAlbany</b>

#### KICK RETURNS

YEAR	G/GS	NO	YD	AVG	TD	LP/OPPONENT
2021	8/0	2	48	24.0	0	25/vs. TSU
2022	11/5	9	147	16.3	0	24/vs. TCU
<b>CAREER</b>	<b>19/5</b>	<b>11</b>	<b>195</b>	<b>17.7</b>	<b>0</b>	<b>25/vs. TSU</b>

#### BALDWIN'S CAREER BESTS

##### RUSHING

Attempts: 3, vs. TCU (11/19/22)  
Yards: 48, vs. Ole Miss (1/1/22)  
Touchdowns: 1, 2x, last vs. UAlbany (9/3/22)  
Longest Rush: 50, vs. UAlbany (9/3/22)

##### RECEIVING

Receptions: 8, vs. Kansas State (11/12/22)  
Receiving Yards: 174, vs. Oklahoma State (10/1/22)  
Touchdowns: 2, vs. Oklahoma State (10/1/22)  
Longest Reception: 74, vs. TCU (11/19/22)

##### KICK RETURNS

Return Yards: 69, vs. TCU (11/19/22)  
Touchdowns: n/a  
Longest Return: 25 vs. Texas Southern (9/11/21)

#### BALDWIN'S GAME-BY-GAME RUSHING STATS

DATE	OPPONENT	ATT	YDS	AVG.	TD	TD YDS
9/3/22	UALBANY	2	46	23.0	1	50
9/10/22	at BYU	0	0	0.0	0	--
9/17/22	TEXAS STATE					DID NOT PLAY
9/24/22	at Iowa State	0	0	0.0	0	--
10/1/22	OKLAHOMA STATE	1	-5	-5.0	0	--
10/13/22	at West Virginia	1	20	20.0	0	--
10/22/22	KANSAS	0	0	0.0	0	--
10/29/22	at Texas Tech					DID NOT PLAY
11/5/22	at Oklahoma	0	0	0.0	0	--
11/12/22	KANSAS STATE	8	75	9.4	0	--
11/19/22	TCU	3	10	3.3	0	--
11/25/22	at Texas	0	0	0.0	0	--
12/2/22	vs. Air Force	0	0	0.0	0	--

#### BALDWIN'S GAME-BY-GAME RUSHING STATS

DATE	OPPONENT	ATT	YDS	AVG.	TD	TD YDS
9/4/21	at Texas State	1	0	0	--	--
9/11/21	TEXAS SOUTHERN	1	22	22.0	--	--
9/18/21	at Kansas	2	16	8.0	--	--
9/25/21	IOWA STATE					DID NOT PLAY
10/2/21	at Oklahoma State					DID NOT PLAY
10/9/21	WEST VIRGINIA					DID NOT PLAY
10/16/21	BYU					DID NOT PLAY
10/30/21	TEXAS					DID NOT PLAY
11/6/21	@TCU	--	--	--	--	--
11/13/21	OKLAHOMA	--	--	--	--	--
11/20/21	at Kansas State	1	1	1.0	--	--
11/27/21	TEXAS TECH	--	--	--	--	--
12/4/21	OKLAHOMA STATE					DID NOT PLAY
1/1/22	OLE MISS	1	48	48.0	1	48

#### BALDWIN'S GAME-BY-GAME RECEIVING STATS

DATE	OPPONENT	REC	YDS	AVG	TD	TD YDS
9/4/21	at Texas State	--	--	--	--	--
9/11/21	TEXAS SOUTHERN	1	7	7.0	--	--
9/18/21	at Kansas	--	--	--	--	--
9/25/21	IOWA STATE					DID NOT PLAY
10/2/21	at Oklahoma State					DID NOT PLAY
10/9/21	WEST VIRGINIA					DID NOT PLAY
10/16/21	BYU					DID NOT PLAY
10/30/21	TEXAS					DID NOT PLAY
11/6/21	@TCU	--	--	--	--	--
11/13/21	OKLAHOMA	--	--	--	--	--
11/20/21	at Kansas State	--	--	--	--	--
11/27/21	TEXAS TECH	--	--	--	--	--
12/4/21	OKLAHOMA STATE					DID NOT PLAY
1/1/22	OLE MISS	--	--	--	--	--

# PLAYERS

DATE	OPPONENT	REC	YDS	AVG	TD	TD YDS
9/3/22	UALBANY	4	84	24.0	1	47
9/10/22	at BYU	0	0	0.0	0	--
9/17/22	TEXAS STATE			DID NOT PLAY		
9/24/22	at Iowa State	1	3	3.0	0	--
10/1/22	OKLAHOMA STATE	7	174	24.9	2	49, 70
10/13/22	at West Virginia	2	42	21.0	0	--
10/22/22	KANSAS	2	29	14.5	1	17
10/29/22	at Texas Tech			DID NOT PLAY		
11/5/22	at Oklahoma	0	0	0.0	0	--
11/12/22	KANSAS STATE	0	0	0.0	0	--
11/19/22	TCU	6	123	20.5	0	--
11/25/22	at Texas	3	35	11.7	0	--
12/2/22	vs. Air Force	0	0	0.0	0	--

## BALDWIN'S GAME-BY-GAME RETURN STATS

DATE	OPPONENT	PR/YDS	TD	KR/YDS	TD
9/4/21	at Texas State	--	--	1/23	0
9/11/21	TEXAS SOUTHERN	--	--	1/25	0
9/18/21	at Kansas	--	--	--	--
9/25/21	IOWA STATE			DID NOT PLAY	
10/2/21	at Oklahoma State			DID NOT PLAY	
10/9/21	WEST VIRGINIA			DID NOT PLAY	
10/16/21	BYU			DID NOT PLAY	
10/30/21	TEXAS			DID NOT PLAY	
11/6/21	@TCU	--	--	--	--
11/13/21	OKLAHOMA	--	--	--	--
11/20/21	at Kansas State	--	--	--	--
11/27/21	TEXAS TECH	--	--	--	--
12/4/21	OKLAHOMA STATE			DID NOT PLAY	
1/1/21	OLE MISS	--	--	--	--

DATE	OPPONENT	PR/YDS	TD	KR/YDS	TD
9/3/22	UALBANY	--	--	--	--
9/10/22	at BYU	--	--	--	--
9/17/22	TEXAS STATE			DID NOT PLAY	
9/24/22	at Iowa State	--	--	--	--
10/1/22	OKLAHOMA STATE	--	--	--	--
10/13/22	at West Virginia	--	--	--	--
10/22	KANSAS	--	--	--	--
10/29/22	at Texas Tech			DID NOT PLAY	
11/5/22	at Oklahoma	--	--	--	--
11/12/22	KANSAS STATE	--	--	--	--
11/19/22	TCU	1/2	0	4/69	0
11/25/22	at Texas	--	--	3/24	0
12/2/22	vs. Air Force	--	--	3/44	0



**53**  
**CAMPBELL BARRINGTON**  
OL • 6-6 • 297 • JR. • TR  
SPOKANE, WASH. (UNIVERSITY HS / BYU)

**Previous School:** Played in nine games off the bench in 2022 for BYU ... Was a Freshman All-America selection in 2021 for the Cougars, starting six of his eight games played ... Tabbed Freshman All-America by the Maxwell Football Club, second-team Freshman All-America by The Athletic and was named to the FOX College Football All-Freshman Team by RJ Young ... Named second-team offense in Pro Football Network's All-Independent listing ... Member of BYU's offensive line that was named to the Joe Moore Award Midseason Watch List, given annually to the nation's best offensive line ... Was a candidate for the Shaun Alexander Freshman of the Year Award ... Helped pave the way for a BYU offense that scored 33 points per game and averaged 452 yards of total offense ... Offensive line allowed just 15 sacks on the year.

**High School:** Was a consensus three-star recruit at University High School in Spokane, Wash. ... Rated as the 11th best player in the state of Washington by ESPN ... Earned Greater Spokane League 4A All-League honors in 2017.



**56**  
**CLARK BARRINGTON**  
OL • 6-6 • 308 • 5SR. • TR  
SPOKANE, WASH. (UNIVERSITY HS / BYU)


**Previous School:** All-American offensive lineman started 40 games and played in 46 for BYU from 2019-22 ... Started 37 consecutive games for the Cougars ... Started all 13 games at left guard in 2022 and was named second-team all-independent by Phil Steele ... Was named to the All-Bowl Team by Pro Football Focus at left guard ... Entered the year as a preseason All-America selection ... Was on the 2022 Outland Trophy, Rotary Lombardi Award, and Senior Bowl Watch Lists in the preseason ... Helped lead an offensive line that ranked No. 10 in the nation in fewest sacks allowed and No. 15 in fewest tackles for a loss ... Earned All-America honors in 2021, tabbed second team by Action Network and third-team by Pro Football Focus and Pro Football Network ... Named first-team all-independent by Phil Steele and Pro Football Network ... Helped lead the BYU offensive line in 2021 to the Joe Moore Midseason Watch List and the Cougars offensive line was named the PFN Offensive Line of the Year ... Earned the starting left guard role in 2020 and was named second-team all-independent ... Allowed only two pressures in 293 pass-blocking, regular-season snaps for an offensive line that ranked No. 8 in the NCAA for fewest sacks ... Played in 10 games with four starts in 2019, helping BYU's offense rank No. 28 in total offense and No. 26 in passing offense.

**High School:** Team captain at University High School in Spokane, Wash. ... Was named all-league first team and all-state, in addition to academic honor roll honors ... Had a 3.96 GPA ... Was coached by Rob Bartlett and Bill Diedrick ... Played basketball.

## BARRINGTON CAREER STATISTICS

### OFFENSIVE at BYU

YEAR	G/GS
2019	10/4
2020	10/10
2021	13/13
2022	13/13
<b>CAREER</b>	<b>46/40</b>



**90**  
**BRENDAN BETT**  
DL • 6-4 • 298 • FR. • HS  
KILLEEN, TEXAS (C.E. ELLISON HS)

**High School:** Consensus three-star prospect ... Tabbed the No. 27 defensive tackle in the nation and No. 75 player in Texas, according to Rivals ... Rated the No. 97 player on the defensive line in the nation and the No. 156 player overall in the state of Texas, according to 247Sports ... Compiled 148 career tackles at EHS, including 112 solo and 42 for loss ... Racked up seven career sacks, including career-high four as a senior in 2022 ... Returned his only career interception for 51-yard touchdown ... Has forced one career fumble and recovered two ... Earned District 4-5A Co-Defensive MVP honors after collecting 63 tackles with four sacks as a senior in 2022 ... Named to the District 12-6A First Team as a junior in 2021 ... Also competed in track & field ... Chose Baylor over offers from Colorado, Houston, SMU and Texas Tech, among others.

## BARRINGTON CAREER STATISTICS

### OFFENSIVE at BYU

YEAR	G/GS
2021	8/6
2022	9/0
<b>CAREER</b>	<b>17/6</b>

## PLAYERS



28

**DEVYN BOBBY**S • 5-10 • 187 • SO. • 1L  
DESOTO, TEXAS (DESOTO HS)

**2022 (Freshman):** Played in all 13 games during his collegiate debut season ... Had 13 tackles on the year, seeing significant action on special teams and as a reserve safety ... Had two tackles in his collegiate debut in the season opener vs. UAlbany ... Went for two tackles vs. Texas State, adding one vs. No. 7 Oklahoma State and two at West Virginia ... Set career high with three tackles vs. Kansas, adding two at Texas Tech ... Had a tackle in the Armed Forces Bowl vs. Air Force.

**High School:** Prepped at DeSoto High School for head coach Claude Mathis ... Helped his team to an 11-3 record and a berth in the regional finals as a junior in 2020 ... Tallied 77 tackles with four interceptions as a junior ... Added four tackles for loss and two fumble recoveries ... Named to the 11-6A All-District First Team as a junior ... Named to the 7-6A All-District First Team as a sophomore in 2019 ... A four-star prospect, according to ESPN ... Ranked the No. 59 player in the state of Texas and the No. 29 safety nationally by ESPN ... Rated a three-star prospect by 247Sports and Rivals ... The No. 129 player in Texas according to 247Sports ... Dave Campbell's Texas Football ranked him the No. 89 prospect in Texas and No. 10 safety in the state ... Chose Baylor over Kansas State, Louisiana and UTSA, among others.

**Personal:** Son of Alvester and Yolanda Bobby.

**BOBBY CAREER STATISTICS****DEFENSIVE**

YEAR	G/GS	UT	AT	TT	TFL-YD	QBS-YD	FF/FR	PBU	INT-YD
2022	13/0	10	3	13	0.0-0	0.0-0	0/0	0	0-0

**BOBBY'S GAME-BY-GAME DEFENSIVE STATS**

DATE	OPPONENT	TT	UT	AT	TFL-YDS	QBS-YDS
9/3/22	UALBANY	2	2	0	0.0-0	0.0-0
9/10/22	at BYU	0	0	0	0.0-0	0.0-0
9/17/22	TEXAS STATE	2	1	1	0.0-0	0.0-0
9/24/22	at Iowa State	0	0	0	0.0-0	0.0-0
10/1/22	OKLAHOMA STATE	1	0	1	0.0-0	0.0-0
10/13/22	at West Virginia	2	1	1	0.0-0	0.0-0
10/22/22	KANSAS	3	2	1	0.0-0	0.0-0
10/29/22	at Texas Tech	2	2	0	0.0-0	0.0-0
11/5/22	at Oklahoma	0	0	0	0.0-0	0.0-0
11/12/22	KANSAS STATE	0	0	0	0.0-0	0.0-0
11/19/22	TCU	0	0	0	0.0-0	0.0-0
11/25/22	at Texas	0	0	0	0.0-0	0.0-0
12/22/22	vs. Air Force	1	1	0	0.0-0	0.0-0



96

**BRYCE BOLAND**WR • 5-11 • 172 • RJR. • 1L  
WACO, TEXAS (MIDWAY HS)

**2022 (RS Sophomore):** Played in the season opener vs. UAlbany.

**2021 (RS Freshman):** Did not appear in any games.

**2020 (Freshman):** Redshirted.

**High School:** A two-year letterwinner in football at Midway HS for head coach Jeff Hulme ... Helped team advance to the fourth round of playoffs 6A D1 and an 11-2 record in 2018, and in 2019 a 10-4 record as they advanced to the third round of the playoffs 6A-D2 ... 2019 Second-Team All-District kicker and punter, First-Team All-Super Centex punter ... In 2018 was named Second-Team All-District as a kicker ... Was 125/125 in extra points in high school, 8/11 on field goals and boasted a 41-yard punt average ... Also competed in tennis for four seasons, soccer for three seasons and basketball for one season ... Earned multiple accolades in tennis, including First-Team All-State, All-Region, All-District, All-District Champion, also racked up the honors in soccer, including All-State, All-Region, Newcomer of the Year Super CenTex, First-Team All-State and District Offensive MVP in 2018.

**Personal:** Parents are Brian and Becky Boland ... father, Brian, is former head men's tennis coach at Baylor ... has two sisters, Briana and Brooke and one brother, Brendan ... pre-business major.



24

**CAMERON BONNER**WR • 5-11 • 187 • RSO. • 1L  
HOUSTON, TEXAS (ST. THOMAS HS)

**2022 (RS Freshman):** Played in four games as a redshirt freshman receiver, logging time in the receiving rotation and on special teams ... Had his first career catch, a 13-yard grab vs. No. 4 TCU ... Also played vs. UAlbany, at Texas Tech and at No. 23 Texas.

**2021 (Freshman):** Redshirted ... Did not appear in any games.

**High School:** Played at St. Thomas High School for coach Rich McGuire ... Helped team to 7-3 record as a senior ... Totaled 35 receptions for 754 yards and eight touchdowns ... First-Team All-District selection ... Finished high school career with more than 2,000 receiving yards ... Posted 1,255 yards and 12 touchdowns in 2019 ... 247 Sports rated as a three-star prospect ... No. 76 in Texas ... Rivals' No. 97 player in the state ... Three-star ranking ... ESPN rated as a three-star prospect and the No. 83 player in Texas ... Dave Campbell's Texas Football ranked as No. 90 in Texas and No. 7 athlete in state ... Member of DCTF Hot 100 ... Also played basketball ... picked Baylor over Arizona and Illinois.

**Personal:** Son of Na'kea Artis- Bonner ... pre-business major.



98

**JERRELL BOYKINS JR.**DL • 6-3 • 317 • RSO. • TR  
GONZALES, LA. (EAST ASCENSION HS / LA TECH/ HUTCHINSON CC)

**Previous School:** Played the 2022 season at Hutchinson [Kan.] College after redshirting in 2021 at Louisiana Tech ... Ranked as the 32nd best junior college prospect in the nation by 247Sports and as the sixth-best JUCO defensive lineman ... Led Hutchinson College to the NJCAA National Championship Game in 2022, setting a program record with an 11-1 record ... Had 18 tackles on the year with 1.5 for a loss and one fumble recovery in 10 games ... Chose Baylor over Washington State, Colorado, Louisiana-Lafayette and Western Kentucky.

**High School:** Earned three letters at East Ascension High School in Gonzales, La. ... Named Louisiana Football Coaches Association first-team All-State, also earning first-team all-metro and was a two-time all-district honoree ... Also earned three letters in track & field, winning the state championship in 2021 in discuss and was the runner-up in shot put ... Coached by Darnell Lee.



36

**TYRONE BROWN**LB • 5-11 • 229 • RSO. • 1L  
ORANGE, TEXAS (WEST ORANGE-STARK HS)

**2022 (RS Freshman):** Named First-Team Academic All-Big 12 ... Stood out on special teams and as a reserve inside linebacker during redshirt freshman season ... Played in 12 of 13 games, making one start ... Finished with 18 tackles, including half a stop for a loss, and one pass break-up ... Had a tackle in nine of his 12 games played ... Notched two tackles and his first career pass break-up in the season opener vs. UAlbany ... Had a career-high four tackles at No. 21 BYU ... Made first-career start vs. Texas State, going for three tackles ... Had a tackle at Iowa State, No. 7 Oklahoma State and at West Virginia, which included a half a stop for a loss ... Added a tackle in a win at Texas Tech, with two stops in a win at Oklahoma and three tackles at No. 23 Texas.

**2021 (Freshman):** Redshirted ... Appeared in one game ... Made his collegiate debut



# PLAYERS

against Texas Southern (9/11) and did not record any stats.

**High School:** Starred at West Orange-Stark High School for coach Cornel Thompson ... Helped team to 8-1 mark as a senior ... Finished season with 122 tackles, 11.0 TFL and 5.0 sacks ... Also forced five fumbles and recovered three fumbles ... Recorded two fumble return touchdowns and had two pass breakups ... Led team to 10-2 mark in 2019 ... Totaled 149 tackles as junior ... 2020 District 11-4A Division II Defensive MVP ... ESPN's No. 25 inside linebacker nationally ... Rated three stars by 247 Sports ... Earned three-star ranking from Rivals ... Dave Campbell's Texas Football rated him a three-star prospect.

**Personal:** Son of Tyrone and Tiffany Brown ... health, kinesiology and leisure studies major ... early enrollee.

## BROWN CAREER STATISTICS

### DEFENSIVE

YEAR	G/GS	UT	AT	TT	TFL-YD	QBS-YD	FF/FR	PBU	INT-YD
2021	1/0	0	0	0	0.0-0	0.0-0	0/0	0	0-0
2022	12/1	8	10	18	0.5-0	0.0-0	0/0	1	0-0
<b>CAREER</b>	<b>12/1</b>	<b>8</b>	<b>10</b>	<b>18</b>	<b>0.5-0</b>	<b>0.0-0</b>	<b>0/0</b>	<b>1</b>	<b>0-0</b>

## BROWN'S GAME-BY-GAME DEFENSIVE STATS

DATE	OPPONENT	UT	AT	TT	TFL-YDS	INT-YDS
9/3/22	UALBANY	2	0	2	0.0-0	0-0
9/10/22	at BYU	2	2	4	0.0-0	0-0
9/17/22	TEXAS STATE	1	2	3	0.0-0	0-0
9/24/22	at Iowa State	1	0	1	0.0-0	0-0
10/1/22	OKLAHOMA STATE	1	0	1	0.0-0	0-0
10/13/22	at West Virginia	0	1	1	0.5-0	0-0
10/22/22	KANSAS	0	0	0	0.0-0	0-0
10/29/22	at Texas Tech	0	1	1	0.0-0	0-0
11/5/22	at Oklahoma	0	2	2	0.0-0	0-0
11/12/22	KANSAS STATE	0	0	0	0.0-0	0-0
11/19/22	TCU	0	0	0	0.0-0	0-0
11/25/22	at Texas	1	2	3	0.0-0	0-0
12/2/22	vs. Air Force	DID NOT PLAY				

## BROWN'S CAREER BESTS

Tackles: 4, at BYU (9/10/22)

Solo Tackles: 2, 2x, last at BYU (9/10/22)

Tackles for Loss: 0.5, at West Virginia (10/13/22)

Pass Breakups: 1, vs. UAlbany (9/3/22)



# 26

## JONAH BURTON

**WR • 5-11 • 195 • RSO. • 1L**  
**SIMI VALLEY, CALIFORNIA (HS)**

**2022 (RS Freshman):** Played in one game off the bench, seeing time in the receiving rotation at No. 23 Texas in the regular-season finale.

**2021 (Freshman):** Redshirted ... Did not appear in any games.

**High School:** Played for coach Jim Benkert at Simi Valley (Calif.) High School ... Led team to a 4-1 record and Coastal Canyon League championship in 2020 ... Totaled 16 catches for 337 yards and four touchdowns ... 2021 National Bowl All-American MVP ... First-Team All-Ventura County and All-League ... Team captain ... Helped team to 11-4 record and appearance in CIF Southern Section Championship game in 2019 ... Finished season with 38 catches for 427 yards and 3 TD ... Blocked two punts and recovered two fumbles ... Also ran track ... National Honor Society member

**Personal:** Son of John and Corinna Burton ... has four siblings: John, Jehdah, Jasmine and James ... pre-business major.



# 22


## REGGIE BUSH

**CB • 6-0 • 189 • RFR. • RS**  
**FRISCO, TEXAS (INDEPENDENCE HS)**

**2022 (Freshman):** Redshirted the season ... Played in two games off the bench, seeing time vs. UAlbany and Texas State.

**High School:** Prepped at Frisco Independence High School under head coach Kyle Story ... Played multiple positions, including running back, safety and kicker ... Carried the ball 89 times for 751 rushing yards as a senior in 2021 ... Added 23 receptions for 395 yards and three touchdowns ... Named District 5-5A Utility Player of the Year in 2021 ... Rushed 28 times for 279 yards and four touchdowns as a junior in 2020 ... Named 5-5A Special Teams Player of the Year in 2019 ... Named Second-Team All-State as a kicker in 2019 ... Ranked a three-star prospect and the No. 115 player in Texas by 247Sports ... Also rated a three-star recruit by ESPN and Rivals ... The No. 127 recruit in the state of Texas and No. 68 running back nationally according to ESPN ... Also ran 100m dash in track as a junior ... Ran a 23.54 200m and high jumped to a best of 6'2" ... Also competed for the varsity soccer team ... Chose Baylor over Air Force, Navy, Yale and Tulane, among others.

**Personal:** Son of Reginald Bush Sr. and Monica Bush ... A member of the National Honor Society.



# 58

## GAVIN BYERS

**OL • 6-5 • 312 • SR. • 3L**  
**GRAPEVINE, TEXAS (COLLEYVILLE HERITAGE HS)**

**2022 (Junior):** Named Second-Team Academic All-Big 12 ... Played in all 13 games, starting the first seven games of the year and the Armed Forces Bowl ... All starts came at right tackle ... Graded out as the fourth-best tackle in the Big 12 according to Pro Football Focus, behind only teammate Connor Galvin, TCU's Brandon Coleman and Oklahoma's Wanya Morris ... Ranked as the 70th best tackle in the country by PFF ... Had a 75 percent overall grade according to PFF, including a 69.1 in pass blocking and a 75.3 in run blocking ... Run-blocking score was the third-best in the Big 12 ... Helped pave the way for a rushing attack that totaled 2,371 yards on the year, a per game average of 182.4.

**2021 (Sophomore):** Academic All-Big 12 First Team ... Played in 13 games with eight starts ... Made career-first start in season-opener at Texas State (9/4) ... Missed the TCU game (11/6) ... Appeared in the final five games of the season as a substitute offensive lineman.

**2020 (Freshman):** Played in all nine games on the season, primarily on special teams.

**High School:** Prepped at Colleyville Heritage High School for coach Joe Willis ... Helped team to a 9-5 record as a senior ... Anchored offensive line and a rushing attack that totaled 2,558 yards and averaged 6.2 yards per carry ... Graded at 91 percent with 150 knockdowns ... Three-time All-District honoree ... First-Team All-District selection as a junior and helped Colleyville Heritage reach the state playoffs ... No. 142 player in Texas according to ESPN ... 247 Sports' No. 135 in Texas ... No. 69 offensive guard in the country ... Dallas Morning-News ranked as No. 77 prospect in DFW ... DCTF Top 2020 Offensive line pick ... Class 5A regional qualifier in the shot put and discus ... also a standout basketball player ... picked Baylor over Arkansas and Texas Tech.

**Personal:** Son of Rodrick and Rhonda Byers ... has one sister, Olivia, and one brother, Landon ... pre-business major.

## BYERS CAREER STATISTICS

### OFFENSIVE

YEAR	G/GS
2020	9/0
2021	13/8
2022	13/7
<b>CAREER</b>	<b>35/15</b>

# PLAYERS



**34**

**JOSH CAMERON**

WR • 6-1 • 217 • RSO. • 1L  
CEDAR PARK, TEXAS (CEDAR PARK HS)

**2022 (RS Freshman):** Had a breakout season, playing in all 13 games with four starts ... Ranked fourth on the team in catches (28) and second in yards (386) ... Had 23 catches for 315 yards in Big 12 play ... Over the last five games of the year, had 21 catches for 327 yards, averaging 4.2 catches and 65.4 yards per game ... Had first-career catch at No. 21 BYU ... Nabbed singles catches vs. Texas State, Iowa State, No. 7 Oklahoma State and at Texas Tech ... Had two grabs vs. Kansas ... Went for five catches for 72 yards at Oklahoma ... Had six catches for 83 yards vs. No. 19 Kansas State ... Had a career-long 42-yard catch, part of a three-catch, 68-yard effort, vs. No. 4 TCU ... Hauled in four balls for 48 yards at No. 23 Texas ... Caught three passes for 56 yards, and had a rushing attempt for the first time in his career, in the Armed Forces Bowl vs. Air Force.

**2021 (Freshman):** Redshirted ... Played in the final three games against Texas Tech (11/27), Oklahoma State (12/4) and Ole Miss (1/1) ... Did not record any stats.

**High School:** Played at Cedar Park High School for coach Carl Abseck ... Led team to 14-1 record and trip to state championship game in 2020 ... Totaled 90 receptions for 1,226 yards and 14 touchdowns ... Team captain ... First-Team All-District ... Austin American-Statesman All-Area pick ... CPHS Team Offensive MVP ... Helped team to 11-2 record and round three of playoffs as a junior in 2019 ... 80 receptions for 1,127 yards and 14 touchdowns ... First-Team All-District ... CPHS Offensive MVP ... also played basketball.

**Personal:** Son of Gaius and Andrea Cameron ... has one brother Justin ... brother is Baylor graduate ... pre-business major.



**25**

**JACOBY CLARKE**

RB • 5-11 • 225 • RSR. • 2L  
THE WOODLANDS, TEXAS (THE WOODLANDS HS)

**2022 (RS Junior):** Did not see game action.

**2021 (RS Sophomore):** Played in 13 of BU's 14 games ... Carried the ball twice for nine yards ... First-Team Academic All-Big 12 ... Both carries came against Texas Southern (9/11).

**2020 (RS Freshman):** Played in eight games this year, primarily on special teams ... Had one tackle ... Had two receptions on the season ... First-Team Academic All-Big 12 ... Saw time at running back at Oklahoma (12/5), hauled in two receptions for two yards.

**2019 (Freshman):** Redshirted ... Appeared in one game on the year ... Made his first Baylor appearance vs. SFA (8/31), had 2 carries for 7 yards.

**High School:** Played for coach Jim Rapp at The Woodlands (Texas) High School ... Team captain in 2018 ... Helped team to 10-3 record and area championship ... 21 carries for 93 yards and one touchdown ... All-District selection ... Academic All-State honoree ... Team was state runner up during sophomore season in 2016

**Personal:** Son of Mark and Keisha Clarke ... pre-business major.

## CLARKE CAREER STATISTICS

### OFFENSIVE

#### RUSHING

YEAR	G/GS	ATT	YD	AVG	TD	LP/OPPONENT
2019						REDSHIRT
2020	8/0	0	0	0.0	0	-
2021	13/0	2	9	4.5	0	5/TEXAS SOUTHERN
2022						DID NOT PLAY
<b>CAREER</b>	<b>8/0</b>	<b>0</b>	<b>0</b>	<b>0.0</b>	<b>0</b>	<b>-</b>

### RECEIVING

YEAR	G/GS	REC	YD	AVG	TD	LP/OPPONENT
2019						REDSHIRT
2020	8/0	2	2	1.0	0	5/at OU
2021	13/0	--	--	--	--	--
2022						DID NOT PLAY
<b>CAREER</b>	<b>8/0</b>	<b>0</b>	<b>0</b>	<b>0.0</b>	<b>0</b>	<b>5/at OU</b>

## CAMERON CAREER STATISTICS

### RECEIVING

YEAR	G/GS	REC	YD	AVG	TD	LP/OPPONENT
2021	3/0	0	0	0.0	0	N/A
2022	13/4	28	386	13.8	0	42/vs. TCU
<b>CAREER</b>	<b>16/4</b>	<b>28</b>	<b>386</b>	<b>13.8</b>	<b>0</b>	<b>42/vs. TCU</b>

### CAMERON'S CAREER BESTS

Receptions: 6, vs. Kansas State (11/12/22)

Receiving Yards: 83, vs. Kansas State (11/12/22)

Touchdowns: N/A

Longest Reception: 42, vs. TCU (11/19/22)

## CAMERON'S GAME-BY-GAME RECEIVING STATS

DATE	OPPONENT	REC	YDS	AVG	TD	TD YDS
9/3/22	UALBANY	0	0	0.0	0	--
9/10/22	at BYU	1	1	1.0	0	--
9/17/22	TEXAS STATE	1	14	14.0	0	--
9/24/22	at Iowa State	1	10	10.0	0	--
10/1/22	OKLAHOMA STATE	1	19	19.0	0	--
10/13/22	at West Virginia	0	0	0.0	0	--
10/22/22	KANSAS	2	10	5.0	0	--
10/29/22	at Texas Tech	1	5	5.0	0	--
11/5/22	at Oklahoma	5	72	14.4	0	--
11/12/22	KANSAS STATE	6	83	13.8	0	--
11/19/22	TCU	3	68	22.7	0	--
11/25/22	at Texas	4	48	12.0	0	--
12/22/22	vs. Air Force	3	56	18.6	0	--



# PLAYERS



**33**

**DJ COLEMAN**

**S • 60 • 192 • RR. • HS  
MESQUITE, TEXAS (HORN HS)**

**High School:** Recorded 72 total tackles senior year at Horn High School, with 10.5 TFLs and 2.5 sacks ... Caused one fumble in the 2022 season, recovered two, blocked four punts and one field goal ... Tallied 62 tackles in both junior and sophomore seasons ... Played running back shortly his junior year, rushing for 61 yards ... Recorded one interception his sophomore year ... Helped the Jaguars to the first round of the state playoff championships ... Named first team All-District defense senior season ... Ranked 19th by DCTF in the safety position.



**89**

**DRAKE DABNEY**

**TE • 6-5 • 248 • SR. • 3L  
CYPRESS, TEXAS (CYPRESS RANCH HS)**

**2022 (Junior):** Named Second-Team Academic All-Big 12 ... Played in eight games with five starts at TE ... Totaled 16 catches for 173 yards ... Opened the year with a catch for 29 yards vs. UAlbany ... Had three grabs for 16 yards at No. 21 BYU ... Had a catch vs. Texas State, No. 7 Oklahoma State and Kansas ... Had two grabs for 23 yards at Iowa State ... Had a career-high five catches for 66 yards at West Virginia ... Had two catches for 12 yards at Texas Tech before suffering a season-ending injury.

**2021 (Sophomore):** Played in all 14 games in 2021, with eight starts ... Recorded 10 catches and two touchdowns on the year ... Academic All-Big 12 First Team ... Caught one pass for 14 yards in the season opener against Texas State (09/04) ... Started but did not record a stat against Texas Southern (9/11) ... Recorded one catch for five yards at Kansas (9/18) ... Played against Iowa State (9/25), did not record a stat ... Tallied one catch for four yards at Oklahoma State (10/02) ... Played but did not record a stat vs. WVU (10/09) ... Started against BYU but did not record a stat (10/16) ... Played against Texas (10/30), did not record a stat ... Started against TCU (11/06), caught one pass for 21 yards and a touchdown ... Played against Oklahoma (11/13), did not record a stat ... Started at Kansas State (11/20), caught two passes for 22 yards and a touchdown ... Started the regular-season finale against Texas Tech (11/27), hauled in a pair of passes for 12 yards ... caught one pass for five yards in the Big 12 Championship game against Oklahoma State (12/4) ... Started in the Sugar Bowl against Ole Miss (01/01), caught one pass for eight yards.

**2020 (Freshman):** Played in six games in 2020, including two starts ... Totaled six receptions for 57 yards and a touchdown on the year ... Saw his first action against Kansas (9/26), did not record a stat ... Played at Texas (10/24), did not have a stat ... Saw time against TCU (10/31), but did not record any stats ... Had his first career receptions (3), yards (32) and touchdown at Iowa State (11/7) ... Came up with three receptions for 25 yards in the loss at Texas Tech (11/14) ... Played but did not record a stat vs. K-State (11/28) ... Did not play the final two games due to injury.

**High School:** Played at Cy Ranch (Texas) High School for coach Sean McAuliffe ... Helped team to 8-4 record in 2019 ... 35 receptions for 476 yards and seven touchdowns ... Two-time All-District honoree ... Caught one touchdown as a junior ... No. 83 player in Texas according to 247 ... Nation's No. 25 tight end ... ESPN's No. 102 player in Texas ... No. 14 tight end prospect ... Ranked No. 71 in Texas by Rivals and its No. 26 tight end ... Houston Chronicle's No. 28 prospect in state ... VYPE Hot 100's No. 41 player ... No. 32 on VYPE Super 70 list ... Touchdown Club honoree ... Also played baseball ... Chose Baylor over Arizona, Arizona State and TCU.

**Personal:** Son of Dennis and Somona Dabney ... has one sister, Camry ... pre-business major.

## DABNEY CAREER STATISTICS

### RECEIVING

YEAR	G/GS	REC	YD	AVG	TD	LP/OPPONENT
2020	6/2	6	57	9.5	1	14/at ISU, at TTU
2021	14/8	10	91	9.1	2	21/at TCU
2022	8/5	16	173	10.8	0	29/vs. UAlbany
<b>CAREER</b>	<b>28/15</b>	<b>32</b>	<b>321</b>	<b>10.0</b>	<b>3</b>	<b>29/vs. UAlbany</b>

### DABNEY'S CAREER BESTS

Receptions: 5, at West Virginia (10/13/22)  
Receiving Yards: 66, at West Virginia (10/13/22)  
Touchdowns: 1, 3x last at K-State (11/20/21)  
Longest Reception: 29, vs. UAlbany (9/3/22)

## DABNEY'S GAME-BY-GAME RECEIVING STATS

DATE	OPPONENT	REC	YDS	AVG	TD	TD YDS	
9/26/20	KANSAS	0	0	0.0	0	--	
10/3/20	at West Virginia	DID NOT PLAY					
10/24/20	at Texas	0	0	0.0	0	--	
10/31/20	TCU	0	0	0.0	0	--	
11/7/20	at Iowa State	3	32	10.7	1	9	
11/14/20	at Texas Tech	3	25	8.3	0	--	
11/28/20	KANSAS STATE	0	0	0.0	0	--	
12/5/20	at Oklahoma	DID NOT PLAY					
12/12/20	OKLAHOMA STATE	DID NOT PLAY					

DATE	OPPONENT	REC	YDS	AVG	TD	TD YDS
9/4/21	at Texas State	1	14	14.0	0	0
9/11/21	TEXAS SOUTHERN	0	0	0.0	0	0
9/18/21	at Kansas	1	5	5.0	0	0
9/25/21	IOWA STATE	0	0	0.0	0	0
10/2/21	at Oklahoma State	1	4	4.0	0	0
10/9/21	WEST VIRGINIA	0	0	0.0	0	0
10/16/21	BYU	0	0	0.0	0	0
10/30/21	TEXAS	0	0	0.0	0	0
11/6/21	at TCU	1	21	21.0	1	21
11/13/21	OKLAHOMA	0	0	0.0	0	0
11/20/21	at Kansas State	2	22	11.0	1	2
22/27/21	TEXAS TECH	2	16	8.0	0	0
12/4/20	OKLAHOMA STATE	1	5	5.0	0	0
1/1/22	OLE MISS	1	8	8.0	0	0

DATE	OPPONENT	REC	YDS	AVG	TD	TD YDS	
9/3/22	UALBANY	1	29	29.0	0	--	
9/10/22	at BYU	3	16	5.3	0	--	
9/17/22	TEXAS STATE	1	6	6.0	0	--	
9/24/22	at Iowa State	2	23	11.5	0	--	
10/1/22	OKLAHOMA STATE	1	7	7.0	0	--	
10/13/22	at West Virginia	5	66	13.2	0	--	
10/22/22	KANSAS	1	14	14.0	0	--	
10/29/22	at Texas Tech	2	12	6.0	0	--	
11/5/22	at Oklahoma	DID NOT PLAY					
11/12/22	KANSAS STATE	DID NOT PLAY					
11/19/22	TCU	DID NOT PLAY					
11/25/22	at Texas	DID NOT PLAY					
12/22/22	vs. Air Force	DID NOT PLAY					

## PLAYERS



81

**JONATHAN DAVIDSON**WR • 6-1 • 204 • RJR. • 1L  
FULSHEAR, TEXAS (FULSHEAR HS)

**2022 (RS Sophomore):** Named First-Team Academic All-Big 12 ... Played in three games off the bench ... Saw action vs. UAlbany, No. 4 TCU and No. 23 Texas.

**2021 (RS Freshman):** Made collegiate debut against Texas Southern (9/11) ... Did not record any stats.

**2020 (Freshman):** Redshirted.

**High School:** Two-year letterwinner at Fulshear HS for head coach Oschlor Flemming ... Earned Second-Team All-District and All-Region honors in 2018 ... In two seasons, accumulated over 900 yards receiving, seven touchdowns and 75 receptions ... Saw his senior year cut short due to injury ... Also competed in track & field, advanced to regionals in the 4x200 relay in 2018, 2019 track season cut short due to Covid-19, but was top three in region in the 4x200 and 4x400 relays, was team captain ... Also competed in basketball.

**Personal:** Parents are Nyamaman Levi Davidson and Anume Davidson ... has three brothers, Benjamin, Joshua and Joel and two sisters, Abiola and Meni ... undecided on major.



54

**TIMOTHY DAWN**OL • 6-2 • 301 • RFR. • RS  
CAMDEN, ARKANSAS (FAIRVIEW HS)

**2022 (Freshman):** Made collegiate debut at center in a season-opening win over UAlbany.

**High School:** Prepped at Camden Fairview High School in Arkansas under head coach Jacob Monden ... Helped Camden Fairview to a 10-2 record and a berth in the second round of the state playoffs as a senior in 2021 ... Paved the way for a Cardinal offense that averaged over 40 points per game in 2021 ... Ranked as a three-star prospect by the three major recruiting sites ... Rated as the No. 12 prospect in the state of Arkansas by 247Sports ... Chose Baylor over Arizona State, Missouri, Kansas and North Texas, among others.

**Personal:** Son of Mary Dawn.



13

**ISAIAH DUNSON**CB • 6-1 • 184 • RJR. • TR  
TUCKER, GA. (TUCKER HS / MIAMI [FLA.]

**Previous School:** Played three seasons at Miami [Fla.] seeing action in 25 games ... Played in six games in 2022 for the Hurricanes ... Notched three tackles over the course of the 2022 season, including two in a win at Georgia Tech and one vs. Middle Tennessee ... As a second-year freshman in 2021, played in 10 games, excelling on special teams ... Totaled five tackles in 2021 ... Went for four tackles in a road win at N.C. State ... Played in nine games in 2022, totaling six tackles during his COVID-19 season ... Made his collegiate debut at Louisville, notching one tackle ... Had a pair of stops vs. Florida State ... Notched a pass break-up vs. North Carolina ... Saw time in the 2020 Cheez-It Bowl vs. Oklahoma State.

**High School:** Consensus four-star prospect by 247Sports, ESPN and Rivals ... Rated No. 21 cornerback nationwide in 247Sports Composite Rankings ... Earned No. 26 cornerback ranking and No. 333 overall player ranking nationwide from 247Sports ... Ranked No. 31 cornerback by ESPN and No. 32 cornerback by Rivals ... Scored 10 touchdowns on offense and recorded three interceptions during final season at Tucker ... Named to all-county team by Atlanta Journal-Constitution for DeKalb County in final season.



79

**ALVIN EBOSELE**OL • 6-6 • 300 • RFR • RS  
COPPELL, TEXAS (COPPELL HS)

**2022 (Freshman):** Redshirted season ... Did not see game action.

**High School:** Played at Coppell High School for head coach Mike Dewitt ... Named to the 2021 6-6A First Team as an offensive tackle ... A 2020 unanimous UIL 6-6A All-District First Team selection ... A three-star recruit according to 247Sports ... The ninth-ranked offensive lineman and No. 63 overall prospect in the Dallas Morning News' SportsDayHS Area Top 100 ... Ranked as the No. 54 offensive tackle according to 247Sports ... A three-star prospect by Rivals ... Rated as a three-star recruit by Dave Campbell's Texas Football and the fourth best tackle in Texas for the class of 2022 ... Threw the shot put in high school, setting a personal record of 45 feet in the spring of 2021 ... Chose Baylor over Ole Miss, TCU, Texas Tech, Oklahoma State, Kansas and Houston, among others.

**Personal:** Son of Joyce Ochei.



75

**ELIJAH ELLIS**OL • 6-6 • 311 • RSR. • SQ  
PARIS, TEXAS (PARIS HS)

**2022 (RS Junior):** Played in the season opener vs. UAlbany.

**2021 (RS Sophomore):** Appeared in three games as a substitute offensive lineman ... Made his season debut against Texas Southern (9/11).

**2020 (RS Freshman):** Did not play in a game.

**2019 (Freshman):** Redshirted ... Did not see game action.

**High School:** Played at Paris High School in Paris, Texas for coach Steven Hohenberger ... Helped team to 9-3 record, including a 5-1 mark in district ... Voted to District 7-4A All-District team ... Graded at 84 percent ... 38 pancake blocks ... Did not allow a sack during senior season ... No. 181 in state of Texas ... Picked Baylor over SMU.

**Personal:** Son of Carolyn and Rickey Ellis ... health, kinesiology and leisure studies major.



99

**TRE EMORY**DL • 6-2 • 303 • RFR • RS  
MOUNT PLEASANT, TEXAS (MOUNT PLEASANT HS)

**2022 (Freshman):** Made his collegiate debut off the bench in the season opener vs. UAlbany.

**High School:** Prepped at Mount Pleasant High School under head coach Ritchie Pinckard ... Played multiple spots along the defensive line ... 2021 9-5A Division II All-District First Team selection ... Tallied 48 tackles, nine tackles for loss and six sacks in 2020 ... 2020 9-5A Division II Defensive Player of the Year ... Named 9-5A Division II District Defensive Newcomer of the Year in 2019 ... Rated as a three-star prospect by the three major recruiting sites ... Ranked as the second-best defensive tackle prospect in Texas and the No. 51 overall prospect by Dave Campbell's Texas Football ... Chose Baylor over Auburn, Arkansas, Oklahoma State, TCU, Tennessee and Texas Tech, among others.

**Personal:** Son of Ashley Brown.

# PLAYERS



## 42 JEREMY EVANS

LB • 6-1 • 218 • RFR • RS  
TENAHA, TEXAS (TENAHA HS)

**2022 (Freshman):** Redshirted to retain eligibility ... Saw action in three games vs. UAlbany, at No. 23 Texas and vs. Air Force in the Armed Forces Bowl.

**High School:** Starred at Tenaha High School for head coach Jeremy Jenkins ... Helped team to 9-3 mark as a senior ... Named District 11-2A Division II District MVP in 2021 ... Finished junior season with 120 tackles, six forced fumbles and two interceptions ... Also notched 103 carries for 1,008 yards and 20 touchdowns as a running back ... Added 15 catches for 362 yards and four receiving touchdowns as a wide receiver ... Named to the Texas Sports Writers Association All-State Second Team as a wide receiver ... Also named District 11-2A Division II MVP in 2020 ... Recorded 217 carries for 1,976 rushing yards and 29 rushing touchdowns in first three HS seasons ... District 11-2A Division I First Team selection at running back and linebacker in 2019 ... 11-2A Division I Offensive Newcomer of the Year in 2018 ... Rated as a four-star prospect by ESPN and Dave Campbell's Texas Football ... ESPN's No. 36 outside linebacker nationally ... A three-star prospect by 247Sports and Rivals ... Chose Baylor over Texas, Oklahoma, Michigan, Arkansas, Nebraska, Oklahoma State and TCU, among others.

**Personal:** Son of Kristy Norris.



## 90 TJ FRANKLIN

DL • 6-5 • 268 • 5SR • 4L  
TEMPLE, TEXAS (TEMPLE HS)

**2022 (Senior):** Named First-Team Academic All-Big 12 ... Played in 13 games with 10 starts at defensive end ... Totaled 36 tackles, three tackles for a loss and 1.5 sacks on the year ... Added four QB hurries and three pass break-ups ... After making season debut vs. UAlbany, had three tackles and a QB hurry at No. 21 BYU ... Went for five tackles, including half a sack in the win over Texas State ... Had four tackles at Iowa State, at West Virginia and vs. No. 7 Oklahoma State, adding a tackle for a loss vs. the Cowboys ... Had a QB hurry vs. Kansas ... Had two stops at Texas Tech ... Went for two tackles, a QB hurry and a pass break-up vs. No. 19 Kansas State ... Had two tackles vs. No. 4 TCU ... Went for a sack and had three tackles at No. 23 Texas ... Had four tackles vs. Air Force in the Armed Forces Bowl ... Was a preseason All-Big 12 third-team selection by Athlon.

**2021 (Junior):** Played all 14 games with one start ... Big 12 Honorable Mention — DL ... Tied for the third-most sacks on the team with four ... Finished ninth on the team with 28 tackles ... Tied for sixth-most tackles for loss with 6.0 ... Had one forced fumble and one blocked kick ... Had three tackles and 0.5 tackles for loss at Texas State (9/4) ... Had one tackle for loss against Texas Southern (9/11) ... Recorded a solo tackle and a quarterback hurry at Kansas (9/18) ... Tied a season high with three tackles and a tackle for loss to go with 0.5 sacks (9/25) ... Tallied two tackles at Oklahoma State (10/2) ... Set a season-high with a sack, one of his two tackles against WVU (10/9) ... Set a season-high with three solo tackles along with a sack and a forced fumble against BYU (10/16) ... Had one tackle against Texas (10/30) ... Blocked a kick and made two tackles at TCU (11/6) ... Collected his fourth sack of the season with three tackles against Oklahoma (11/13) ... Had two tackles in his first start of the season at Kansas State (11/20) ... Played but did not record a stat against Texas Tech (11/27) ... Recorded two tackles with half a sack against Oklahoma State (12/4) ... Tied a season high for a fifth time with three tackles against Ole Miss in the Sugar Bowl (1/1).

**2020 (Sophomore):** Started all seven games he played in ... Compiled 23 total tackles, including 3.0 tackles-for-loss and 1.5 sacks on the season ... With his first career start while tallying a career-best five total tackles, including 1.5 tackles-for-loss, one of which was a sack ... Did not play against WVU (10/3) ... Started against Texas (10/24), totaled three tackles ... Started against TCU (10/31), did not record a stat ... Had four tackles, including 0.5 tackles-for-loss against Iowa State (11/7) ... Added three tackles (all solo) at Texas Tech (11/14) ... Did not play vs. K-State (11/28) ... Tallied three tackles including 0.5 tackles-for-loss in the game at OU (12/5) ... Tied his career-high with five tackles, including 0.5 sacks in the loss vs. Oklahoma State (12/12).

**2019 (Freshman):** Played in 11 games as a true freshman, collected eight total tackles (six solo), 1.5 TFL and 1.0 sack ... In the Sugar Bowl vs. Georgia (1/1), had 2 tackles (both solo) ... Collected 6 tackles (4 solo), 1.5 TFL and 1.0 sack ... Had a career-high 3 tackles and had his first sack, first full TFL at Kansas (11/30) ... Had 1 tackle and a half TFL vs. Oklahoma (11/16) ... Collected 1 tackle at TCU (11/9) ... Recorded his first career tackle vs. West Virginia (10/31) ... Made his collegiate debut vs. SFA (8/31).

**High School:** Played at Temple High School in Temple, Texas for coach Scott Stewart ... 39 tackles with 11 tackles for loss and six sacks ... Added 11 QB hurries and one PBU ... Rated three stars by 247 Sports ... No. 78 defensive end nationally ... Three-star ranking from Rivals ... ESPN rates as three stars ... No. 129 player in state of Texas ... Chose Baylor over Houston ... Early enrollee for January 2019.

**Personal:** Son of Marcus and Melissa Lee ... communications major.

### FRANKLIN CAREER STATISTICS

#### DEFENSIVE

YEAR	G/GS	UT	AT	TT	TFL-YD	QBS-YD	FF/FR	QBH	INT-YD
2019	11/0	6	2	8	1.5-5	1.0-4	0/0	0	0-0
2020	7/7	5	13	18	2.5-3	1.0-1	0/0	0	0-0
2021	14/1	14	14	28	6.0-29	4.0-26	1/0	3	0-0
2022	13/10	18	18	36	3.0-14	1.5-13	0/0	4	0-0
<b>CAREER</b>	<b>45/18</b>	<b>45</b>	<b>50</b>	<b>95</b>	<b>13.5-54</b>	<b>8.0-47</b>	<b>1/0</b>	<b>7</b>	<b>0-0</b>

#### FRANKLIN'S CAREER BESTS

Tackles: 5, 3x, last vs. Texas State (9/17/22)

Solo Tackles: 3, 5x, last vs. Ole Miss (1/1/22)

Tackles-For-Loss: 1.5, vs. Kansas (9/26/20)

Sacks: 1.0, 6x, last at Texas (11/25/22)

Forced Fumbles: 1.0, vs. BYU (10/16/21)

QB Hurries: 1, 7x, last vs. Kansas State (11/12/22)

Blocked Kicks: 1 (FG), at TCU (11/6/21)

### FRANKLIN'S GAME-BY-GAME DEFENSIVE STATS

DATE	OPPONENT	TT	UT	AT	TFL-YDS	QBS-YDS
8/31/19	SFA	0	0	0	0.0-0	0.0-0
9/7/19	UTSA	0	0	0	1.0-1	0.0-0
9/21/19	at Rice	0	0	0	0.0-0	0.0-0
9/28/19	IOWA STATE	0	0	0	0.0-0	0.0-0
10/5/19	at Kansas State	0	0	0	0.0-0	0.0-0
10/12/19	TEXAS TECH	0	0	0	0.0-0	0.0-0
10/19/19	at Oklahoma State	0	0	0	1.0-6	1.0-6
10/31/19	WEST VIRGINIA	1	1	0	0.0-0	0.0-0
11/9/19	at TCU	1	0	1	0.0-0	0.0-0
11/16/19	OKLAHOMA	1	0	1	0.5-1	0.0-0
11/23/19	TEXAS	0	0	1	0.0-0	0.0-0
11/30/19	at Kansas	3	3	0	1.0-4	1.0-4
12/7/19	vs. Oklahoma	0	0	0	0.0-0	0.0-0
1/1/20	vs. Georgia	2	0	2	0.0-0	0.0-0

DATE	OPPONENT	TT	UT	AT	TFL-YDS	QBS-YDS	
9/26/20	KANSAS	5	1	4	1.5-3	1.0-1	
10/3/20	at West Virginia	DID NOT PLAY					
10/24/20	at Texas	3	0	3	0.0-0	0.0-0	
10/31/20	TCU	0	0	0	0.0-0	0.0-0	
11/7/20	at Iowa State	4	0	4	0.5-0	0.0-0	
11/14/20	at Texas Tech	3	3	0	0.0-0	0.0-0	
11/28/20	KANSAS STATE	DID NOT PLAY					
12/5/20	at Oklahoma	3	1	2	0.5-0	0.0-0	
12/12/20	OKLAHOMA STATE	5	3	2	0.5-3	0.5-3	

DATE	OPPONENT	TT	UT	AT	TFL-YDS	QBS-YDS
9/4/21	at Texas State	3	1	2	0.5-1	0.0-0
9/11/21	TEXAS SOUTHERN	1	1	0	1.0-1	0.0-0
9/18/21	at Kansas	1	1	0	0.0-0	0.0-0
9/25/21	IOWA STATE	3	0	3	1.0-2	0.5-1
10/2/21	at Oklahoma State	2	0	2	0.0-0	0.0-0
10/9/21	WEST VIRGINIA	2	1	1	1.0-9	1.0-9
10/16/21	BYU	4	3	1	1.0-11	1.0-11
10/30/21	TEXAS	1	1	0	0.0-0	0.0-0
11/6/21	at TCU	2	1	1	0.0-0	0.0-0
11/13/21	OKLAHOMA	3	1	2	1.0-10	1.0-1
11/20/21	at Kansas State	2	1	1	0.0-0	0.0-0
11/27/21	TEXAS TECH	0	0	0	0.0-0	0.0-0
12/4/21	OKLAHOMA STATE	3	2	1	0.5-6	0.5-6
1/1/22	OLE MISS	3	3	0	0.0-0	0.0-0



## PLAYERS

DATE	OPPONENT	UT	AT	TT	TFL-YDS	QBS-YDS
9/3/22	UALBANY	0	0	0	0.0-0	0.0-0
9/10/22	at BYU	1	2	3	0.0-0	0.0-0
9/17/22	TEXAS STATE	2	3	5	0.5-4	0.5-4
9/24/22	at Iowa State	1	3	4	0.0-0	0.0-0
10/1/22	OKLAHOMA STATE	2	2	4	1.0-1	0.0-0
10/13/22	at West Virginia	1	3	4	0.5-0	0.0-0
10/22/22	KANSAS	0	0	0	0.0-0	0.0-0
10/29/22	at Texas Tech	2	0	2	0.0-0	0.0-0
11/5/22	at Oklahoma	0	2	2	0.0-0	0.0-0
11/12/22	KANSAS STATE	3	0	3	0.0-0	0.0-0
11/19/22	TCU	1	1	2	0.0-0	0.0-0
11/25/22	at Texas	1	2	3	1.0-9	1.0-9
12/22/22	vs. Air Force	4	0	4	0.0-0	0.0-0



88

**MICAH GIFFORD****WR • 6-3 • 205 • FR. • HS**  
**PLUGERVILLE, TEXAS (WEISS HS)**

**High School:** Consensus three-star prospect at Weiss High School in Pflugerville, Texas ... Caught 41 balls for 840 yards and nine TDs as a senior in 2022, earning unanimous All-District 12-6A honors. ... Rated as a three-star prospect by 247Sports and tabbed as the 70th best wide receiver in the class and the 76th best prospect in Texas ... A three-star prospect by ESPN, rated as the 76th best wide receiver and the 97th best prospect in the state ... Rated by Rivals as a three-star prospect, tabbed as the 68th best WR in the nation and the 92nd best prospect in Texas ... Three-star rating from Dave Campbell's Texas Football, ranked as the 75th best prospect and the 15th best WR in the state ... Had 44 grabs for 893 yards and 13 TDs as a junior in 2021 ... Was a first-team District 11-5A-I selection as a junior in 2021 ... Also runs track, qualifying for regionals in the 110m hurdles, running a 14.67 and a 38.71 in the 300m hurdles ... Picked Baylor over Oklahoma State, Indiana, Mississippi State and Pittsburgh.



19

**JAVON GIPSON****WR • 6-3 • 220 • RS. • 1L**  
**RICHMOND, TEXAS (GEORGE RANCH HS)**

**2022 (RS Freshman):** Saw action in nine games, owning two catches for 22 yards ... Both catches came in a win over Texas State ... Also played at No. 21 BYU, at Iowa State, vs. No. 7 Oklahoma State, at West Virginia, vs. Kansas, at Texas Tech, vs. No. 19 Kansas State and in the Armed Forces Bowl vs. Air Force.

**2021 (Freshman):** Redshirted ... Played against Texas Southern (9/11) but did not record a stat.

**High School:** Played at George Ranch High School for coach Nick Cavallo ... Helped team to 5-3 record as a senior ... Totaled 29 receptions for 530 yards and four touchdowns in 2020 ... Also returned kicks and punts ... Had 637 receiving yards on 29 catches and nine scores as a junior ... Caught two touchdowns during sophomore season in 2018 ... Earned three-star rating from 247 Sports ... No. 93 player in Texas ... No. 95 wide receiver nationally ... Three-star recruit at Rivals ... ESPN's No. 70 player in Texas ... Three-star prospect ... Also ran track.

**Personal:** Son of Eric and Misty Gipson ... health, kinesiology and leisure studies major ... early enrollee.



24

**COREY GORDON JR.****S • 6-2 • 195 • RFR. • RS**  
**OKLAHOMA CITY, OKLA. (PUTNAM WEST HS)**

**2022 (Freshman):** Saw action in two games, vs. Texas State and vs. Air Force in the Armed Forces Bowl.

**High School:** Prepped at Putnam West High School in Oklahoma City, Okla., for head coach Craig Maynard ... Rated a three-star recruit by each of the three major recruiting sites ... Ranked as the No. 16 player in Oklahoma and No. 59 safety in the country by 247Sports ... Rated the No. 15 player in the state of Oklahoma by Rivals ... The No. 16 player in Oklahoma and No. 54 safety in the country according to ESPN ... Ranked No. 24 in The Oklahoman's Super 30 rankings... Chose Baylor over Tulsa, New Mexico and Hawaii, among others.

**Personal:** Son of Cory Gordon Sr. and Letrishia Rhodes.



41

**GARRISON GRIMES****LS • 6-2 • 215 • RS. • 1L**  
**AMERICAN FORK, UTAH (AMERICAN FORK HS)**

**2022 (RS Freshman):** Named First-Team Academic All-Big 12 ... Played in all 13 games as the long snapper for field goal and punt ... Excelled in punt coverage, totaling three tackles on the year ... Had two punt return tackles at No. 21 BYU ... Added a tackle in punt coverage vs. Texas State ... Snapped for a field-goal unit that went 8 of 12 and 50 of 53 in PATs, and a punt unit that averaged 40.9 yards per punt with 15 of 42 going inside the 20 and six going for 50+ yards.

**2021 (Freshman):** Redshirted ... Did not appear in any games.

**High School:** Played for coach Aaron Behm at American Fork (Utah) High School ... Played tight end and served as long snapper ... Helped team to 8-4 record and trip to state semifinals ... 73 catches for 926 yards in his high school career ... Two-time All-Region and All-State at tight end ... Team captain ... Rated 4.5 stars by Rubio Long Snapping ... Also an all-region lacrosse player.

**Personal:** Son of Jeff and Sheri Grimes ... has three siblings: Bailey, Greydon and Jada ... father is Baylor offensive coordinator ... mother played volleyball at Texas A&M ... sister, Bailey, plays volleyball at Southern Nazarene University in Bethany, Okla. ... majoring in health sciences studies.

## PLAYERS



95

## GABE HALL

DL • 6-6 • 287 • RSR. • 3L  
WALLER, TEXAS (WALLER HS)

**2022 (RS Junior):** Named All-Big 12 honorable mention by the coaches and Pro Football Network ... Played in all 13 games with 12 starts at defensive end ... Totaled 36 tackles on the year, with 5.5 for a loss, 4.5 sacks, one fumble returned for a touchdown, four QB hurries, two pass break-ups and one blocked kick ... Had a tackle in all 13 games ... Earned Big 12 Defensive Player of the Week honors on Oct. 31 following a rout at Texas Tech where he had three sacks and a QB hurry ... Had two tackles in the season opener vs. UAlbany, with half a sack and a pass break-up ... Had three stops at No. 21 BYU and one tackle vs. Texas State ... Had three tackles vs. No. 7 Oklahoma State with a QB hurry ... Went for five stops at West Virginia with a half a tackle for a loss ... Had a tackle and a pass break-up vs. Kansas ... Had a career-high seven tackles with a QB hurry at Oklahoma ... Went for a tackle and a QB hurry vs. No. 19 Kansas State ... Had a tackle vs. No. 4 TCU ... Had a four-tackle game with a sack and a fumble recovery returned 16 yards for a TD at No. 23 Texas ... Had three tackles and blocked a kick in the Armed Forces Bowl vs. Air Force ... A preseason All-Big 12 Second-Team pick by Pick Six Preview and a third-team pick by Athlon and Phil Steele.

**2021 (RS Sophomore):** Played in 13 games with eight starts ... Finished second on the team with six sacks ... Finished fourth in tackles for loss (7.0) ... Totaled 17 tackles ... Played but did not record a stat at Texas State (9/4) ... Had a solo tackle in the home opener against Texas Southern (9/11) ... Credited with one tackle at Kansas (9/18) ... Recorded one tackle and his first-career sack against Iowa State (9/25) ... Tied a career-high with two tackles, with one for loss at Oklahoma State (10/2) ... Made one tackle in his first-career start against West Virginia (10/9) ... Played but did not record a stat against BYU (10/16) or Texas (10/30) ... Tied his second sack of the season at TCU (11/6) ... Tied a single-game high with two tackles and a sack against Oklahoma (11/13) ... Set new single-game highs in tackles (4) and sacks (3) at Kansas State ... Became the first BU player since James Lynch in 2019 with three sacks in a single game (11/20) ... Had three tackles and a QB hurry against Texas Tech (11/27) ... Recorded one solo tackle against Oklahoma State in the Big 12 Championship game (12/4) ... Did not play against Ole Miss (1/1).

**2020 (Sophomore):** Redshirted ... Played in one game in 2020 ... Had two solo tackles in the opening game against Kansas (9/26).

**2019 (Freshman):** Appeared in eight games as a true freshman ... Missed six games due to knee injury ... Made back-to-back appearances vs. OU (12/7) and vs. Georgia (1/1) to end the year, but did not record a stat ... Tied 1 tackle and a half TFL vs. Texas Tech (11/12) ... Had a career-best two tackles at K-State (10/5) ... Credited with a career-high two QB hurries vs. Iowa State (9/28) ... Made his Baylor debut vs. SFA (8/31) and blocked his first career kick ... Also saw action vs. UTSA (9/7), at Rice (9/21), vs. Oklahoma (12/7).

**High School:** Played for coach Jim Phillips at Waller High School in Waller, Texas ... 41 tackles, 13.0 TFL and 11 sacks ... Also had 13 QB hurries and one breakup ... All-District selection ... Earned a three-star grade from ESPN ... No. 53 player in Texas ... No. 31 defensive tackle in the US ... Rated three stars by 247 Sports ... No. 105 in state of Texas ... No. 53 defensive tackle nationally ... Three-star ranking from Rivals ... Competed in state track meet in shot put ... Chose Baylor over TCU, Texas Tech, Tennessee, Ole Miss, Nebraska, Colorado, Arizona and Utah.

**Personal:** Son of Loyd and Shara Hall ... communications major.

## HALL CAREER STATISTICS

## DEFENSIVE

YEAR	G/GS	UT	AT	TT	TFL-YD	QBS-YD	FF/FR	QBH	INT-YD
2019	8/0	1	2	3	0.5-1	0.0-0	0/0	2	0-0
2020	1/0	2	0	0	0.0-0	0.0-0	0/0	0	0-0
2021	13/8	12	6	18	7.0-24	6.0-23	1/0	2	0-0
CAREER	22/8	15	8	23	7.5-25	6.0-23	1/0	4	0-0

## CAREER BESTS

Tackles: 4, at K-State (11/20/21)  
Solo Tackles: 4, at K-State (11/20/21)  
Tackles-For-Loss: 3.0, at K-State (11/20/21)  
Sacks: 3.0, at K-State (11/20/21)  
Blocked Kicks: 1, vs. SFA (8/31/19)  
QB Hurries: 2, vs. Iowa State (9/28/19)  
Forced Fumbles: 1, at TCU (11/6/21)

## HALL'S GAME-BY-GAME DEFENSIVE STATS

DATE	OPPONENT	UT	AT	TT	TFL-YDS	QBS-YDS
9/4/21	at Texas State	0	1	1	0.0-0	0.0-0
9/11/21	TEXAS SOUTHERN	1	0	1	0.0-0	0.0-0
9/18/21	at Kansas	0	1	1	0.0-0	0.0-0
9/25/21	IOWA STATE	1	0	1	1.0-2	1.0-2
10/2/21	at Oklahoma State	1	1	2	1.0-1	0.0-0
10/9/21	WEST VIRGINIA	1	0	1	0.0-0	0.0-0
10/16/21	BYU	0	0	0	0.0-0	0.0-0
10/30/21	TEXAS	0	0	0	0.0-0	0.0-0
11/6/21	at TCU	1	0	1	1.0-8	0.0-0
11/13/21	OKLAHOMA	2	0	2	1.0-6	1.0-6
11/20/21	at Kansas State	4	0	4	3.0-7	3.0-7
11/27/21	TEXAS TECH	0	3	3	0.0-0	0.0-0
12/4/21	vs. Oklahoma State	1	0	1	0.0-0	0.0-0
1/1/21	vs. Ole Miss	DID NOT PLAY				

DATE	OPPONENT	UT	AT	TT	TFL-YDS	QBS-YDS
9/3/22	UALBANY	0	2	2	0.5-2	0.5-2
9/10/22	at BYU	1	2	3	0.0-0	0.0-0
9/17/22	TEXAS STATE	0	1	1	0.0-0	0.0-0
9/24/22	at Iowa State	0	2	2	0.5-1	0.0-0
10/1/22	OKLAHOMA STATE	1	2	3	0.0-0	0.0-0
10/13/22	at West Virginia	1	4	5	0.5-1	0.0-0
10/22/22	KANSAS	1	0	1	0.0-0	0.0-0
10/29/22	at Texas Tech	3	0	3	3.0-24	3.0-24
11/5/22	at Oklahoma	2	5	7	0.0-0	0.0-0
11/12/22	KANSAS STATE	1	0	1	0.0-0	0.0-0
11/19/22	TCU	0	1	1	0.0-0	0.0-0
11/25/22	at Texas	3	1	4	1.0-10	1.0-10



98

## ISAIAH HANKINS

K • 6-0 • 193 • RSO. • 1L  
LITTLE ROCK, ARK. (LITTLE ROCK CHRISTIAN)

**2022 (Sophomore):** Earned a redshirt ... Opened the year as the starting placekicker ... Was 8 of 9 in PATs and 0 for 1 in field-goal attempts ... Missed a 43-yard attempt and had a PAT blocked at No. 21 BYU.

**2021 (Freshman):** 12-of-16 inside 50 yards this season ... Made two of three field goal attempts and three PAT's in collegiate debut at Texas State (9/4) ... Accounted for a season-high 12 points including nine extra points and a field goal against Texas Southern (9/11) ... Notched a career-long 48-yarder along with six extra points at Kansas (9/18) ... Went 4-of-4 on PAT's and hit a 34-yard field goal against Iowa State (9/25) ... Made both extra points at Oklahoma State (10/2) ... Nailed all six of his PAT's and a 45 yard field goal against West Virginia (10/9) ... Went a perfect 5-for-5 on PAT's and hit a 31-yard field goal against BYU (10/16) ... Connected on one of two field goals (made from 38, missed from 51) and all four PAT's in a win over Texas (10/30) ... Went a perfect 4-for-4 on PAT's at TCU (11/6) ... Converted two of his three field goal attempts (made two from 38 yards and missed from 51) and three PAT's against Oklahoma (11/13) ... Was a perfect 2-for-2 on field goals and 2-for-2 on PAT's at Kansas State (11/20) ... Made two of three field goals (28 yards and 27 yards) and all three PAT's against Texas Tech (11/27) ... Tied three PAT's on three attempts and missed both field goal attempts in the Big 12 Championship game against Oklahoma State (12/4) ... Finished the season going 3-for-3 on PAT's in the Sugar Bowl against Ole Miss (1/1).

**High School:** Played for coach Eric Cohe at Little Rock Christian Academy ... Led team to 9-3 record as a senior ... Was 14-of-15 on field goals as a senior ... Totaled 106 points kicking ... Had 34 touchbacks ... Two-time All-State pick ... Team posted a 13-1 record as a junior ... Set new record for most points kicking in a season with 113 ... 9-of-11 on field goals ... 57 touchbacks ... Helped team to 13-1 record and state championship as a sophomore ... Hit 90-of-93 extra points and 3-of-6 field goals ... Rated five stars by Chris Sailer Kicking ... Also an all-state soccer player.

**Personal:** Son of Jared and Natalie Hankins ... has two siblings: Elliot and Sylvia ... majoring in physical education.

## HANKINS CAREER STATISTICS

## PLACE-KICKING

YEAR	G	PAT-A	PCT	FG-A	PCT	TP
2021	13	54-54	1.000	14-20	70.0	96
2022	2	8-9	.889	0-1	0.0	8
CAREER	15	62-63	.984	14-21	.667	104

# PLAYERS

## CAREER BESTS

**Longest FG:** 48 yards, at Kansas (9/18/21)  
**Most FGs:** 2, 4x, last vs Texas Tech (11/27/21)  
**Most PATs:** 9, vs. Texas Southern (9/11/21)  
**Most Points:** 12, vs. Texas Southern (9/11/21)

## HANKINS' GAME-BY-GAME KICKING STATS

### 2021 Field Goal Sequence - Made, (Missed)

at Texas State	(40), 43, 26
TX SOUTHERN	37
at Kansas	48
IOWA STATE	34
at Oklahoma State	--
WEST VIRGINIA	45
BYU	31
TEXAS	38, (51)
at TCU	--
OKLAHOMA	(51), 32, 32
at Kansas State	21, 28
TEXAS TECH	28, (41), 27
OKLAHOMA STATE	(39), (39)
vs. Ole Miss	--

### 2022 Field Goal Sequence - Made, (Missed)

TEXAS STATE	--
at BYU	(43)



50

## CONNOR HEFFERNAN

OL • 6-4 • 289 • RSO. • SQ  
 GEORGETOWN, TEXAS (GEORGETOWN HS)

**2022 (RS Freshman):** Did not see game action.  
**2021 (Freshman):** Redshirted ... Did not appear in any games.  
**High School:** Played at Georgetown High School for coach Chuck Griffin ... Helped team to 8-2 record as a senior ... Anchored the line of a run heavy offense that scored 42.25 points per game ... 2019 UIL 11-5A Division I first-team all-district honoree ... No. 106 player in Texas according to Dave Campbell's Texas Football ... No. 3 center in the state ... Rated three stars by 247 Sports ... No. 63 in Texas ... Rivals rated three stars ... No. 57 in Texas ... No. 17 offensive guard nationally ... No. 79 in Texas according to ESPN ... Three-star prospect.  
**Personal:** Son of Jeff and Kim Heffernan ... pre-business major ... early enrollee.



7

## BRYSON JACKSON

S • 6-2 • 209 • 7SR. • 4L  
 MANSFIELD, TEXAS (LAKE RIDGE HS)

**2022 (Sixth-Year Senior):** Pass-rush specialist who played in all 13 games with two starts ... Finished with 21 tackles, 5.5 for a loss and three sacks, forcing a fumble, recovering a fumble and totaling three QB hurries ... In the season opener vs. UAlbany, had two tackles, one forced fumble and one fumble recovery ... Had a tackle at No. 21 BYU and a tackle for loss, and QB hurry, vs. Texas State ... Named Big 12 Defensive Player of the Week after going for four tackles, including two sacks and a QB hurry in a win at Iowa State ... Went for three tackles vs. No. 7 Oklahoma State ... Had four tackles and half a stop for a loss at West Virginia ... Had a QB hurry vs. Kansas ... Had two tackles and a tackle for a loss in a win at Oklahoma ... Had a tackle vs. No. 4 TCU and a sack at No. 23 Texas ... Started against the triple-option offense of Air Force in the Armed Forces Bowl, going for two tackles.  
**2021 (RS Senior):** Played in all 14 games ... Set a career-highs with 15 tackles, 5.0 tackles for loss and 3.5 sacks ... Recorded a quarterback hurry in the season-opener at Texas State (9/4) ... Followed up with another hurry against Texas Southern (9/11) ... Notched his first tackle of the season at Kansas (9/18) ... Recorded his career-first sack

with a half sack against Iowa State (9/25) ... Had a solo tackle and two quarterback hurries at Oklahoma State (10/2) ... Made a solo tackle against West Virginia (10/9) ... Registered two tackles and a sack vs. BYU (10/16) ... Played but did not record a stat against Texas (10/30) ... Recorded a tackle at TCU (11/6) ... Registered two tackles, one for a loss against Oklahoma (11/13) ... Had a quarterback hurry at Kansas State (11/20) ... made two tackles (0.5 for loss) and a QB hurry against Texas Tech (11/27) ... Played but did not record a stat in the Big 12 Championship against Oklahoma State (12/4) ... Set a new career-high with four tackles and two sacks in the Sugar Bowl against Ole Miss (1/1).

**2020 (RS Junior):** Played in eight of nine games on the season, primarily on special teams ... Tallied four tackles on the year ... Totaled a season-high two tackles at WVU (10/3) ... Had a tackle at Iowa State (11/7) ... Had one tackle in the season finale vs. Oklahoma State (12/12).

**2019 (RS Sophomore):** Played in 13-of-14 games on the season, mostly on special teams, finished with seven total tackles, three solo and one QBH ... Tallied 7 tackles (3 solo) on the year and was credited with 1 QB hurry ... Tallied a career-high 3 tackles vs. SFA (8/31) ... Had 1 tackle and 1 QB hurry vs. UTSA (9/7) ... Had 1 tackle vs. WVU (10/31) ... Also had 1 tackle apiece vs. Oklahoma (11/16) and at Kansas (11/30).

**2018 (RS Freshman):** Did not appear in a game.

**2017 (Freshman):** Redshirted.

**High School:** Two-time All-District linebacker from Lake Ridge High School in Mansfield, Texas ... Played under head coach Kirk Thor at LRHS ... Rated nation's 60th-best OLB prospect in 2017 recruiting class by Rivals, ranked No. 64 by ESPN, No. 76 by Scout and No. 90 by 247Sports ... Listed No. 139 in-state recruit by ESPN and No. 153 by 247Sports ... Earned 2016 first-team All-District 10-5A honors after senior season for Lake Ridge's 8-5 squad that reached DI regional semis ... Totaled 83 tackles (60 solo), four TFL, seven sacks (-35 yards), 13 QB hurries, one fumble recovery (33-yard return) and one forced fumble in senior season ... Named to 2015 All-District 14-5A second team after helping LRHS to state DI runner-up finish and 15-1 record ... Had 52 tackles (35 solo), 11 TFL, 11 sacks, one interception, one pass breakup, two forced fumbles and one fumble recovery as junior ... Also competed for Lake Ridge track and field program.

**Personal:** Son of Bertram and Carmen Jackson ... Relative Quandre Diggs played football at Texas and for Detroit Lions ... completed undergrad degree in August 2020 in exercise physiology.

## JACKSON CAREER STATISTICS

### DEFENSIVE

YEAR	G/GS	UT	AT	TT	TFL-YD	QBS-YD	FF/FR	PBU	INT-YD
2019	13/0	3	4	7	0-0-0	0-0-0	0/0	0	0-0
2020	8/0	3	1	4	0-0-0	0-0-0	0/0	0	0-0
2021	14/0	11	4	15	5.0-38	3.5-26	0/0	6	0-0
2022	13/2	12	9	21	5.5-21	3.0-15	1/1	0	0-0
<b>CAREER</b>	<b>48/2</b>	<b>29</b>	<b>18</b>	<b>48</b>	<b>10.5-59</b>	<b>6.5-41</b>	<b>1/1</b>	<b>6</b>	<b>0-0</b>

### JACKSON'S CAREER BESTS

Tackles: 4, 3x, last at West Virginia (10/13/22)  
 Solo Tackles: 4, 2x, last at Iowa State (9/24/22)  
 Tackles-For-Loss: 2.0, 2x, last at Iowa State (9/24/22)  
 Sacks: 2.0, 2x, last at Iowa State (9/24/22)  
 Forced Fumbles: 1, vs. UAlbany (9/3/22)  
 Fumble Recoveries: 1, vs. UAlbany (9/3/22)


## JACKSON'S GAME-BY-GAME DEFENSIVE STATS

DATE	OPPONENT	TT	UT	AT	TFL-YDS	QBS-YDS
9/4/21	at Texas State	0	0	0	0.0-0	0.0-0
9/11/21	TEXAS SOUTHERN	0	0	0	0.0-0	0.0-0
9/18/21	at Kansas	1	1	0	0.0-0	0.0-0
9/25/21	IOWA STATE	1	0	1	0.5-2	0.5-2
10/2/21	at Oklahoma State	1	0	1	0.0-0	0.0-0
10/9/21	WEST VIRGINIA	1	0	1	0.0-0	0.0-0
10/16/21	BYU	2	2	2	1.0-6	1.0-6
10/30/21	TEXAS	0	0	0	0.0-0	0.0-0
11/6/21	at TCU	1	0	1	0.0-0	0.0-0
11/13/21	OKLAHOMA	2	0	2	1.0-11	0.0-0
11/20/21	at Kansas State	0	0	0	0.0-0	0.0-0
11/27/21	TEXAS TECH	2	0	2	0.5-1	0.0-0
12/4/21	OKLAHOMA STATE	0	0	0	0.0-0	0.0-0
11/1/22	OLE MISS	4	4	0	2.0-18	2.0-18



# PLAYERS

DATE	OPPONENT	UT	AT	TT	TFL-YDS	QBS-YDS
9/3/22	UALBANY	1	1	2	0.0-0	0.0-0
9/10/22	at BYU	1	0	1	0.0-0	0.0-0
9/17/22	TEXAS STATE	1	0	1	1.0-3	0.0-0
9/24/22	at Iowa State	4	0	4	2.0-7	2.0-7
10/1/22	OKLAHOMA STATE	0	3	3	0.0-0	0.0-0
10/13/22	at West Virginia	1	3	4	0.5-1	0.0-0
10/22/22	KANSAS	0	0	0	0.0-0	0.0-0
10/29/22	at Texas Tech	0	0	0	0.0-0	0.0-0
11/5/22	at Oklahoma	2	0	2	1.0-2	0.0-0
11/12/22	KANSAS STATE	0	0	0	0.0-0	0.0-0
11/19/22	TCU	1	0	1	0.0-0	0.0-0
11/25/22	at Texas	1	0	1	1.0-8	1.0-8
12/22/22	vs. Air Force	0	2	2	0.0-0	0.0-0



**11**  
**KETRON JACKSON**  
WR • 6-2 • 208 • JR. • TR  
ROYSE CITY, TEXAS (ROYSE CITY HS / ARKANSAS)

**Previous School:** Played the 2021 and 2022 seasons at Arkansas ... Saw action in 25 games with eight starts over two seasons, with 21 catches for 374 yards and four TDs ... Played in 12 games with eight starts in 2022 with 16 catches for 277 yards and three TDs ... Also had a 19-yard rush ... Had a career-long 64 yard catch vs. Missouri State ... Had a 32-yard TD grab at Texas A&M ... Had a TD grab, to go with four catches for 48 yards vs. Alabama ... Had a catch for 21 yards at Mississippi State ... Had three catches for 55 yards at BYU ... Had two grabs, including a TD, vs. Ole Miss ... In 2021, played in all 13 games, with five catches for 97 yards and a TD ... Had his first career catch, a 16-yard grab vs. Rice ... Had a 29-yard TD grab vs. Arkansas-Pine Bluff ... Had two catches for 53 yards, including a 39-yard grab, vs. Missouri ... Played in 247 offensive snaps and had 38 snaps on special teams as a true freshman according to Pro Football Focus.

**High School:** Four-star wide receiver as ranked by 247Sports, Rivals and ESPN out of Royse City High School ... Tabbed as the No. 21 wide receiver in the nation and the 21st best prospect in Texas by 247Sports ... Was No. 219 in ESPN's Top 300 recruits ... A two-time all-district 8-5A selection ... Had 39 catches for 765 yards with 10 TDs as a senior in 2020, also seeing time at defensive back where he had two interceptions ... Coached by David Petroff ... Made four catches for a career-high 197 yards and registered two TD grabs while also returning a kickoff 90 yards for a score against Forney ... Had an interception on the game's final play, securing a 55-48 win over Greenville ... As a junior, hauled in 61 catches for 889 yards and six TDs ... Grabbed a career-high 13 receptions for 190 yards against powerhouse Aledo ... Led team to a 5-2 record in 2020 and a 9-3 record – with a berth in the playoffs – as a junior ... Starred in track & field, competing in the long jump, triple jump and 4x200 relay, leading DFA athletes in the long jump (24-11) and ranking third in the triple jump (47-6).

## JACKSON CAREER STATISTICS

### RECEIVING (at Arkansas)

YEAR	G/GS	REC	YD	AVG	TD	LP/OPPONENT
2021	13/0	5	97	19.4	1	36/Missouri
2022	12/8	16	277	17.3	3	64/Missouri State
<b>CAREER</b>	<b>25/8</b>	<b>21</b>	<b>374</b>	<b>17.8</b>	<b>4</b>	<b>64/Missouri State</b>



**14**  
**CADEN JENKINS**  
CB • 6-3 • 168 • FR. • HS  
LEWISVILLE, TEXAS (LEWISVILLE HS)

**High School:** Consensus three-star prospect ... Ranked as the No. 73 player on The Dallas Morning News' top 100 recruits list ... Rated the No. 98 cornerback in the nation and No. 177 overall player in Texas by 247Sports ... The No. 77 corner nationally according to Rivals ... Helped Lewisville to a 12-2 record and a regional finals appearance in 2022 ... Earned District 6-6A first-team honors in 2022 after tallying 25 total tackles, five pass breakups and forcing two fumbles ... Recorded 30 tackles and 13 pass breakups as a junior in 2021 ... Earned District 6-6A first-team honors in 2021, leading Lewisville to an 11-2 record and an appearance in the third round of the 6A Division I playoffs ... Also ran track, serving on the third leg of Lewisville's bronze medal-winning 4x200-meter relay team at 6A state championship ... Chose Baylor over offers from Arkansas, Iowa, Kansas State, Mississippi State, Ole Miss, SMU and Texas Tech, among others.



**23**  
**JORDAN JENKINS**  
RB • 6-1 • 222 • RS0. • 1L  
LINDALE, TEXAS (LINDALE HS)

**2022 (RS Freshman):** Named Second-Team Academic All-Big 12 ... Played in six games off the bench, seeing extensive time on special teams ... Rushed three times for eight yards – all in the season opener vs. UAlbany ... Also saw time at Texas Tech and Oklahoma, vs. No. 4 TCU, at No. 23 Texas and in the Armed Forces Bowl vs. Air Force.

**2021 (Freshman):** Did not appear in any games.

**High School:** Starred at Lindale High School for coach Chris Cochran ... Helped team to 14-2 mark as a senior and trip to state championship game ... Rushed for 2,938 yards and 52 touchdowns ... Added 24 receptions for 218 yards and four scores ... Also returned one kickoff for a 98-yard touchdown ... Exploded for a nine touchdown game in 2020 state playoffs ... Rushed for 1,422 yards and 27 touchdowns as a junior ... Tallied 1,504 yards and 17 touchdowns ... Rated a four-star prospect by 247 Sports ... No. 27 player in Texas ... No. 10 running back nationally ... Rivals rated as a three-star recruit ... No. 85 player in Texas ... ESPN's No. 106 player in Texas ... Earned three-star rank ... No. 31 player in Texas on Dave Campbell's Texas Football Top 100 ... DCTF No. 3 running back in state ... Austin American-Statesman Feb 55 pick.

**Personal:** Grandson of Kathy Zemer ... computer science major.



**94**  
**BOCHAO JIN**  
DL • 6-0 • 264 • R.JR. • SQ  
BEIJING, CHINA (AQUINAS INSTITUTE / ROCHESTER)

**2022 (RS Sophomore):** Played in the season opener vs. UAlbany, going for two tackles.

**2021 (RS Freshman):** Did not appear in any games.

**Prior to Baylor:** Played freshman season at Division III University of Rochester... Participated in team practices, as fall season was canceled due to COVID-19 pandemic.

**High School:** Attended Aquinas Institute...Part of varsity football and track & field teams... Selected to Section V Senior All-Star game in 2019...Finished with 49 total tackles, 29 solo tackles, 2.5 sacks, four QB hurries and a fumble recovery...Helped Lil' Irish football team to two Section V titles and one state championship...Part of DECA and the Math League.

**Personal:** Given name is BoChao Jin, nickname is Frank...Son of Song Jin and Yan Hao...business and entrepreneurship major.

## PLAYERS



87

**KELSEY JOHNSON**TE • 6-2 • 251 • SO. • 1L  
RED OAK, TEXAS (RED OAK HS)

**2022 (Freshman):** Was an instant-impact freshman during his collegiate debut season, playing in 10 games with four starts ... Missed three games due to injury ... Received rave reviews for his ability to impact the run game as a physical blocker ... Totaled nine catches for 61 yards and a TD, also rushing for a two-yard TD vs. No. 4 TCU ... Developed into a pass-catching threat late in the year, with six of his nine catches coming in the final three games of the year ... Made collegiate debut vs. UAlbany, returning a short kickoff 16 yards, also returning a kick the following week at No. 21 BYU ... Had first two career catches vs. Texas State ... Suffered an injury on the opening kickoff at Iowa State and missed the following three games, returning at Texas Tech ... Rushed for a two-yard TD and caught three balls for 30 yards and a TD vs. No. 4 TCU ... Had a catch at No. 23 Texas, and two grabs for 20 yards in the Armed Forces Bowl vs. Air Force.

**High School:** Played at Red Oak High School for head coach Tony Holmes ... Caught 33 passes for 483 yards and seven touchdowns as a senior ... Finished his career with 78 receptions for 1,314 yards and 21 touchdowns ... Named to 2021 Academic All-State Second Team ... First-Team All-District performer in 2020 ... No. 14 tight end in the country according to ESPN ... Rated as a three-star prospect by the three major recruiting services ... Ranked the No. 21 tight end in the nation according to Rivals ... No. 72 player in the state of Texas according to 247Sports ... Chose Baylor over Tennessee, Kansas, Colorado and Buffalo, among others.

**Personal:** Full name is LaKelsey Johnson Jr., goes by Kelsey for short ... Son of LaKelsey Sr. and LaTisha Johnson.




32

**CARMELLO JONES**LB • 6-2 • 228 • RFR. • RS  
MOBILE, ALA. (WEST ORANGE-STARK HS)

**2022 (Freshman):** Redshirted the season ... Played in three games, seeing time vs. UAlbany – recording a tackle – also facing No. 4 TCU and in the Armed Forces Bowl vs. Air Force.

**High School:** Played at West Orange-Stark High School for head coach Cornel Thompson ... Helped team to an 11-2 record and a trip to the fourth round of the UIL State playoffs in 2021 ... Named the District 11-4A Division II Defensive Player of the Year ... Helped the Mustangs to an 8-1 mark as a junior in 2020 ... Finished his junior season with 75 tackles, 10.0 tackles for loss and nine sacks ... Also forced a pair of fumbles ... Was named to District 11-4A Division II All-District First Team ... Rated a three-star prospect by 247Sports, Dave Campbell's Texas Football and Rivals ... Ranked the No. 57 edge prospect in the country and No. 140 overall recruit in the state of Texas by 247Sports ... Chose Baylor over Texas Tech, Utah Washington State and Louisiana.

**Personal:** Son of Kimberly McGinney.



2

**MATT JONES**LB • 6-3 • 246 • SR. • 3L  
ODESSA, TEXAS (PERMIAN HS)

**2022 (RS Junior):** Named Fourth-Team All-Big 12 by Phil Steele and was an honorable mention selection by the league coaches ... Started all 12 games he played in at inside linebacker, missing the game at No. 23 Texas due to injury ... Totaled 65 tackles, including 2.5 for a loss, with two QB hurries and four pass break-ups ... Finished with multiple tackles in all 12 of his games ... Had four tackles in the season opener vs. UAlbany ... Went for nine tackles, including a sack and a pass break-up at No. 21 BYU ... Had five tackles, including a half sack and a tackle for a loss in a win over Texas State ... Finished with four tackles, including a pass break-up and a tackle for a loss in a win at Iowa State ... Had six stops and a QB hurry vs. No. 7 Oklahoma State ... Finished with three tackles and two pass break-ups at West Virginia ... Had two stops vs. Kansas ... In a return home to his region of West Texas, had four tackles and half a sack at Texas Tech, a 45-17 rout ... Went for seven tackles in a win at Oklahoma ... Had two stops vs. No. 4 TCU ... Notched his season-high 10 tackles vs. Air Force in the Armed Forces Bowl.

**2021 (RS Sophomore):** Played in 14 games with nine starts ... Finished fifth on the team with 52 tackles ... Was fourth on the team with 6.5 sacks ... Had three tackles and a quarterback hurry in the season opener at Texas State (9/4) ... Notched the first full sack of his career and had a pass breakup against Texas Southern (9/11) ... Had four tackles (1.0 for loss) at Kansas (9/18) ... Set a then-career high with five tackles and had a QB hurry against Iowa State (9/25) ... Continued his breakout season with a career game at Oklahoma State (10/2), collecting career-highs in total tackles (14), solo tackles (6), assisted tackles (8), TFL (2.0) and forced his career-first fumble ... Registered five tackles and a QB hurry against West Virginia (10/9) ... Made three solo tackles against BYU (10/16) ... Had two tackles against Texas (10/30) ... Played but did not record a stat at TCU (11/6) ... Recorded two tackles (1.5 for loss), a sack and a forced fumble against Oklahoma (11/13) ... Notched two tackles at Kansas State (11/20) ... Made one tackle and had a quarterback hurry against Texas Tech (11/27) ... Registered his career-first interception, forced a fumble, had a QB hurry and made five tackles in the Big 12 Championship game vs. Oklahoma State (12/4) ... Had three tackles and a pass breakup against Ole Miss in the Sugar Bowl (1/1).

**2020 (RS Freshman):** Ended 2020 with 11 tackles, including 2.0 tackles-for-loss in eight games played ... Totaled two tackles in the opener vs. Kansas (9/26) ... Had one solo tackle in the game versus West Virginia (10/3) ... Saw time at Texas (10/24), did not record a stat ... Had two tackles, including one for a loss against TCU (10/31) ... Had one tackle-for-loss at Iowa State (11/7) ... Tallied two tackles at Texas Tech (11/14) ... Had another two-tackle game vs. K-State (11/28) ... One tackle in the loss at Oklahoma (12/5) ... Did not play vs. OSU (12/12).

**2019 (Freshman):** Redshirted, appeared in three games on the year ... Had 1 tackle at

**K. JOHNSON'S CAREER STATISTICS****RECEIVING**

YEAR	G/GS	REC	YD	AVG	TD	LP/OPPONENT
2022	10/4	9	61	6.8	1	12/VS. TCU (TD)

**K. JOHNSON'S CAREER BESTS**

Receptions: 3, vs. TCU (11/19/22)

Receiving Yards: 30, vs. TCU (11/19/22)

Touchdowns: 1, vs. TCU (11/19/22)

Longest Reception: 14, vs. Air Force (12/22/22)

**K. JOHNSON'S GAME-BY-GAME RECEIVING STATS**

DATE	OPPONENT	REC	YDS	AVG	TD	TD YDS
9/3/22	UALBANY	0	0	0.0	0	--
9/10/22	at BYU	0	0	0.0	0	--
9/17/22	TEXAS STATE	2	9	4.5	0	--
9/24/22	at Iowa State	0	0	0.0	0	--
10/1/22	OKLAHOMA STATE			DID NOT PLAY		
10/13/22	at West Virginia			DID NOT PLAY		
10/22/22	KANSAS			DID NOT PLAY		
10/29/22	at Texas Tech	0	0	0.0	0	--
11/5/22	at Oklahoma	1	0	0.0	0	--
11/12/22	KANSAS STATE	0	0	0.0	0	--
11/19/22	TCU	3	30	10.0	1	12
11/25/22	at Texas	1	2	2.0	0	--
12/2/22	vs. Air Force	2	20	10.0	0	14

# PLAYERS

Kansas (Nov. 30) ... Tallied 1 tackle vs. UTSA (Sept. 7) ... Made his Baylor debut vs. SFA (Aug. 31), tallying a career-high 3 tackles, including half a sack.

**High School:** Played at Odessa Permian High School for coach Jeff Ellison ... 65 tackles and 14.0 sacks as a senior ... Added 27.0 tackles for loss, three breakups and two forced fumbles ... Helped Permian to an 8-4 record and second round of playoffs ... 2018 District 2-6A Defensive Player of the Year ... Three-time All-District selection ... 2017 6A All-State honoree ... Dave Campbell's Texas Football Tops in Texas second team ... Rated three stars by ESPN ... No. 62 player in Texas ... No. 36 outside linebacker nationally ... 247 Sports rates as three-star commit ... No. 66 player in Texas ... No. 35 outside linebacker in US ... Three-star recruit according to Rivals ... Chose Baylor over Illinois and Texas Tech.

**Personal:** Son of Gabe and Kim Jones ... majoring in sociology.

DATE	OPPONENT	UT	AT	TT	TFL-YDS	QBS-YDS
9/3/22	UALBANY	3	1	4	0.0-0	0.0-0
9/10/22	at BYU	5	4	9	1.0-10	1.0-10
9/17/22	TEXAS STATE	1	4	5	1.0-7	0.5-5
9/24/22	at Iowa State	3	1	4	1.0-3	0.0-0
10/1/22	OKLAHOMA STATE	4	2	6	0.0-0	0.0-0
10/13/22	at West Virginia	3	0	3	0.0-0	0.0-0
10/22/22	KANSAS	2	0	2	0.0-0	0.0-0
10/29/22	at Texas Tech	0	4	4	0.5-5	0.5-5
11/5/22	at Oklahoma	4	3	7	0.0-0	0.0-0
11/12/22	KANSAS STATE	7	2	9	0.5-3	0.5-3
11/19/22	TCU	2	0	2	0.0-0	0.0-0
11/25/22	at Texas	DID NOT PLAY				
12/22/22	vs. Air Force	9	1	10	0.0-0	0.0-0

## M. JONES CAREER STATISTICS

### DEFENSIVE

YEAR	G/GS	UT	AT	TT	TFL-YD	QBS-YD	FF/FR	QBH	INT-YD
2019	3/0	2	3	5	0.5-2	0.5-2	0/0	0	0-0
2020	8/0	8	3	11	2.0-4	0.0-0	0/0	0	0-0
2021	14/9	27	23	50	6.5-29	2.0-12	3/0	5	1-0
2022	12/12	43	22	65	4.0-28	2.5-23	0/0	2	0-0
<b>CAREER</b>	<b>37/21</b>	<b>82</b>	<b>51</b>	<b>133</b>	<b>13.0-63</b>	<b>5.0-37</b>	<b>3/0</b>	<b>7</b>	<b>1-0</b>

### M. JONES' CAREER BESTS

Tackles: 14, at Oklahoma State (10/2/21)

Solo Tackles: 7, vs. Kansas State (11/12/22)

Tackles-For-Loss: 2.0, twice, last at Oklahoma State (10/2/21)

Sacks: 1.0, 3x, last at BYU (9/10/22)

QB Hurries: 1, 7x, last vs. Kansas State (11/12/22)

### M. JONES' GAME-BY-GAME DEFENSIVE STATS

DATE	OPPONENT	TT	UT	AT	TFL-YDS	QBS-YDS
8/31/19	SFA	3	1	2	0.5-2	0.5-2
9/7/19	UTSA	1	1	0	0.0-0	0.0-0
9/21/19	at Rice	DID NOT PLAY				
9/28/19	IOWA STATE	DID NOT PLAY				
10/5/19	at Kansas State	DID NOT PLAY				
10/12/19	TEXAS TECH	DID NOT PLAY				
10/19/19	at Oklahoma State	DID NOT PLAY				
10/31/19	WEST VIRGINIA	DID NOT PLAY				
11/9/19	at TCU	DID NOT PLAY				
11/16/19	OKLAHOMA	DID NOT PLAY				
11/23/19	TEXAS	DID NOT PLAY				
11/30/19	at Kansas	1	0	1	0.0-0	0.0-0
12/7/19	vs. Oklahoma	DID NOT PLAY				
1/1/20	vs. Georgia	DID NOT PLAY				

DATE	OPPONENT	TT	UT	AT	TFL-YDS	QBS-YDS
9/26/20	KANSAS	2	1	1	0.0-0	0.0-0
10/3/20	at West Virginia	1	1	0	0.0-0	0.0-0
10/24/20	at Texas	0	0	0	0.0-0	0.0-0
10/31/20	TCU	2	1	1	1.0-2	0.0-0
11/7/20	at Iowa State	1	1	0	1.0-2	0.0-0
11/14/20	at Texas Tech	2	1	1	0.0-0	0.0-0
11/28/20	KANSAS STATE	2	2	0	0.0-0	0.0-0
12/5/20	at Oklahoma	1	1	0	0.0-0	0.0-0
12/12/20	OKLAHOMA STATE	DID NOT PLAY				

DATE	OPPONENT	TT	UT	AT	TFL-YDS	QBS-YDS
9/4/21	at Texas State	3	1	2	0.0-0	0.0-0
9/11/21	TEXAS SOUTHERN	3	2	1	2.0-11	1.0-6
9/18/21	at Kansas	4	3	1	1.0-3	0.0-0
9/25/21	IOWA STATE	5	2	3	0.0-0	0.0-0
10/2/21	at Oklahoma State	14	6	8	1.0-4	0.0-0
10/9/21	WEST VIRGINIA	5	2	3	0.0-0	0.0-0
10/16/21	BYU	3	3	0	0.0-0	0.0-0
10/30/21	TEXAS	2	1	1	0.0-0	0.0-0
11/6/21	at TCU	0	0	0	0.0-0	0.0-0
11/13/21	OKLAHOMA	2	1	1	1.5-9	1.0-6
11/20/21	at Kansas State	2	0	2	0.0-0	0.0-0
11/27/21	TEXAS TECH	1	0	1	0.0-0	0.0-0
12/4/21	OKLAHOMA STATE	5	3	2	1.0-2	0.0-0
1/1/22	OLE MISS	2	1	1	0.0-0	0.0-0



# 28

## QUALAN JONES

RB • 5-10 • 242 • RSR. • 3L

GRAND PRAIRIE, TEXAS (TRINITY CHRISTIAN)

**2022 (RS Junior):** Played in all 13 games with three starts ... Rushed 92 times for 462 yards and seven TDs, also catching 23 balls for 135 yards ... Opened the year with six carries for 59 yards and a TD vs. UAlbany ... Had 16 carries for 67 yards and two TDs at No. 21 BYU ... Had four rushes for 21 yards vs. No. 7 Oklahoma State ... Toted it 10 times for 44 yards and a score at West Virginia, adding two catches for 37 yards, including a season-long of 25 ... Rushed nine times for a season-high of 71 yards in a win over Kansas ... Had eight rushes for 38 yards and a TD at Texas Tech – a 45-17 win – while catching two balls for 15 yards ... Toted it 14 times for 45 yards at No. 23 Texas and caught a season-high six balls for 18 yards ... Had five rushes in the Armed Forces Bowl vs. Air Force.

**2021 (RS Sophomore):** Appeared in six games but did not record any stats.

**2020 (RS Freshman):** Played against Kansas (9/26), did not record a stat ... Saw time against WVU (10/3), but did not have a stat ... Saw action against Texas (10/24) ... Played versus TCU (10/31) ... Earned his first carries (6) and receptions (4) of the year for 16 and 13 yards respectively ... Had a career day at Texas Tech (11/14), with 86 yards on 21 carries in his first career start ... Did not play due to injury against K-State (11/28) ... Tallied a career-high eight catches for 37 yards, while also carrying the ball seven times for 22 yards in the loss vs. OSU (12/12).

**2019 (Freshman):** Redshirted ... Appeared in four games as a true freshman ... Finished with 2 TDs and 103 yards on 13 carries ... Made an appearance in the Big 12 championship game (12/7) but did not record a stat ... Had a season-high 8 carries for 35 yards and 1 TD at Kansas (11/30) ... Collected a season-high 63 yards on 2 carries and 1 TD vs. UTSA (9/7) ... Made his collegiate debut vs. SFA (8/31), rushing 3 times for 5 yards.

**High School:** Played at Trinity Christian School in Cedar Hill, Texas for Troy Williams ... Rushed for 1,251 yards and 18 touchdowns as a senior ... Added 19 receptions for 456 yards and six scores ... Helped team to perfect 14-0 record and 2018 state championship ... Four-star prospect according to Rivals ... No. 44 player in Texas ... No. 20 running back in country ... Rated three stars by 247 Sports ... No. 59 player in Texas ... No. 29 running back nationally ... Rated three stars by ESPN ... No. 105 in Texas ... No. 51 running back nationally ... Ran for 1,193 yards and 18 touchdowns during junior season ... Earned the District 7-6A Co-Offensive Newcomer of the Year as a sophomore at Grand Prairie (Texas) High School ... Had 538 rushing yards and nine touchdowns as a sophomore.

**Personal:** Son of Toya Green and Dion Jones ... health, kinesiology and leisure studies major.

# PLAYERS

## Q. JONES CAREER STATISTICS

### RUSHING

YEAR	G/GS	ATT	YD	AVG	TD	LP/OPPONENT
2019	4/0	13	103	7.9	2	61/UTSA
2020	7/1	34	124	3.6	0	15/at TTU
2022	13/3	92	462	5.0	7	27/vs. UAlbany
<b>CAREER</b>	<b>30/4</b>	<b>139</b>	<b>689</b>	<b>5.0</b>	<b>9</b>	<b>61/UTSA</b>

### RECEIVING

YEAR	G/GS	REC	YD	AVG	TD	LP/OPPONENT
2019	4/0	0	0	0.0	0	--
2020	7/1	14	57	4.1	0	8/OSU
2022	14/3	23	135	5.9	0	25/at West Virginia
<b>CAREER</b>	<b>30/4</b>	<b>37</b>	<b>192</b>	<b>5.2</b>	<b>0</b>	<b>25/at West Virginia</b>

### Q. JONES' CAREER BESTS

#### RUSHING

Attempts: 21, at Texas Tech (11/14/20)  
Yards: 86, at Texas Tech (11/14/20)  
Touchdowns: 2, at BYU (9/10/22)  
Longest Rush: 61, vs. UTSA (9/7/19)

#### RECEIVING

Receptions: 8, vs. Oklahoma State (12/12/20)  
Receiving Yards: 37, 2x, last at West Virginia (10/13/22)  
Longest Reception: 25, at West Virginia (10/13/22)

## Q. JONES' GAME-BY-GAME RUSHING STATS

DATE	OPPONENT	ATT	YDS	Avg.	TD	TD YDS
8/31/19	SFA	3	5	1.7	0	--
9/7/19	UTSA	2	63	31.5	1	61
9/21/19	at Rice			DID NOT PLAY		
9/28/19	IOWA STATE			DID NOT PLAY		
10/5/19	at Kansas State			DID NOT PLAY		
10/12/19	TEXAS TECH			DID NOT PLAY		
10/19/19	at Oklahoma State			DID NOT PLAY		
10/31/19	WEST VIRGINIA			DID NOT PLAY		
11/9/19	at TCU			DID NOT PLAY		
11/16/19	OKLAHOMA			DID NOT PLAY		
11/23/19	TEXAS			DID NOT PLAY		
11/30/19	at Kansas	8	35	4.4	1	7
12/7/19	vs. Oklahoma	0	0	0.0	0	--
1/1/20	vs. Georgia			DID NOT PLAY		

DATE	OPPONENT	ATT	YDS	Avg.	TD	TD YDS
9/26/20	KANSAS	0	0	0.0	0	--
10/3/20	at WVU	0	0	0.0	0	--
10/24/20	at Texas	0	0	0.0	0	--
10/31/20	TCU	0	0	0.0	0	--
11/7/20	at Iowa State	6	16	2.7	0	--
11/14/20	at Texas Tech	21	86	4.1	0	--
11/28/20	KANSAS STATE			DID NOT PLAY		
12/5/20	at Oklahoma			DID NOT PLAY		
12/12/20	OKLAHOMA STATE	7	22	3.1	0	--

DATE	OPPONENT	ATT	YDS	Avg.	TD	TD YDS
9/3/22	UAlbany	6	59	9.8	1	27
9/10/22	at BYU	16	67	4.2	2	1, 7
9/17/22	TEXAS STATE	1	5	5.0	0	--
9/24/22	at Iowa State	2	10	5.0	0	--
10/1/22	OKLAHOMA STATE	4	21	5.3	0	--
10/13/22	at West Virginia	10	44	4.4	1	4
10/22/22	KANSAS	9	71	7.9	0	--
10/29/22	at Texas Tech	8	38	4.8	1	17
11/5/22	at Oklahoma	9	47	5.2	1	10
11/12/22	KANSAS STATE	3	11	3.7	0	--
11/19/22	TCU	5	30	6.0	1	10
11/25/22	at Texas	14	45	3.2	0	--
12/2/22	vs. Air Force	5	14	2.8	0	--

## Q. JONES' GAME-BY-GAME RECEIVING STATS

DATE	OPPONENT	REC	YDS	AVG	TD	TD YDS
8/31/19	SFA	0	0	0.0	0	--
9/7/19	UTSA	0	0	0.0	0	--
9/21/19	at Rice			DID NOT PLAY		
9/28/19	IOWA STATE			DID NOT PLAY		
10/5/19	at Kansas State			DID NOT PLAY		
10/12/19	TEXAS TECH			DID NOT PLAY		
10/19/19	at Oklahoma State			DID NOT PLAY		
10/31/19	WEST VIRGINIA			DID NOT PLAY		
11/9/19	at TCU			DID NOT PLAY		
11/16/19	OKLAHOMA			DID NOT PLAY		
11/23/19	TEXAS			DID NOT PLAY		
11/30/19	at Kansas	0	0	0.0	0	--
12/7/19	vs. Oklahoma	0	0	0.0	0	--
1/1/20	vs. Georgia			DID NOT PLAY		

DATE	OPPONENT	REC	YDS	AVG	TD	TD YDS
9/26/20	KANSAS	0	0	0.0	0	--
10/3/20	at West Virginia	0	0	0.0	0	--
10/24/20	at Texas	0	0	0.0	0	--
10/31/20	TCU	0	0	0.0	0	--
11/7/20	at Iowa State	4	13	3.3	0	--
11/14/20	at Texas Tech	2	7	3.5	0	--
11/28/20	KANSAS STATE			DID NOT PLAY		
12/5/20	at Oklahoma			DID NOT PLAY		
12/12/20	OKLAHOMA STATE	8	37	4.6	0	--

DATE	OPPONENT	REC	YDS	AVG	TD	TD YDS
9/3/22	UAlbany	1	3	3.0	0	--
9/10/22	at BYU	3	17	5.7	0	--
9/17/22	TEXAS STATE	0	0	0.0	0	--
9/24/22	at Iowa State	1	8	8.0	0	--
10/1/22	OKLAHOMA STATE	2	12	6.0	0	--
10/13/22	at West Virginia	2	37	18.5	0	--
10/22/22	KANSAS	2	3	1.5	0	--
10/29/22	at Texas Tech	2	18	9.0	0	--
11/5/22	at Oklahoma	2	15	7.5	0	--
11/12/22	KANSAS STATE	1	0	0.0	0	--
11/19/22	TCU	1	4	4.0	0	--
11/25/22	at Texas	6	18	3.0	0	--
12/2/22	vs. Air Force	0	0	0.0	0	--



# 51

## KYLER JORDAN

OLB • 6-2 • 233 • RFR. • RS  
LUBBOCK, TEXAS (COOPER HS)

**2022 (Freshman):** Redshirted the season after playing in three games ... Had a tackle in the season opener vs. UAlbany ... Saw action vs. Texas State and in the Armed Forces Bowl vs. Air Force.

**High School:** Prepped at Lubbock Cooper High School under head coach Chip Darden ... Helped team to a 13-2 record and the Class 5A state semifinals in 2021 ... 2021 District 3-5A Division II Co-MVP ... Texas Sports Writers Association All-State First Team member in 2021...Recorded 94 tackles, 15 tackles for loss, eight sacks, two forced fumbles, one interception and one fumble recovery ... Was named the 2022 Lone Star Varsity Player of the Year ... Two-time District 3-5A Division II Defensive MVP ... Texas Sports Writers Association All-State Third Team member in 2020 ... Recorded 62 total tackles, 14 tackles for loss, 6.5 sacks and forced one fumble in helping Cooper reach the regional finals in 2020 ... A consensus three-star prospect by each of the three major recruiting sites ... Rated the No. 61 edge player in the country by 247Sports ... No. 158 prospect in Texas according to 247Sports ... Ranked as the No. 104 defensive end in ESPN ... Dave Campbell's Texas Football No. 94 overall prospect in Texas and No. 7 outside linebacker ... Helped lead baseball team to the 5A regional semi-finals in 2022 ... Texas High School Baseball Association First-Team All-State at 1B ... Batted .431, collected 59 hits, eight doubles, eight triples, and seven home runs ... Was academic all-state in football and baseball and Mr. LCHS ... Chose Baylor over Texas Tech, West Virginia, Arizona and Cincinnati, among others.

**Personal:** Son of Dustin and Laura Jordan.



# PLAYERS



**93**

**DK KALU**

DL • 6-4 • 269 • FR. • HS  
MISSOURI CITY, TEXAS (RIDGE POINT HS)

**High School:** Consensus three-star prospect ... Tabbed as the No. 23 defensive lineman in the nation and No. 69 overall player in Texas by Rivals ... Ranked the No. 77 defensive lineman in the nation and No. 114 overall player in the state of Texas by 247Sports ... Recorded 93 total tackles during career at RPHS, including 16 TFL's and three sacks ... Also collected one interception, one pass breakup and a QB hurry during prep career ... Unanimous All-District 20-6A First Team selection in 2022 ... As a senior in 2022, made 45 total tackles, 38 of which were solo, including 10 tackles for loss, two sacks and recovered one fumble ... Was limited to just two games in 2021 due to injury ... Unanimous All-District 20-6A First Team selection as a sophomore in 2020 ... All-District 20-6A Second Team as a freshman in 2019 ... Also competes in shot put and discus, throwing a 48-11.5 shot and 129-1 disc as a sophomore ... Father, N.D., played 12 seasons in the NFL as a defensive end for Philadelphia, Washington and Houston ... Chose Baylor over offers from Georgia Tech, Houston, Iowa State, Kansas State, SMU, TCU and UTSA, among others.



**52**

**COREY KELLY**

OLB • 6-3 • 212 • FR. • HS  
KEMAH, TEXAS (CLEAR FALLS HS)

**High School:** Led the Knights to the first district championship in school history his senior year with 76 tackles, eight TFLs and three sacks ... Recovered two fumbles and blocked one field goal in helping team to advance to the area round of the UIL State Football playoffs his senior season ... 2022 unanimous first team All-District outside linebacker ... Tabbed 97 tackles, 16 for loss and four sacks in his junior season at Clear Falls ... Unanimous first-team selection to the All-District 24-6A team ... Reached the regional finals with the Knights his sophomore season after 69 tackles, seven TFLs and one sack ... Ranked No. 7 among edge defenders in the state by Dave Campbell's Texas Football ... Chose Baylor over Houston, Memphis, Missouri, Texas Tech, Utah and UTSA.



**17**

**LANDRY KINNE**

WR • 6-0 • 187 • RJR. • TR  
WACO, TEXAS (LA VEGA HS / TYLER JC)

**2022 (Junior):** Redshirted the season as a reserve quarterback ... Did not see action.  
**Previous School:** Played in eight games, throwing for 446 yards with three TDs and two interceptions, completing 33 of 66 passes ... Rushed 23 times for 110 yards ... As a freshman in 2020, shined in a May 8 matchup at Blinn CC, getting his first-career start and throwing for 320 yards on 21 of 35 passes with three TDs and two interceptions ... Also rushed six times for 43 yards in the win over Blinn, which was played with 20 mph winds at the backs of Tyler JC in the first and fourth quarters.

**High School:** Starred at La Vega High School, helping lead his team to the state championship game in 2019 ... Was rated by Waco Tribune-Herald as the 10th best recruit in Central Texas in 2020 class.

**Personal:** Son of Gary Joe Kinne, who played linebacker at Baylor from 1986-89, and later served on the coaching staff ... Brother of Texas State head coach GJ Kinne, a former star at Gilmer High School and Tulsa.



**48**

**MATTHEW KLOPFENSTEIN**

TE • 6-5 • 241 • FR. • HS  
SCOTTSDALE, ARIZ. (HORIZON HS)

**High School:** Star tight end at Horizon High School in Scottsdale, Ariz. ... Totaled 42 catches for 652 yards and six TDs in 12 games in 2022 ... A four-star prospect by 247Sports, rated as the 19th best tight end in the nation and the eighth-best prospect in Arizona ... Rated as a four-star prospect by ESPN, tabbed as the 12th best TE in the nation and the eighth-best overall prospect in the state ... Tabbed by Rivals as a three-star prospect, the 11th best prospect in the state and the 38th best tight end ... Had 45 catches for 575 yards and 10 TDs as a junior in 2021 to earn The Arizona Republic All-Arizona honors, leading the Huskies to the 5A State Championship ... Grabbed 17 catches for 174 yards as a sophomore ... Had three catches for 23 yards as a freshman ... Chose Baylor over UCLA, Arizona, Arizona State, Michigan, Tennessee, Oregon State and Cal.



**49**

**TREY LAURENCE**

LB • 6-0 • 210 • FR. • HS  
SAN ANTONIO, TEXAS (REAGAN HS)

**High School:** Prepped at South Texas powerhouse Reagan High School ... Had 98 tackles, five sacks and two interceptions in 2022 ... Led Reagan to an 8-3 record.

**Personal:** Son of former Baylor standout Donnie Laurence Jr., who lettered from 1992-95, and grandson of Donnie Laurence, who played at BU from 1962-65.



**97**

**COOPER LANZ**

DL • 6-3 • 278 • RSO. • 1L  
DENTON, TEXAS (GUYER HS)

**2022 (RS Freshman):** Named First-Team Academic All-Big 12 ... Played in 12 games off the bench, only missing the contest at No. 21 BYU ... Had two tackles in win over UAlbany and Texas State, adding one at Iowa State ... Finished the year with five tackles.

**2021 (Freshman):** Redshirted ... Did not appear in any games.

**High School:** Prepped at Denton Guyer High School for coach Rodney Webb ... helped team to 8-2 record in 2020 ... 88 tackles and 15.0 TFL as a senior ... Tallied 8.0 sacks with 15 QB hurries and one forced fumble ... All-District honoree ... Helped team to Class 6A state finals as a junior ... 80 tackles, 24.0 TFL and 7.0 sacks in 2019 ... No. 145 in Texas according to 247 Sports ... Three-star prospect ... ESPN also rated as a three-star recruit ... Dave Campbell's Texas Football No. 114 in Texas ... No. 84 on Dallas Morning-News Top 100 for Class of 2021 ... Also played baseball.

**Personal:** Son of John and Nancy Lanz ... brother John is an offensive lineman at TCU ... pre-business major.

# PLAYERS




**20**  
**DEVIN LEMEAR**  
S • 5-11 • 186 • RS0. • 1L  
MANOR, TEXAS (MANOR HS)

**2022 (RS Freshman):** Named All-Big 12 Honorable Mention by the league coaches and also earned votes for Big 12 Defensive Freshman of the Year ... Tabbed First-Team Academic All-Big 12 ... Started at safety in 13 games ... Totaled 57 tackles with two tackles for a loss, two interceptions, two fumble recoveries and four pass break-ups ... Made collegiate debut vs. UAlbany in the season opener ... Had a tackle for a loss at No. 21 BYU ... Finished with three tackles vs. Texas State ... Had four stops and a pass break-up at Iowa State ... Finished with three stops vs. No. 7 Oklahoma State ... Had seven tackles at West Virginia ... Recovered first career fumble – returning it 18 yards – while totaling three tackles, and a tackle for a loss, in a win over Kansas ... Had five tackles, two pass break-ups and returned an interception 21 yards in a 45-17 rout of Texas Tech in Lubbock ... Had eight stops and returned an interception 31 yards in a win at Oklahoma ... Had four tackles vs. No. 19 Kansas State ... Had a season-best nine tackles vs. No. 4 TCU, breaking up one pass ... Finished with seven tackles at No. 23 Texas, also recovering a fumble ... Had three tackles in the Armed Forces Bowl vs. Air Force.

**2021 (Freshman):** Redshirted ... Appeared in four games ... Made collegiate debut against Texas Southern (9/11), recorded his career-first and set a career high in tackles (2) ... Played but did not record a stat at Kansas (9/18), vs. Iowa State (9/25) and vs. Ole Miss (1/1).

**High School:** Prepped at Manor High School for coach James Keller ... 54 tackles with one interception in 2020 ... Three PBU and one TFL ... Also returned four kickoffs for 100 yards ... All-District honoree ... 59 tackles and two interceptions as a junior ... helped team to 8-6 record and Class 5A Division I quarterfinals ... Rated three stars by 247 Sports ... No. 142 in Texas ... No. 76 safety nationally ... Rivals rated a three-star recruit ... ESPN's No. 97 player in Texas ... Three-star recruit ... Dave Campbell's Texas Football ranked as No. 75 player in Texas and No. 3 safety in the state ... Also played basketball ... Picked Baylor over TCU and Texas.

**Personal:** Son of Darryl and Frances Lemear ... computer science major ... early enrollee.



**62**  
**RYAN LENGYEL**  
OL • 6-5 • 299 • RS0. • SQ  
DALLAS, TEXAS (JESUIT PREP)

**2022 (RS Freshman):** Second-Team Academic All-Big 12 ... Played in one game, coming off the bench in the season-opening win over UAlbany.

**2021 (Freshman):** Did not appear in any games.

**High School:** Starred at Jesuit College Preparatory School of Dallas for coach Brandon Hickman ... Helped team to 6-4 record as a senior ... 41 pancake blocks and 15 knockdowns in 2020 ... Key piece of a potent offense that averaged more than 45 points per game and 432.8 yards per game ... Part of offensive line that allowed just 11 total sacks in 10 games ... 247 Sports rated a three-star prospect ... No. 161 in Texas ... No. 94 offensive tackle nationally ... A three-star prospect according to Rivals ... No. 48 offensive tackle in the country ... ESPN rated as a three-star recruit ... Picked Baylor over Texas.

**Personal:** Son of Craig and Kathryn Lengyel ... pre-business major ... Eagle Scout.



**48**  
**TREVEN MA'AE**  
DL • 6-5 • 296 • RJR. • TR  
LAS VEGAS, NEV. (BISHOP GORMAN HS | OREGON)

**Previous School:** Played in 29 games over four years at Oregon on the defensive line, logging 13 games in 2022, 14 in 2021 and two during the COVID-19 impacted seven-game OU season in 2020 ... Redshirted the 2019 season ... In 2022, played in all 13 games, finishing with 12 tackles, two tackles for a loss, one sack and a pass break-up ... Had a tackle in eight of 13 games with four multiple-tackle outings ... Broke up a pass vs. No. 3 Georgia in the season lid-lifter ... Had a sack in a comeback win at Washington State and had a tackle for a loss in a win over Stanford ... Totaled 213 snaps on defense and had 16 on special teams ... In 2021, played in all 14 games, with a pair of starts ... Had 20 tackles, including two for a loss and 1.5 sacks ... Had a career-best three tackles vs. Fresno State, Arizona, Cal and Colorado ... Had first career sack vs. Arizona ... Had a tackle for a loss vs. Cal ... Had half a sack and three stops vs. Colorado ... Played 243 total snaps, including 217 on defense in 2021 ... Given a 70.3 run-defense grade from Pro Football Focus.

**High School:** A four-star prospect, who was rated as the No. 52 defensive end in the nation and the No. 2 player in Nevada by ESPN ... Rated No. 44 nationally among weakside defensive ends and No. 3 in Nevada by 247Sports ... Rivals rated as the No. 47 weakside defensive end and the No. 5 player in the state ... Played for Team Makai in the 2019 Polynesian Bowl ... Finished his high school career as a senior at Bishop Gorman High School in Las Vegas, Nev., after playing his first three seasons as Kapolei High School in Hawaii ... Named first-team All-Nevada by USA Today as a senior and first-team All-Southwest League ... Had 44 tackles, including 14 for a loss and eight sacks as a senior ... Had at least half a tackle for a loss in 11 of his 14 games, leading his team to the Nevada 4A State Championship ... Went for two sacks, nine tackles and 3.5 tackles for a loss in an outing vs. Foothill High School ... Was coached by Kenny Sanchez at Bishop Gorman ... Named honorable mention All-Hawaii by ScoringLive and honorable mention all-state by the Honolulu Star Advertiser as a junior at Kapolei High School ... Named second-team All-Oahu ... Had six sacks and 8.5 tackles for a loss as a junior ... As a sophomore, had 23 tackles and five sacks ... Had offers out of high school including Oregon, Arizona State, Duke, Hawaii, Louisville, Nebraska, Oklahoma, TCU, USC, Utah, Virginia and Washington.

MA'AE CAREER STATISTICS										
DEFENSIVE at Oregon										
YEAR	G/GS	UT	AT	TT	TFL-YD	QBS-YD	FF/FR	QBH	INT-YD	
2020	2/0	0	0	0	0.0-0	0.0-0	0/0	0	0-0	
2021	14/2	6	14	20	2.0-5	1.5-4	0/0	0	0-0	
2022	13/0	5	7	12	2.0-9	1.0-8	0/0	0	0-0	
<b>CAREER</b>	<b>29/2</b>	<b>11</b>	<b>21</b>	<b>32</b>	<b>4.0-14</b>	<b>2.5-12</b>	<b>0/0</b>	<b>0</b>	<b>0-0</b>	

## LEMEAR CAREER STATISTICS

### DEFENSIVE

YEAR	G/GS	UT	AT	TT	TFL-YD	QBS-YD	FF/FR	PBU	INT-YD
2021	4/0	2	0	2	0.0-0	0.0-0	0/0	0	0-0
2022	13/13	35	22	57	2.0-3	0.0-0	0/2	4	2-52
<b>CAREER</b>	<b>17/13</b>	<b>37</b>	<b>22</b>	<b>59</b>	<b>2.0-3</b>	<b>0.0-0</b>	<b>0/2</b>	<b>4</b>	<b>2-52</b>

### LEMEAR'S CAREER BESTS

Tackles: 9, vs. TCU (11/19/22)  
Solo Tackles: 7, vs. TCU (11/19/22)  
Tackles-For-Loss: 1.0, 2x, last vs. Kansas (10/22/22)  
Pass Breakups: 2, at Texas Tech (10/29/22)  
Interceptions: 1, 2x, last at Oklahoma (11/5/22)  
Fumble Recoveries: 1, 2x, last at Texas (11/25/22)

### LEMEAR'S GAME-BY-GAME DEFENSIVE STATS

DATE	OPPONENT	UT	AT	TT	PD	INT-YDS
9/3/22	UALBANY	0	0	0	0	0-0
9/10/22	at BYU	1	0	1	0	0-0
9/17/22	TEXAS STATE	2	1	3	0	0-0
9/24/22	at Iowa State	0	4	4	1	0-0
10/1/22	OKLAHOMA STATE	1	2	3	0	0-0
10/13/22	at West Virginia	5	2	7	0	0-0
10/22/22	KANSAS	3	0	3	0	0-0
10/29/22	at Texas Tech	4	1	5	2	1-21
11/5/22	at Oklahoma	3	5	8	0	1-31
11/12/22	KANSAS STATE	3	1	4	0	0-0
11/19/22	TCU	7	2	9	1	0-0
11/25/22	at Texas	4	3	7	0	0-0
12/22/22	vs. Air Force	2	1	3	0	0-0

# PLAYERS



**73**

**GEORGE MAILE**

**OL • 6-3 • 304 • RFR. • RS**  
**SOUTH JORDAN, UTAH (BINGHAM HS)**

**2022 (Freshman):** Played in one game, the season-opening win over UAlbany.  
**High School:** Played at Bingham High School in South Jordan, Utah, for head coach Dave Peck ... Helped Bingham to a 7-5 record and the second round of the playoffs in 2021 ... Selected to participate in the Polynesian Football Hall of Fame's Polynesian Bowl in January ... Rated as a four-star prospect by ESPN and 247Sports ... Rated as a three-star prospect by Rivals ... Ranked as the No. 7 offensive guard in the country by ESPN ... Ranked as the No. 7 prospect in the state of Utah by 247Sports ... Ranked as the No. 16 interior offensive lineman in the country by 247Sports... Chose Baylor over USC, UCLA, BYU, Utah, TCU, Oregon, Nebraska and Tennessee, among others.  
**Personal:** Son of Ema Maile.



**58**

**JADEN MARONEN**

**LB • 5-10 • 226 • RSO. • SQ**  
**KATY, TEXAS (KATY HS)**

**2022 (RS Freshman):** Did not see game action.  
**2021 (Freshman):** Did not appear in any games.  
**High School:** Played for coach Gary Joseph at Katy High School ... Helped team to 13-1 record and state championship in 2020 ... 82 total tackles with 9.0 TFL and 4.5 sacks ... Also forced one fumble and recorded one fumble ... 12 QB hurries ... Second-Team All-District selection ... Also competed in track and field.  
**Personal:** Son of Jeff and Julie Maronen ... has three siblings: Jada, Kalyn and Kendall ... majoring in health science studies.



**54**

**DAVID MARSHALL JR.**

**DL • 6-0 • 275 • SO. • TR**  
**WAXAHACHIE, TEXAS (WAXAHACIE HS / NAVARRO CC)**

**Previous School:** Joined Baylor in the spring of 2023 after serving in the military ... Age of 25 (Born Nov. 11, 1997) makes him the 11th-oldest player in college football and the third-oldest non punter or kicker in the nation ... Prepped at Waxahachie High School and previously played at Navarro College.



**35**

**JACKIE MARSHALL**

**DL • 6-3 • 265 • RSO. • 1L**  
**LAPLACE, LOUISIANA (EAST ST. JOHN HS)**

**2022 (RS Freshman):** Named Second-Team Academic All-Big 12 ... Played in 12 of 13 games with one start ... Saw significant time at the JACK position ... Totaled 22 tackles, with two for a loss, one fumble recovery, with two QB hurries and three pass break-ups ... Only missed the game at No. 21 BYU ... Made collegiate debut with a pass break-up in a season-opening win over UAlbany ... Had two tackles vs. Texas State and vs. No. 7 Oklahoma State ... Had a tackle at West Virginia and a tackle and forced fumble in a win over Kansas ... Finished with two tackles, a tackle for a loss and two QB hurries in a rout at Texas Tech ... Had three tackles at Oklahoma ... Notched a season-best four tackles and a pass break-up vs. No. 19 Kansas State ... Finished with three tackles vs. No. 4 TCU ... Had three stops and a pass break-up at No. 23 Texas ... Had a tackle for a loss vs. Air Force in the Armed Forces Bowl.

**2021 (Freshman):** Redshirted ... Did not appear in any games.  
**High School:** Starred at East St. John High School in Reserve, La. for coach Brandon Brown ... Helped team to 8-2 record as a senior ... Two-time First-Team All-District honoree ... 70 tackles and 24 TFL in 2020 ... Added 13.5 sacks and one forced fumble ... Also rushed 22 times for 117 yards and two scores ... Returned one kickoff 72 yards for a touchdown ... Rated three stars by 247 Sports ... No. 16 in Louisiana ... No. 16 inside linebacker nationally ... Rivals rated as a three-star recruit ... No. 19 in Louisiana ... ESPN ranked him No. 19 in state of Louisiana ... Three-star prospect ... Picked Baylor over Arkansas and Arizona.

**Personal:** Son of Lisa Marshall ... undecided on major.

**MARSHALL'S CAREER STATISTICS**

**DEFENSIVE**

YEAR	G/GS	UT	AT	TT	TFL-YD	QBS-YD	FF/FR	QBH	INT-YD
2022	12/1	15	7	22	2.0-7	0.0-0	1/1	2	0-0

**MARSHALL'S CAREER BESTS**

Tackles: 4, vs. Kansas State (11/12/22)  
Solo Tackles: 3, vs. Kansas State (11/12/22)  
Tackles-For-Loss: 1.0, twice, last vs. Air Force (12/22/22)  
Sacks: N/A  
QB Hurries: 2, at Texas Tech (10/29/22)  
Forced Fumbles: 1, vs. Kansas (10/22/22)  
Fumble Recoveries: 1, vs. Kansas (10/22/22)

**MARSHALL'S GAME-BY-GAME DEFENSIVE STATS**

DATE	OPPONENT	UT	AT	TT	TFL-YDS	QBS-YDS
9/3/22	UALBANY	0	0	0	0.0-0	0.0-0
9/10/22	at BYU				DID NOT PLAY	
9/17/22	TEXAS STATE	2	0	2	0.0-0	0.0-0
9/24/22	at Iowa State	0	0	0	0.0-0	0.0-0
10/1/22	OKLAHOMA STATE	1	1	2	0.0-0	0.0-0
10/13/22	at West Virginia	1	0	1	0.0-0	0.0-0
10/22/22	KANSAS	1	0	1	0.0-0	0.0-0
10/29/22	at Texas Tech	2	0	2	1.0-2	0.0-0
11/5/22	at Oklahoma	1	2	3	0.0-0	0.0-0
11/12/22	KANSAS STATE	3	1	4	0.0-0	0.0-0
11/19/22	TCU	2	1	3	0.0-0	0.0-0
11/25/22	at Texas	1	2	3	0.0-0	0.0-0
12/22/22	vs. Air Force	1	0	1	1.0-5	0.0-0



## PLAYERS



15

**RJ MARTINEZ**

QB • 6-0 • 204 • JR. • TR

AUSTIN, TEXAS (WESTWOOD HS / NORTHERN ARIZONA)

**Previous School:** Played in 19 games at Northern Arizona, where he threw for 4,590 yards with 30 TDs and 10 interceptions ... Was 430-for-673 in career, with 241.6 yards per game, rushing for 255 yards and 13 TDs ... In 2022, played in 11 games, completing 294-of-453 passes for 2,877 yards with 16 TDs and eight interceptions, also rushing for eight TDs and 68 yards on 70 totes ... Opened the year going 18-of-28 for 92 yards and two interceptions at Arizona State ... Was 27-for-41 for 214 yards and a rushing TD at Sam Houston ... Threw for 324 yards and two scores on 33-of-47 passing, adding 29 rushing yards ... Threw for 127 yards and a score vs. Idaho ... Was 30-for-43 for 318 yards with two TDs passing and two rushing scores at Portland State ... Threw for 359 yards with three passing scores and one rushing score on 31-for-44 passing vs. Cal Poly ... Was 25-of-48 for 309 yards and a score at UC Davis ... Threw for 172 yards and had a rushing and passing TD at Idaho State ... Was 34-for-46 for a season-high 452 yards and three TDs – adding a rushing score – vs. Montana State ... Was 27-of-41 for 226 yards at Northern Colorado ... Was 31-for-43 with three TDs vs. Weber State ... Was named 2022 Phil Steele and The Bluebloods Preseason All-Big Sky Conference ... In 2021, played in eight games with seven starts as a true freshman, throwing for 1,713 yards on 136-of-220 passing with 14 TDs and just two interceptions, also rushing for 187 yards and five scores ... Was named Big Sky Conference Freshman of the Year, finishing sixth in the Jerry Rice Award voting, given to the nation's top FCS freshman ... His 0.91 interception percentage set a new program standard ... Collegiate debut came in NAU's 21-19 win over Arizona, leading the Lumberjacks to their first win over a Pac-12 foe and their first win over Arizona since 1932 ... Threw a nine-yard TD with just under eight minutes left to give NAU the eventual game-winning score at UA ... Tossed for 417 yards against Southern Utah ... Had five TD passes vs. Southern Utah ... Had a 41-yard TD rush vs. Idaho State and was named Big Sky Conference Player of the Week ... Rushed for a pair of scores vs. Southern Utah, earning FCS National Performer of the Week honors ... Named Big Sky Conference All-Academic Team in 2021.

**High School:** Starred at Austin's Westwood High School, serving as a starter for three years and was twice a team captain ... Threw for 7,608 yards and 67 TDs in three seasons and rushed for 1,612 yards and 28 scores ... In 2020, threw for 2,538 yards and 22 TDs in nine games ... Threw for 510 yards and four TDs vs. Round Rock ... As a junior, had a 602-yard passing outing with seven TDs vs. Cedar Ridge, adding 186 yards rushing with three TDs ... Also tied Kyler Murray's record with 50 completions in a game ... A three-time first-team All-District selection, earning honorable mention all-state honors as a junior and district MVP accolades as a senior ... Named first-team all-academic three times and earned second-team academic all-state.



39

**MICHAEL MASTRODICASA**

S • 6-0 • 196 • RS0. • SQ

AUSTIN, TEXAS (VANDEGRIFT HS)

**2022 (RS Freshman):** Played in three games, seeing time at UAlbany, at No. 23 Texas and vs. Air Force in the Armed Forces Bowl.

**2021 (Freshman):** Redshirted ... Did not appear in any games.

**High School:** Played at Vandegrift High School for coach Drew Sanders ... Led team to 9-3 record and trip to state quarterfinals as a senior ... Finished season with 103 tackles, averaging 9.3 per game ... All-District and Academic All-State pick in 2020 ... As a junior, helped team to 11-1 record and a trip to area championship ... Also ran track.

**Personal:** Son of Bill and Vicki Mastrodicasa ... has three siblings: William, Matthew and Katelin ... exercise physiology major.



18

**BRAYSON McHENRY**

QB • 5-11 • 193 • RFR. • RS

TEXARKANA, TEXAS (TEXARKANA HS)

**2021 (Freshman):** Redshirted the season.

**High School:** Played at Texas High in Texarkana for Gerry Stanford ... Led Texas High to a 12-1 record and an undefeated district championship as a senior ... Threw for 1,693 yards and 14 touchdowns in his senior season ... Recorded 27 TDs on the ground, with 1,968 yards rushing.



41

**BROOKS MILLER**

LB • 6-1 • 234 • RJR. • 2L

WEST MONROE, LA. (WEST MONROE HS)

**2022 (RS Sophomore):** Named a First-Team Academic All-Big 12 selection ... Played in 10 games with one start ... Totaled 20 tackles with 1.5 tackles for a loss, owning one sack and two pass break-ups ... Missed the first two games of the year before making season debut with five tackles, one sack and 1.5 tackles for a loss in a win over Texas State ... Made a stop at Iowa State ... Had three tackles vs. No. 7 Oklahoma State ... Made a tackle with a pass break-up at West Virginia, also adding a stop vs. Kansas ... Made two tackles with a pass break-up at Texas Tech ... Had a tackle at Oklahoma ... Made three stops vs. No. 19 Kansas State, seeing action vs. No. 4 TCU ... Made first career start with three tackles at No. 23 Texas.

**2021 (RS Freshman):** Appeared in 10 games ... Academic All-Big 12 First Team ... Tallied seven tackles and a tackle for loss ... Played but did not record a stat at Texas State (9/4) ... Had four tackles including his career-first tackle for loss against Texas Southern (9/11) ... Tallied one tackle at Kansas (9/18) ... Did not play vs. Iowa State (9/25) ... Played but did not record a stat at Oklahoma State (10/2) and West Virginia (10/9) ... Did not play against BYU (10/16) or Texas (10/30) ... Played but did not record a stat at TCU (11/6) ... Did not play vs. Oklahoma (11/13) ... Played but did not record a stat at Kansas State (11/20) ... Made two solo tackles against Texas Tech (11/27) ... Played but did not record a stat vs. Oklahoma State (12/4) or Ole Miss (1/1).

**2020 (Freshman):** Redshirt.

**High School:** Played at West Monroe (La.) High School for coach Jerry Arledge ... Led team to 12-2 record in 2019 ... 66 tackles, five breakups and 2.0 TFL ... Two interceptions and one forced fumble ... Blocked a punt ... Preseason All-State as a senior ... Helped team to state championship appearance and a 14-1 record as a junior ... 56 tackles and seven interceptions in 2018 ... Honorable Mention All-State selection ... 51 tackles and six interceptions as a sophomore ... 247 Sports' No. 65 player in Louisiana ... ESPN ranks as No. 57 in Louisiana ... Also played soccer ... Picked Baylor over TCU.

**Personal:** Son of Becky and Kevin Miller ... has one brother, Jordan ... health, kinesiology and leisure studies major.

**B. MILLER'S CAREER STATISTICS****DEFENSIVE**

YEAR	G/GS	UT	AT	TT	TFL-YD	QBS-YD	FF/FR	PBU	INT-YD
2021	10/0	6	1	7	1.0-2	0.0-0	0/0	0	0-0
2022	10/1	11	9	20	1.5-9	1.0-9	0/0	2	0-0
<b>CAREER</b>	<b>20/1</b>	<b>17</b>	<b>10</b>	<b>27</b>	<b>2.5-11</b>	<b>1.0-9</b>	<b>0/0</b>	<b>2</b>	<b>0-0</b>



# PLAYERS

## B. MILLER'S GAME-BY-GAME DEFENSIVE STATS

DATE	OPPONENT	UT	AT	TT	TFL-YDS	QBS-YDS
9/3/22	UALBANY				DID NOT PLAY	
9/10/22	at BYU				DID NOT PLAY	
9/17/22	TEXAS STATE	3	2	5	1.5-9	1.0-9
9/24/22	at Iowa State	1	0	1	0.0-0	0.0-0
10/1/22	OKLAHOMA STATE	1	2	3	0.0-0	0.0-0
10/13/22	at West Virginia	0	1	1	0.0-0	0.0-0
10/22/22	KANSAS	1	0	1	0.0-0	0.0-0
10/29/22	at Texas Tech	1	1	2	0.0-0	0.0-0
11/5/22	at Oklahoma	1	0	1	0.0-0	0.0-0
11/12/22	KANSAS STATE	3	0	3	0.0-0	0.0-0
11/19/22	TCU	0	0	0	0.0-0	0.0-0
11/25/22	at Texas	0	3	3	0.0-0	0.0-0
12/22/22	vs. Air Force				DID NOT PLAY	

### B. MILLER'S CAREER BESTS

Tackles: 5, vs. Texas State (9/17/22)  
Solo Tackles: 3, 3x, last vs. Kansas State (11/12/22)  
Tackles for Loss: 1.5, vs. Texas State (9/17/22)  
Sacks: 1.0, vs. Texas State (9/17/22)  
Pass Breakups: 1, 2x, last at Texas Tech (10/29/22)



## 53 EVAN MILLER

OLB • 6-4 • 215 • RSO. • TR  
FT. LAUDERDALE, FLA. (CENTENNIAL HS / NAVARRO CC)

**Previous School:** Played at Navarro College.

**High School:** Prepped at Centennial High School in Tennessee.

**Personal:** Son of Kim Miller and Fred Miller ... has one brother, Grant, who starred on the Baylor offensive line for the last two seasons ... Fred was a four-year letterman at Baylor from 1992-95 and a three-time All-Southwest Conference honoree ... he was a fifth round draft pick in the 1996 NFL Draft by the then St. Louis Rams ... Fred started for more than a decade at offensive tackle in the NFL.



## 82 CODY MLADENKA

TE • 6-4 • 246 • RFR. • RS  
THE WOODLANDS, TEXAS (COLLEGE PARK HS)

**2022 (Freshman):** Played in the season opener vs. UAlbany ... Redshirted the season.

**High School:** Played at College Park High School in The Woodlands, Texas for head coach Lonnie Madison ... Was named First-Team All-District in 2020 and 2021 ... Named Second-Team All-District in 2019 ... Named to 2021 THSCA Academic All-State Second Team ... Rated as a four-star prospect by ESPN ... Rated as a three-star prospect by 247Sports and Rivals ... Named the ninth-best tight end prospect in the class of 2022 according to Dave Campbell's Texas Football ... Threw the shot put and discus and also played baseball in high school ... Chose Baylor over Yale, Dartmouth, Rice, Air Force and Houston, among others.

**Personal:** Son of Phillip and Brooke Mladenka.



## 18 JORDAN NABORS

WR • 5-11 • 182 • SO. • 1L  
ROCKWALL, TEXAS (HEATH HS)

**2022 (Freshman):** Played in nine games with one start ... Caught one pass for four yards and rushed nine times for 63 yards and two TDs ... Returned seven kickoffs for 155 yards (22.1 average) and four punts for 58 yards (14.5 average) ... Had a six-yard rush in the season opener vs. UAlbany and returned three punts for 34 yards ... Had a 24-yard punt return vs. Texas State ... Returned two kickoffs for 43 yards at Iowa State ... Had three kick returns for 69 yards at West Virginia ... Had two rushes for 13 yards and a score in a win over Kansas ... Started in the 45-17 rout of Texas Tech, rushing three times for 11 yards with a four-yard catch ... Rushed three times for 33 yards and a TD, including a 32-yard scamper, in a win at Oklahoma.

**High School:** Played at Heath High School in Rockwall, Texas, for head coach Mike Spradlin ... Totaled 52 receptions for 1,084 yards and 11 touchdowns as a senior ... Caught 111 passes for 2,049 yards in three seasons with the Hawks ... First-Team All-District honoree in 2021... Second-Team All-District honoree in 2020 ... Rated a three-star prospect by each of the three major recruiting sites ... No. 137 player in Texas according to 247Sports ... Ranked the No. 138 wide receiver in the nation by 247Sports ... ESPN's No. 147 player in Texas and No. 149 wide receiver nationally ... Ran track and field in high school, competing in the long jump and relays ... Chose Baylor over Texas Tech, Colorado, Florida State, Michigan State, Mississippi State and Tennessee, among others.

**Personal:** Son of Brittney Petties and Chris Nabors.

### NABORS CAREER STATISTICS

#### RECEIVING

YEAR	G/GS	REC	YD	AVG	TD	LP/OPPONENT
2022	9/1	1	4	4.0	0	4/at Texas Tech

#### RUSHING

YEAR	G/GS	ATT	YD	AVG	TD	LP/OPPONENT
2022	9/1	9	63	7.0	2	32/at Oklahoma

#### KICK RETURNS

YEAR	G/GS	NO	YD	AVG	TD	LP/OPPONENT
2022	9/1	7	155	22.1	0	37/at Oklahoma

#### PUNT RETURNS

YEAR	G/GS	NO	YD	AVG	TD	LP/OPPONENT
2022	9/1	4	58	14.5	0	25/vs. UAlbany

#### NABORS' CAREER BESTS

##### RECEIVING

Receptions: 1, at Texas Tech (10/29/22)  
Receiving Yards: 4, at Texas Tech (10/29/22)  
Touchdowns: N/A  
Longest Reception: 4, at Texas Tech (10/29/22)


##### RUSHING

Attempts: 3, 2x, last at Oklahoma (11/5/22)  
Yards: 33, at Oklahoma (11/5/22)  
Touchdowns: 1, 2x, last at Oklahoma (11/5/22)  
Longest Rush: 32, at Oklahoma (11/5/22)

## PLAYERS

## NABORS' GAME-BY-GAME RUSHING STATS

DATE	OPPONENT	ATT	YDS	Avg.	TD	TD YDS
9/3/22	UALBANY	1	6	6.0	0	--
9/10/22	at BYU			DID NOT PLAY		
9/17/22	TEXAS STATE	0	0	0.0	0	--
9/24/22	at Iowa State	0	0	0.0	0	--
10/1/22	OKLAHOMA STATE	0	0	0.0	0	--
10/13/22	at West Virginia	0	0	0.0	0	--
10/22/22	KANSAS	2	13	6.5	1	10
10/29/22	at Texas Tech	3	11	3.7	0	--
11/5/22	at Oklahoma	3	33	11.0	1	6
11/12/22	KANSAS STATE	0	0	0.0	0	--
11/19/22	TCU			DID NOT PLAY		
11/25/22	at Texas			DID NOT PLAY		
12/22/22	vs. Air Force			DID NOT PLAY		



47

## CALEB PARKER

S • 5-11 • 209 • R.JR. • 1L  
DALLAS, TX (LAKE HIGHLANDS HS)

**2022 (RS Sophomore):** Named First-Team Academic All-Big 12 ... Played in all 13 games, seeing time on special teams ... Made three tackles, including two vs. No. 7 Oklahoma State and one vs. West Virginia.

**2021 (RS Freshman):** Did not appear in any games.

**2020 (Freshman):** Redshirted.

**High School:** Played two varsity seasons at Lake Highlands where he graduated in 2019 ... Helped the Wildcats to a 7-3 record in 2018 and an 8-2 mark in 2019, becoming district champions both years under coach Lonnie Jordan ... Named First Team All-District as a linebacker ... Named Academic All-State.

**Personal:** Son of Richard and Susan Parker ... Has one sister, Abbi ... Majoring in pre-engineering.



49

## JONATHAN NIELSEN

TE • 6-6 • 242 • FR. • HS  
SORØ, DENMARK / JOSHUA [TEXAS] HS

**Previous School:** Attended Slagelse Gymnasium in Denmark and was a starter at Joshua (Texas) High School after only playing football for one month during his study abroad program ... Competed with the Denmark football national team in the U19 European Championship and finished fourth ... Against the Czech Republic in 2022, he recorded five catches for 165 yards and two touchdowns ... Two-year member of the Søllerød Goldiggers club team under head coach Logan Dyksyra and played in back-to-back national championship games.

**Personal:** From Sorø, Denmark ... Studied abroad at Joshua High School in Joshua, Texas ... Has three siblings, Waldemar, Luna and Lauge ... Majoring in kinesiology.



44

## MARK PATTON

TE • 6-4 • 253 • R.JR. • RS  
TYLER, TEXAS (TYLER LEE HS / TYLER JC)

**2022 (Junior):** Played in the season opener vs. UAlbany.

**Previous School:** Played at Tyler Junior College in 2020 where he caught three passes for 59 yards and a touchdown.

**High School:** Prepped by Kurt Traylor at Tyler Lee where he started at quarterback as a junior ... Played quarterback, fullback and punter as a senior ... He was an All-State selection as a fullback in 2019 ... Named to the Academic All-State First Team as a senior.



29

## ROMARIO NOEL

S • 6-3 • 213 • RSO. • 1L  
CYPRESS, TEXAS (CY RANCH HS)

**2022 (RS Freshman):** Played in six games as a reserve cornerback ... Saw action vs. UAlbany, Texas State, Iowa State, Texas Tech, No. 4 TCU and vs. Air Force in the Armed Forces Bowl.

**2021 (Freshman):** Redshirted ... Did not appear in a game.

**High School:** Played at Cy Ranch High School for coach Sean McAuliffe ... Helped team to 7-3 record in 2020 ... Totaled 39 tackles, 3.0 TFL and three pass breakups as a senior ... Also added one sack and two forced fumbles ... All-District honoree ... Racked up 36 tackles as a junior ... Added 4.0 TFL ... No. 115 in Texas according to 247 Sports ... Three-star recruit ... Rivals called him a three-star prospect ... ESPN's No. 116 player in Texas ... Three-star recruit ... Dave Campbell's Texas Football ranked No. 120 in state ... No. 6 cornerback ... Also played basketball.

**Personal:** Son of Johny and Micheline Noel ... pre-business major.




35

## DAWSON PENDERGRASS

RB • 6-2 • 219 • FR. • HS  
ALBA, TEXAS (MINEOLA HS)

**High School:** Four-year varsity player at Mineola High School ... Closed his high school career with 7,414 rushing yards in 45 games played ... Averaged 274.4 yard per game in his senior campaign – 3,184 on the ground, 479 passing and 109 receiving in total for the year ... Named Offensive Co-MVP for 2022 District 5-3A Football All-District Honors ... Led Mineola to the Area round of the Texas 3A Division I playoffs ... District first-team selection his junior and sophomore years at running back and defensive back his sophomore year ... Offensive Newcomer of the Year for District 8-3A ... Qualified to the regional track meet his junior year in three different events: 110-meter hurdles, long jump and triple jump ... Owns a DCTF three-star rating ... Chose Baylor over Arkansas and Texas Tech, among others.

## PLAYERS



45

**HAWKINS POLLEY**TE • 6-4 • 249 • FR. • HS  
HOUSTON, TEXAS (STRATFORD HS)

**High School:** A standout tight end for Stratford High School in Houston... Had 22 catches for 393 yards and seven TDs ... First-team all-district selection as a junior in 2021 ... Offensively in 2021, had 39 catches for 426 yards and five TDs ... In 2020, had 26 catches for 437 yards and nine TDs ... A three-star prospect from 247Sports, tabbed as the 154th best prospect in Texas ... Ranked by Rivals as a three-star prospect and as the 129th best player in the state ... Tabbed by Dave Campbell's Texas Football as a three-star prospect ... Chose Baylor over Houston, Vanderbilt, USC, Kansas and SMU.



16

**HAL PRESLEY**WR • 6-3 • 206 • JR. • 2L  
MANSFIELD, TEXAS (SUMMIT HS)

**2022 (Sophomore):** Named honorable mention All-Big 12 ... Played in all 13 games with 11 starts ... Ranked second on the team with 32 catches, going for 382 yards with four TDs ... Also had a two-yard rush ... Caught a pass in all 13 games ... Had three catches for 56 yards and a TD vs. UAlbany ... Went for three catches for 31 yards at No. 21 BYU ... Had a catch and a rush vs. Texas State ... Nabbed two balls for 50 yards at Iowa State ... Had four catches for 39 yards vs. No. 7 Oklahoma State ... Had a seven-yard TD grab on fourth-and-goal at West Virginia ... Caught three balls for 39 yards vs. Kansas ... Nabbed four passes for 58 yards and a TD at Texas Tech ... Had four catches for 34 yards in a win at Oklahoma ... Caught two balls for 22 yards vs. No. 19 Kansas State and one for 15 yards vs. No. 4 TCU ... Finished with two catches for 15 yards at No. 23 Texas ... Had an eight-yard TD catch in the Armed Forces Bowl vs. Air Force.

**2021 (Freshman):** Appeared in eight games ... Made his debut at Texas State but did not record a stat (9/4) ... Recorded career-first carry for 13 yards against Texas Southern (9/11) ... Made career-first catch for 15 yards against West Virginia (10/9).

**High School:** Starred for coach Channon Hall at Mansfield Summit High in Arlington ... Helped team to 8-5 record as a senior and the Texas 5A D-I state semifinals ... 43 catches for 1,073 yards and 16 TD as a senior ... 5A All-State pick ... As a junior, 45 catches gained 874 yards with 8 scores ... Texas District 7-6A first-team selection at receiver in 2019 ... helped Mansfield Summit to a 7-4 record and Texas 6A D-II first-round playoff appearance ... District 7-6A offensive sophomore of year ... Totaled 24 receptions for 407 yards and five touchdowns ... SportsDay Top 100 ... Rated four stars by ESPN ... No. 56 player in Texas ... No. 57 wide receiver nationally ... Earned a four-star rating from 247 Sports ... No. 52 player in Texas ... Nation's 51st rated wide out ... Three-star ranking by Rivals ... No. 55 player in Texas ... Dave Campbell's Texas Football ranked as No. 56 player in state ... Also a track and field letterman.

**Personal:** Son of Hal and Thamatha Presley ... has two sisters, Tanji and Shanda ... undecided on major.

**PRESLEY CAREER STATISTICS****RECEIVING**

YEAR	G/GS	REC	YD	AVG	TD	LP/OPPONENT
2021	8/0	1	15	15.0	0	15/WVU
2022	13/11	32	382	11.9	4	40/at Iowa State
<b>CAREER</b>	<b>21/11</b>	<b>33</b>	<b>397</b>	<b>12.0</b>	<b>4</b>	<b>40/at Iowa State</b>

**RUSHING**

YEAR	G/GS	ATT	YD	AVG	TD	LP/OPPONENT
2021	8/0	1	13	13.0	0	13/TEXAS SOUTHERN
2022	13/11	1	2	2.0	0	2/TEXAS STATE
<b>CAREER</b>	<b>21/11</b>	<b>2</b>	<b>15</b>	<b>7.5</b>	<b>0</b>	<b>13/TEXAS SOUTHERN</b>

**PRESLEY'S CAREER BESTS****RECEIVING**

Receptions: 4, 3x, last at Oklahoma (11/5/22)

Receiving Yards: 58, at Texas Tech (10/29/22)

Touchdowns: 1, 4x, last vs. Air Force (12/22/22)

Longest Reception: 40, at Iowa State (9/24/22)

**PRESLEY'S GAME-BY-GAME RECEIVING STATS**

DATE	OPPONENT	REC	YDS	AVG	TD	TD YDS
9/3/22	UALBANY	3	56	18.7	1	38
9/10/22	at BYU	3	31	10.3	0	--
9/17/22	TEXAS STATE	1	6	6.0	0	--
9/24/22	at Iowa State	2	50	25.0	0	--
10/1/22	OKLAHOMA STATE	4	39	9.8	0	--
10/13/22	at West Virginia	2	9	4.5	1	2
10/22/22	KANSAS	3	39	13.0	0	--
10/29/22	at Texas Tech	4	58	14.5	1	9
11/5/22	at Oklahoma	4	34	8.5	0	--
11/12/22	KANSAS STATE	2	22	11.0	0	--
11/19/22	TCU	1	15	15.0	0	--
11/25/22	at Texas	2	15	7.5	0	--
12/22/22	vs. Air Force	1	8	8.0	1	8



72

**COLETON PRICE**OL • 6-2 • 307 • RFR. • RS  
BOWIE, TEXAS (BOWIE HS)

**2022 (Freshman):** Redshirted the season.

**High School:** Played at Bowie High School for head coach Cory Mandrell... Played offensive and defensive line... 2020 UIL 4-3A First-Team All-District offensive lineman... 2020 District 4-3A Outstanding Lineman honoree... 2019 UIL 4-3A All-District Second-Team offensive lineman and defensive lineman... Rated as a three-star prospect by the three major recruiting publications... Ranked the No. 20 offensive guard by ESPN... Rated as the No. 50 interior offensive lineman by 247Sports... Ranked the No. 6 offensive guard by Dave Campbell's Texas Football.

**Personal:** Son of Lory and Cody Price.



55

**GARMON RANDOLPH**OLB • 6-7 • 251 • RSR. • 3L  
JEFFERSON, GA. (JEFFERSON HS)

**2022 (RS Junior):** Played in all 13 games with 11 starts at the JACK position ... Totaled 43 tackles with seven going for a loss, 4.5 sacks and four QB hurries ... Had two tackles and a hurry in the opener vs. UAlbany ... Had a tackle and a hurry at No. 21 BYU ... Had two stops and a hurry vs. Texas State ... Finished with six tackles, a sack and a hurry at Iowa State ... Had a season-best seven tackles vs. No. 7 Oklahoma State, including 1.5 for a loss ... Had two tackles at West Virginia and vs. Kansas ... Recorded four tackles and a pair of sacks at Texas Tech ... Made five stops with a sack at Oklahoma ... Had half a sack and three tackles vs. No. 19 Kansas State ... Made a stop vs. No. 4 TCU ... Had four tackles at Texas and four vs. Air Force in the Armed Forces Bowl.

**2021 (RS Sophomore):** Played in 11 games with four starts ... Made one tackle in his season debut at Kansas (9/18) ... Earned Big 12 Player of the Week honors after tallying six tackles (1.0 for loss) and his career-first interception in BU's win over Iowa State (9/25) ... Registered three tackles at Oklahoma State (10/2) ... Made career-first start and had four tackles (1.0 for loss) and a sack vs. WVU (10/9) ... Notched two tackles and two quarterback hurries against BYU (10/16) ... Recorded two tackles vs. Texas (10/30) ... Made two assisted tackles at TCU (11/6) ... Had one tackle against Oklahoma (11/13) ... Did not play at Kansas State (11/20) ... Collected a solo tackle against Texas Tech (11/27) ... Registered a tackle and a quarterback hurry in the Big 12 Championship Game against Oklahoma State (12/4) ... Set a new career high with seven tackles to go along with a sack in the Sugar Bowl against Ole Miss (1/1)




# PLAYERS

**2020 (RS Freshman):** Played in five games ... Totaled two tackles, including his first career sack on the season ... Had one tackle in the opener against Kansas (9/26) ... Picked up his first career sack at Texas Tech (11/14) ... Saw time vs. Kansas State (11/28), but did not record a stat ... Played in the game against Oklahoma (12/5), but did not record a tackle ... Saw action versus Oklahoma State (12/12), did not record a stat.

**2019 (Freshman):** Redshirted ... appeared in two games on the season ... Had first career tackle in Baylor debut vs. SFA (8/31) ... Also made an appearance vs. West Virginia (10/31).

**High School:** Played at Jefferson (Ga.) High School for coach Gene Catchcart ... Helped team to 8-3 record in 2018 ... Played both tight end and defensive end as a senior ... 34 tackles and one sack as a senior ... Added one interception and one fumble recovery ... Returned lone interception for a touchdown ... Totaled 14 receptions for 205 yards and five touchdowns on offense ... Honorable Mention All-State in 2018 ... Two-time All-Region selection ... Had 12 receptions for 175 yards and two scores as a junior in 2017 ... ESPN's No. 7 tight end nationally and No. 36 player in Georgia ... No. 73 player in Georgia according to 247Sports ... Rivals ranks as No. 73 in Georgia ... chose Baylor over LSU, Ole Miss, Alabama, Auburn, Florida, Florida State, South Carolina and UCLA.

**Personal:** Son of Joseph and Monja Randolph ... brother Joseph Randolph II.



**38**

**JACOB REDDING**

**S • 6-1 • 185 • FR. • HS**  
**NEW BRAUNFELS, TEXAS (NEW BRAUNFELS HS)**

**High School:** Prepped at New Braunfels High School ... Was a unanimous first-team all-district selection at safety in 2022 ... Helped lead New Braunfels to bi-district championships as a junior and senior ... Also played basketball, helping the team to the bi-district qualifier ... Starred on the track, qualifying as part of a 4x100 meter and 4x200 meter relay team.



**21**

**CHATEAU REED**

**CB • 6-2 • 194 • RJR. • 2L**  
**LAWTON, OKLA. (LAWTON HS)**

**2022 (RS Sophomore):** Played in six games as a reserve cornerback, totaling three tackles ... Saw action vs. UAlbany, at No. 21 BYU, at Texas Tech – recording a tackle – at Oklahoma, vs. No. 19 Kansas State and made two tackles vs. Air Force in the Armed Forces Bowl.

**2021 (RS Freshman):** Saw action in 10 games in 2021 ... Made one tackle against BYU (10/16).

**2020 (Freshman):** Redshirted ... Saw action in four games on the season ... Did not record any stats.

**High School:** Played at Lawton (Okla.) High School for coach Randy Breeze ... 38 receptions for 862 yards and seven touchdowns in 2019 ... Also returned a kick and an interception for touchdowns ... Oklahoma Coaches Association All-State selection ... Second-Team MaxPreps Oklahoma All-State pick ... Honorable Mention Tulsa World All-State ... All-District 6A-II-1 honoree ... 39 receptions for 775 yards and 11 scores during junior season ... VYPE Oklahoma Top 100 selection ... Consensus three-star prospect ... 247 Sports' No. 13 player in Oklahoma ... No. 65 safety nationally ... ESPN ranks at No. 15 in the state ... No. 66 safety in the country ... Rivals called him No. 20 player in state of Oklahoma ... Also competes on the track in the 200 meters and long jump.

**Personal:** Son of Chateau Sr. and Ronnicka Reed ... has three siblings: Latrina, Jamal and Savannah ... undecided on major.



**29**

**RICHARD REESE**

**RB • 5-9 • 182 • SO. • 1L**  
**BELLVILLE, TEXAS (BELLVILLE HS)**

**2022 (Freshman):** First-Team Freshman All-America by the FWAA and Pro Football Network ... Named Big 12 Offensive Freshman of the Year ... Tabbed Offensive Freshman of the Year in the state by Dave Campbell's Texas Football ... Named All-Big 12 Second Team by PFN, and All-Big 12 Third Team by Phil Steele ... Tabbed honorable mention All-Big 12 by the league coaches ... Was a semifinalist for the Shaun Alexander Freshman Player of the Year Award ... A three-time Earl Campbell Tyler Rose Award Honorable Mention Player of the Week ... Twice earned Big 12 Newcomer of the Week honors ... Set the program record for rushing yards by a freshman (972), while ranking fourth in program history in rushing TDs (14) ... Ranked second in the nation among freshmen in rushing TDs and fifth in rushing yards ... Toted it 198 times and added 13 catches for 89 yards ... Finished just 28 yards shy of becoming the 16th 1,000 yard rusher in program history ... Had three games with 100 or more yards and twice rushed for three TDs in a game ... Opened his career with nine rushes for 62 yards and two TDs vs. UAlbany ... Carried it six times for 19 yards at No. 21 BYU ... Exploded for 156 yards and three TDs on 19 carries

## RANDOLPH CAREER STATISTICS

### DEFENSIVE

YEAR	G/GS	UT	AT	TT	TFL-YD	QBS-YD	FF/FR	QBH	INT-YD
2019	2/0	1	0	1	0.0-0	0.0-0	0/0	0	0-0
2020	5/0	1	1	2	1.0-2	1.0-2	0/0	0	0-0
2021	10/4	18	9	27	3.0-12	2.0-11	0/0	3	1-2
2022	13/11	23	20	43	7.0-36	4.5-28	0/0	4	0-0
<b>CAREER</b>	<b>29/14</b>	<b>43</b>	<b>30</b>	<b>73</b>	<b>10.0-50</b>	<b>6.5-41</b>	<b>0/0</b>	<b>7</b>	<b>1-2</b>

### RANDOLPH'S CAREER BESTS

Tackles: 7, twice, last vs. Ole Miss (11/1/22)

Solo Tackles: 4, 5x, last at Oklahoma (11/5/22)

Tackles-For-Loss: 1.5, vs. Oklahoma State (10/11/22)

Sacks: 2.0, at Texas Tech (10/29/22)

QB Hurries: 2, vs. BYU (10/16/21)

## RANDOLPH'S GAME-BY-GAME DEFENSIVE STATS

DATE	OPPONENT	TT	UT	AT	TFL-YDS	QBS-YDS
9/26/20	KANSAS	1	0	1	0.0-0	0.0-0
10/3/20	at West Virginia				DID NOT PLAY	
10/24/20	at Texas				DID NOT PLAY	
10/31/20	TCU				DID NOT PLAY	
11/7/20	at Iowa State				DID NOT PLAY	
11/14/20	at Texas Tech	1	1	0	1.0-2	1.0-2
11/28/20	KANSAS STATE	0	0	0	0.0-0	0.0-0
12/5/20	at Oklahoma	0	0	0	0.0-0	0.0-0
12/12/20	OKLAHOMA STATE	0	0	0	0.0-0	0.0-0

DATE	OPPONENT	TT	UT	AT	TFL-YDS	QBS-YDS
9/4/21	at Texas State				DID NOT PLAY	
9/11/21	TEXAS SOUTHERN				DID NOT PLAY	
9/18/21	at Kansas	1	0	1	0.0-0	0.0-0
9/25/21	IOWA STATE	6	4	1	1.0-1	0.0-0
10/2/21	at Oklahoma State	3	2	1	0.0-0	0.0-0
10/9/21	WEST VIRGINIA	4	4	0	1.0-4	0.0-0
10/16/21	BYU	1	1	0	0.0-0	0.0-0
10/30/21	TEXAS	2	1	1	0.0-0	0.0-0
11/6/21	at TCU	2	0	2	0.0-0	0.0-0
11/13/21	OKLAHOMA	1	1	0	0.0-0	0.0-0
11/20/21	at Kansas State				DID NOT PLAY	
11/27/21	TEXAS TECH	1	1	0	0.0-0	0.0-0
12/4/21	OKLAHOMA STATE	1	0	1	0.0-0	0.0-0
1/1/22	OLE MISS	4	3	7	1.0-7	1.0-7

DATE	OPPONENT	UT	AT	TT	TFL-YDS	QBS-YDS
9/3/22	UALBANY	1	1	2	0.0-0	0.0-0
9/10/22	at BYU	1	1	2	0.0-0	0.0-0
9/17/22	TEXAS STATE	2	0	2	0.0-0	0.0-0
9/24/22	at Iowa State	4	2	6	1.0-2	1.0-2
10/1/22	OKLAHOMA STATE	2	5	7	1.5-4	0.0-0
10/13/22	at West Virginia	1	1	2	0.0-0	0.0-0
10/22/22	KANSAS	2	0	2	0.0-0	0.0-0
10/29/22	at Texas Tech	2	2	4	2.0-17	2.0-17
11/5/22	at Oklahoma	4	1	5	1.0-5	1.0-5
11/12/22	KANSAS STATE	0	3	3	0.5-4	0.5-4
11/19/22	TCU	0	1	1	0.0-0	0.0-0
11/25/22	at Texas	2	2	4	0.0-0	0.0-0
12/22/23	vs. Air Force	3	1	4	1.0-4	0.0-0 x x



# PLAYERS

in a win over Texas State, earning Big 12 Newcomer of the Week honors, also catching a 17-yard pass ... Rushed 21 times for 78 yards and a TD at Iowa State ... Rushed 17 times for 85 yards and a score vs. No. 7 Oklahoma State, adding four catches for 21 yards ... Rushed 13 times for 57 yards at West Virginia ... Rushed 31 times for 186 yards and two TDs, catching two balls for 26 yards, in a win over Kansas ... Following week rushed 36 times for 148 yards and three TDs at Texas Tech, catching three balls ... Had four carries for a TD while battling the flu in a win at Oklahoma ... Rushed nine times for 54 yards vs. No. 19 Kansas State ... Had a TD on 10 carries for 56 yards vs. No. 4 TCU ... Rushed 15 times for 54 yards at No. 23 Texas ... Rushed eight times in the Armed Forces Bowl vs. Air Force.

**High School:** Played at Bellville High School for head coach Grady Rowe ... Helped the Brahmas to a 12-1 record and an undefeated district championship on their way to the 4A Division II regional semifinals as a senior ... Carried the ball 218 times for 2,261 yards and 35 touchdowns as a senior ... Finished his career with 6,678 yards on 726 carries and 85 touchdowns ... Three-time District Offensive MVP ... Three-star prospect by the three major recruiting services ... Ranked as the No. 79 player in the state of Texas by ESPN and No. 105 prospect by 247Sports ... Rated the No. 38 running back in the country according to ESPN and the No. 60 RB by 247Sports ... Also ran track in high school, posting a 22.12 200m time as a junior.

**Personal:** Son of Walter and Laura Reese.



## 21 DOMINIC RICHARDSON

RB • 6-0 • 206 • JR. • TR  
OKLAHOMA CITY, OKLA.  
(BISHOP MCGUINNESS / OKLAHOMA STATE)

**Previous School:** Played in 30 games over three years (2020-22) at Oklahoma State ... Rushed 272 times for 1,139 yards over his OSU career, with 15 TDs, adding 30 catches for 286 yards receiving ... In 2022, played in nine games, leading the team with 149 carries for 543 yards and adding eight TDs ... Caught 22 balls for 220 yards in 2022 ... Rushed nine times for 61 yards and a TD in the season lid-lifter vs. Central Michigan ... Had 27 carries for 131 yards and one score vs. Arizona State ... Had 24 carries and one TD for 73 yards vs. Baylor ... Had 19 carries for 67 yards and a TD vs. Texas Tech ... Went for 22 carries and 72 yards and a TD vs. TCU, adding three catches for 79 yards ... Had 13 carries for three TDs vs. Texas ... Finished with 14 carries for 51 yards vs. Kansas and 14 carries for 41 yards vs. Iowa State ... In 2021, played in all 14 games and finished with 79 carries for 373 yards and four TDs, adding seven grabs ... Had eight carries for 33 yards vs. Baylor ... Had 11 carries for 79 yards and a TD vs. Kansas ... Had 20 carries for 84 yards at Texas Tech ... Went for a season-long 134 yards vs. TCU, including two TDs ... Named OSU's Offensive Player of the Week after the win over Kansas ... Returned four kickoffs for 69 yards ... As a freshman in 2020, played in seven games, including the last six games ... Had 44 carries for 223 yards and three TDs ... Broke out vs. Baylor, rushing for 169. Yards on 23 carries with three TDs, ranking as the second-most rushing yards for an OSU true freshman in school history ... Had 114 yards in the second half of the win over Baylor, with long rushes of 53 and 43 yards ... Was named Big 12 Newcomer of the Week and was named to the Fresh Four by the FWAA following the win over Baylor.

**High School:** Starred at McGuinness for Coach Bryan Pierce ... As a senior in 2019, rushed 169 times for 1,719 yards and 17 TDs, adding four touchdown grabs over 238 yards ... Led team to the state finals and an 11-3 mark as a senior ... Named first-team all-state and all-district, adding three all-conference honors ... Went for 2,135 rushing yards and 26 TDs, on 189 carries, as a junior ... Finished his sophomore season with 115 yards and two touchdowns on 17 carries and 11 yards and a TD on eight receptions ... Ranked as a three-star recruit by 247Sports and ESPN ... Rated as the No. 31 running back nationally in the 2020 class according to Rivals ... Ranked No. 4 on The Oklahoman's Super 30 rankings of the state's top 2020 recruits ... Also competed in basketball and track & field.

### REESE CAREER STATISTICS

#### RUSHING

YEAR	G/GS	ATT	YD	AVG	TD	LP/OPPONENT
2022	13/2	198	972	4.9	14	52/vs Texas State (TD)

#### RECEIVING

YEAR	G/GS	REC	YD	AVG	TD	LP/OPPONENT
2022	13/2	13	89	6.8	0	17/vs Texas State

#### REESE'S CAREER BESTS

##### RUSHING

Attempts: 36, at Texas Tech (10/29/22)  
Yards: 186, vs. Kansas (10/22/22)  
Touchdowns: 3, 2x, last at Texas Tech (10/29/22)  
Longest Rush: 52, vs. Texas State (9/17/22)

##### RECEIVING

Receptions: 4, vs. Oklahoma State (10/1/22)  
Receiving Yards: 26, vs. Kansas (10/22/22)  
Touchdowns: N/A  
Longest Reception: 17, vs. Texas State (9/17/22)

### REESE'S GAME-BY-GAME RUSHING STATS

DATE	OPPONENT	ATT	YDS	AVG	TD	TD YDS
9/3/22	UALBANY	9	62	6.9	2	1, 7
9/10/22	at BYU	6	19	3.2	0	--
9/17/22	TEXAS STATE	19	156	8.2	3	14, 52, 5
9/24/22	at Iowa State	21	78	3.7	1	19
10/1/22	OKLAHOMA STATE	17	85	5.0	1	1
10/13/22	at West Virginia	13	57	4.4	0	--
10/22/22	KANSAS	31	186	6.0	2	14, 2
10/29/22	at Texas Tech	36	148	4.1	3	1, 2, 1
11/5/22	at Oklahoma	4	7	1.8	1	2
11/12/22	KANSAS STATE	9	54	6.0	0	--
11/19/22	TCU	10	56	5.6	1	1
11/25/22	at Texas	15	54	3.6	0	--
12/22/22	vs. Air Force	8	10	1.3	0	--

### REESE'S GAME-BY-GAME RECEIVING STATS

DATE	OPPONENT	REC	YDS	AVG	TD	TD YDS
9/3/22	UALBANY	0	0	0.0	0	--
9/10/22	at BYU	0	0	0.0	0	--
9/17/22	TEXAS STATE	1	17	17.0	0	--
9/24/22	at Iowa State	1	4	4.0	0	--
10/1/22	OKLAHOMA STATE	4	21	5.3	0	--
10/13/22	at West Virginia	0	0	0.0	0	--
10/22/22	KANSAS	2	26	13.0	0	--
10/29/22	at Texas Tech	3	12	4.0	0	--
11/5/22	at Oklahoma	1	5	5.0	0	--
11/12/22	KANSAS STATE	0	0	0.0	0	--
11/19/22	TCU	1	4	4.0	0	--
11/25/22	at Texas	0	0	0.0	0	--
12/22/22	vs. Air Force	0	0	0.0	0	--

### RICHARDSON CAREER STATISTICS

#### RUSHING

YEAR	G/GS	ATT	YD	AVG	TD	LP
2020	7/0	44	223	5.1	3	53
2021	14/0	79	373	4.7	4	28
2022	9/9	149	543	3.6	8	19
<b>CAREER</b>	<b>30/9</b>	<b>272</b>	<b>1,139</b>	<b>4.2</b>	<b>15</b>	<b>53</b>

#### RECEIVING

YEAR	G/GS	REC	YD	AVG	TD	LP
2020	7/0	1	12	12.0	0	12
2021	14/0	7	54	7.7	0	24
2022	9/9	22	220	10.0	0	44
<b>CAREER</b>	<b>30/9</b>	<b>30</b>	<b>286</b>	<b>9.5</b>	<b>0</b>	<b>44</b>

## PLAYERS



86

**JAKE ROBERTS**TE • 6-4 • 250 • JR. • TR  
NORMAN, OKLA. (NORMAN NORTH HS / NORTH TEXAS)

**Previous School:** Three-year tight end for North Texas, playing in all 37 games for the Mean Green over three years (2020-22) ... Had 43 catches for 541 yards and three TDs over three seasons ... As a junior in 2022, had 28 catches for 394 yards and three TDs ... Opened the year with four catches for 54 yards and a score at UTEP ... Had three grabs for 41 yards vs. SMU ... Had single catches at UNLV, FAU, Louisiana Tech, UTSA, FIU and Rice, with the grab vs. FIU going for a career-long 70 yards ... A 19-yard catch at UTSA in the first meeting with the UNT rival went for a score ... Had three catches for 25 yards at Memphis and five grabs for 47 yards - and a 10-yard rush - at WKU ... Nabbed two catches for 23 yards at UAB ... In the C-USA Championship Game at UTSA, had three catches for 31 yards ... Had two catches for 21 yards and a TD vs. Boise State in the Frisco Bowl ... Was one of two North Texas player representatives at C-USA Preseason Media Days in Arlington ... In 2021, played in 13 games with six starts, catching 11 balls for 98 yards, with a catch in eight games ... After a catch in the season opener vs. Northwestern State, caught three balls for 24 yards at SMU ... Had two catches for 14 yards vs. UAB ... Had a nine-yard grab at LA Tech ... Had single catches vs. UTSA, UTEP and Marshall, also going for a 30-yard catch vs. Miami in the Frisco Bowl ... As a true freshman had four catches for 40 yards, playing in all 10 games with three starts ... Had a catch in his collegiate debut vs. Houston Baptist, a 13-yard grab ... Had two grabs for 17 yards vs. SMU ... Made first career start in a win over Rice ... Had one catch for 19 yards vs. LA Tech.

**High School:** A three-star TE prospect at Norman North High School in Norman, Okla. ... Tabbed three stars by 247Sports, Rivals and ESPN ... Rated by 247Sports as the No. 20 player in Oklahoma and the No. 63 tight end in the nation ... Rated by ESPN as the No. 36 tight end in the nation ... Earned two letters with 27 catches for 286 yards and two TDs over two seasons ... As a senior in 2019, had 18 catches for 197 yards and two TDs ... Was a two-time district offensive player of the year ... Earned first-team all-conference and all-district in 2019 and was named his high school's most outstanding student-athlete ... National Honor Society member.

**ROBERTS CAREER STATISTICS****RECEIVING at North Texas**

YEAR	G/GS	REC	YD	AVG	TD	LP
2020	10/3	4	49	12.3	0	19
2021	13/6	11	98	8.9	0	30
2022	14/13	28	394	14.1	3	70
<b>CAREER</b>	<b>37/22</b>	<b>43</b>	<b>541</b>	<b>12.6</b>	<b>3</b>	<b>70</b>



50

**KAIAN ROBERTS-DAY**DL • 6-3 • 270 • RFR. • RS  
FESTUS, MO. (FESTUS HS)

**2022 (Freshman):** Redshirted the season.

**High School:** Prepped at Festus High School in Missouri under head coach AJ Ofodile ... Played multiple positions ... No. 10 on the St. Louis Post Dispatch Super 30 countdown of area prospects ... Rated a four-star prospect by 247Sports and ESPN ... Named the No. 6 tight end prospect in the country according to ESPN ... Ranks No. 245 on ESPN300 ... Rated as the No. 8 prospect in the state of Missouri by both ESPN and 247Sports ... Three-sport star in high school, also playing basketball and running track ... Ran an 11.88 in the 100-meter dash as a junior and jumped 18-plus feet in the long jump ... Chose Baylor over Alabama, Tennessee, Nebraska, Oklahoma State and Missouri, among others.

**Personal:** Son of Lashonda Roberts.



13

**SAWYER ROBERTSON**QB • 6-4 • 218 • RSO. • TR  
LUBBOCK, TEXAS (CORONADO HS / MISS. STATE)

**Previous School:** Spent two seasons at Mississippi State (2021-22) ... Played in five games as a redshirt freshman in 2022, going 6-for-11 for 23 yards and an interception, while rushing twice ... Made his collegiate debut in a season-opening win over Memphis ... Completed his first career pass at Arizona, a seven-yard gain ... Was 3-of-4 for 18 yards in a win over Bowling Green ... Was 2 of 6 for five yards in a win over East Tennessee State, rushing for a gain of seven yards ... Redshirted the 2021 season.

**High School:** A consensus four-star prospect out of Coronado High School in Lubbock, Texas ... Ranked as a top-200 overall recruit by ESPN (No. 54) and 247Sports (No. 133) ... Judged as a top-35 recruit in the state by ESPN (No. 7), Rivals (No. 31) and 247Sports (No. 22) ... Rated as one of the top-10 pocket passers nationally by ESPN (No. 10), Rivals (No. 9) and 247Sports (No. 10) ... The Gatorade Texas Player of the Year as a senior ... Finished a decorated career - where he was coached by Seth Parr - at Coronado ranked in the top-15 all-time in Texas high school football history in career completions (No. 8; 813), career TD passes (No. 10; 135) and career passing yards (13th; 11,302) ... Threw for 11,302 yards and 135 TDs in his career on 813-of-1,265 passing ... Totaled 147 career TDs, adding 12 rushing scores ... As a senior, helped lead the Mustangs to the Class 5A regional semifinals ... Threw for 4,509 yards and 58 TDs while leading Coronado to a 12-1 record, also rushing for 233 yards and five scores ... Was named the Lone Star Varsity Player of the Year as the Class 5A Built Ford Tough Player of the Year ... As a junior, completed 257-of-405 passes for 3,914 yards and 44 touchdowns ... Piled up 161 yards rushing on 38 carries with three touchdowns ... As a sophomore, passed for 3,564 yards and 43 touchdowns ... Completed 313-of-483 passes ... Ran 27 times for 168 yards and five scores ... As a freshman, connected on 10-of-14 passes for 161 yards and one touchdown ... Also lettered in baseball ... Was a member of the National Honor Society and was named academic all-state ... Father, Stan, was a first-round pick of the Expos in the 1990 MLB Draft and cousin Jarrett Stidham played QB at Baylor and Auburn.



76

**ISAIAH ROBINSON**OL • 6-6 • 281 • FR. • HS  
ARLINGTON, TEXAS (LAMAR HS)

**High School:** A three-year starter at Lamar High School ... A four-star recruit by Rivals and ESPN ... No. 267 on ESPN's top-300 recruit listing ... Allowed a 1.2% career pass protection pressure rate ... Graded out at 91% for his career with 39 pancakes ... Selected to 2023 Adidas All-American Bowl on NBC ... District 8-6A Offensive Newcomer of the Year his sophomore season at Arlington Lamar ... Won 2020 MaxPreps Sophomore All-American Team - Second Team Offense honors ... Named a four-star recruit by 247 Sports and Dave Campbell's Texas Football and the No. 1 prospect at the position in Texas ... Committed to Baylor over Cal, Arizona, Arkansas and Auburn.

# PLAYERS



71

**MJ RUHMAN**

**OL • 6-4 • 288 • RSO. • SO**  
**THE WOODLANDS, TEXAS (THE WOODLANDS HS)**

**2022 (RS Freshman):** Did not see game action.

**2021 (Freshman):** Redshirted ... Did not appear in any games.

**High School:** Played at The Woodlands High School for coach Jim Rapp ... Helped team to back-to-back state playoff appearances in 2019-20 ... Finalist for Houston Touchdown Club Scholar Athlete of the Year award ... First-Team All-District as a senior ... Honorable Mention All-District as a junior in 2019 ... Named team's offensive lineman of the week five times during senior season ... Also ran track and played baseball.

**Personal:** Son of Chris and Sondra Ruhman ... father was an offensive lineman at Texas A&M and was drafted in third round by San Francisco in 1998 ... played two seasons in the NFL ... pre-engineering major.



47

**DYLAN SCHAUB**

**LS • 6-4 • 229 • FR. • HS**  
**NEW WAVERLY, TEXAS (NEW WAVERLY HS)**

**High School:** Long snapper who prepped at New Waverly High School.



12

**BLAKE SHAPEN**

**QB • 6-0 • 205 • RJR. • 2L**  
**SHREVEPORT, LA. (EVANGEL CHRISTIAN ACADEMY)**

**2022 (RS Sophomore):** Named honorable mention All-Big 12 by the league coaches ... Tabbed First-Team Academic All-Big 12 ... Threw for 2,790 yards on 233-of-368 passing with 18 TDs and 10 interceptions ... Averaged 214.6 yards passing per game ... Rushed 76 times for 96 yards and two TDs ... Completed 63.3 percent of his passes, the fifth-best total in single-season program history ... Also ranked ninth in program annals in passing yards in a season and 10th in completions ... Had a 137.7 efficiency rating as a passer, just shy of cracking the top-12 in school single-season history ... Had two games with 300+ yards passing ... In his season debut, threw for 214 yards on 17-of-20 passing with two TDs, also rushing four times for 11 yards and a score ... Threw for 137 yards and a TD on 18-of-28 passing at No. 21 BYU ... Was 15-of-26 with a TD, while rushing for 42 yards and a TD on three carries, vs. Texas State ... Led a win at Iowa State, throwing for 238 yards and three TDs on 19-of-26 passing ... Threw for a season-high 345 yards and two TDs on 28-of-40 passing with two interceptions vs. No. 7 Oklahoma State ... Was in the midst of a career game, throwing for 326 yards and two scores on 14-of-22 passing before suffering a concussion early in the third quarter at West Virginia ... Tossed 164 yards and a score on 17-of-26 passing, throwing two picks, in a win over Kansas ... Was 19-of-30 for 211 yards and a score, while rushing 10 times for 30 yards in a 45-17 rout of Texas Tech in Lubbock ... Threw for 132 yards on 14-of-23 passing with an interception in a win at Oklahoma ... Had 203 yards passing on 22-of-38 in the air with two interceptions vs. No. 19 Kansas State ... Threw for 269 yards with a TD and an interception on 21-of-30 passing vs. No. 4 TCU, also rushing seven times for 20 yards ... Was 18-of-36 for 179 yards and two TDs, throwing one interception, in the regular-season finale at No. 23 Texas ... Threw for 188 yards on 11-of-23 passing with two TDs in the Armed Forces Bowl vs. Air Force, a night that kicked off at 12 degrees with a significant wind in a game against the nation's top statistical defense ... Earned honorable mention weekly honors in week four by the Earl Campbell Tyler Rose Award ... Was on the Earl Campbell Tyler Rose Award Watch List in the preseason.

**2021 (RS Freshman):** Saw action in six games with two starts ... Completed 62 of 86 passes for 596 yards and five touchdowns ... Set a Big 12 Championship and AT&T Stadium (college games) record with 17-straight completions in the first half vs. OSU In the Big 12 Championship Game... Made collegiate debut vs. Texas Southern completing one pass for 7 yards (9/11) ... Played at Kansas but did not record a stat (9/18) ... Completed both of his passes against West Virginia for 18 yards ... Entered in relief of injured Gerry Bohanon at Kansas State where he completed 16 of 21 passes for 137 yards, he also rushed for a career-best 44 yards on 5 carries (11/20) ... Set career-highs by completing 20 of 34 passes for 254 yards and two touchdowns in his first-career start vs. Texas Tech (Nov. 27) ... Set an AT&T Stadium collegiate record with 17-straight completions en route to going 23-28 for 180 yards and a career-best three touchdowns against Oklahoma State (12/4).

**2020 (Freshman):** Redshirted.

**High School:** Prepped at Evangel Christian Academy in Shreveport, Louisiana for coach Byron Dawson ... Led team to 6-5 record ... First-Team All-District selection ... Passed for 2,049 yards with 24 touchdowns and five interceptions ... Added 324 rushing yards with five touchdowns ... Four-star prospect according to ESPN ... No. 16 player in Louisiana ... No. 22 quarterback nationally ... Rivals three-star recruit ... No. 27 player in Louisiana ... No. 21 dual-threat quarterback ... 247 Sports' No. 33 player in Louisiana and No. 31 pro-style quarterback ... Ranked as the No. 4 player in Louisiana and No. 1 shortstop prospect in state ... Selected to 2019 Under Armour All-America baseball game at Wrigley Field in Chicago ... Chose Baylor over USC, UCLA and Arizona State.

**Personal:** Son of Ken and Pam Shapen ... has two siblings, Vaughn and Kyle ... health, kinesiology and leisure studies major ... uncle, Hal Sutton, was is a professional golfer with 15 all-time wins.

**SHAPEN CAREER STATISTICS**

**PASSING**

YEAR	G/GS	CMP	ATT	PCT	YDS	TD	INT	LP/OPPONENT
2021	6/2	62	86	72.1	596	5	0	61/vs. Texas Tech (TD)
2022	13/13	233	368	63.3	2,790	18	10	70/vs. Okla. State (TD)
<b>CAREER</b>	<b>19/15</b>	<b>295</b>	<b>454</b>	<b>65.0</b>	<b>3,386</b>	<b>23</b>	<b>10</b>	<b>70/vs. Okla. State (TD)</b>

**RUSHING**

YEAR	G/GS	ATT	YD	AVG/A	TD	LP/OPPONENT
2021	6/2	21	59	2.8	0	28/at K-State, vs. OSU
2022	13/13	76	96	1.3	2	35/vs. Texas State (TD)
<b>CAREER</b>	<b>19/15</b>	<b>97</b>	<b>155</b>	<b>1.6</b>	<b>2</b>	<b>35/vs. Texas State (TD)</b>

**SHAPEN'S CAREER BESTS**

**PASSING**

Attempts: 40, vs. Oklahoma State (10/1/22)  
 Completions: 28, vs. Oklahoma State (10/1/22)  
 Yards: 345, vs. Oklahoma State (10/1/22)  
 Touchdowns: 3, 2x, last at Iowa State (9/24/22)  
 Longest Pass: 70, vs. Oklahoma State (10/1/22)  
 200-Yard Games: 2022 Season (7); Career (8) (Last: 269, vs. TCU, Nov. 19, 2022)  
 300-Yard Games: 2022 Season (2); Career (2) (Last: 326, at West Virginia, Oct. 13, 2022)

**RUSHING**

Attempts: 10, at Texas Tech (10/29/22)  
 Yards: 44, at K-State (11/20/21)  
 Touchdowns: 1, 2x, last vs. Texas State (9/17/22)  
 Longest Rush: 35, vs. Texas State (9/17/22)



## PLAYERS

## SHAPEN'S GAME-BY-GAME PASSING STATS

DATE	OPPONENT	CMP	ATT	YDS	INT	TD	TD Passes
9/4/21	at Texas State			DID NOT PLAY			
9/11/21	TEXAS SOUTHERN	1	1	7	0	0	--
9/18/21	at Kansas	0	0	0	0	0	--
9/25/21	IOWA STATE			DID NOT PLAY			
10/2/21	at Oklahoma State			DID NOT PLAY			
10/9/21	WEST VIRGINIA	2	2	18	0	0	--
10/16/21	BYU			DID NOT PLAY			
10/30/21	TEXAS			DID NOT PLAY			--
11/6/21	at TCU			DID NOT PLAY			
11/13/21	OKLAHOMA			DID NOT PLAY			
11/20/21	at Kansas State	12	21	137	0	0	--
11/27/21	TEXAS TECH	20	34	254	0	2	61, 9
12/4/21	OKLAHOMA STATE	23	28	254	0	3	2, 4, 13
1/1/22	OLE MISS			DID NOT PLAY			

DATE	OPPONENT	CMP	ATT	YDS	INT	TD	TD Passes
9/3/22	UALBANY	17	20	214	0	2	47, 38
9/10/22	at BYU	18	28	137	0	1	4
9/17/22	TEXAS STATE	15	26	184	1	1	28
9/24/22	at Iowa State	19	26	238	0	3	12, 1, 38
10/1/22	OKLAHOMA STATE	28	40	345	2	2	49, 70
10/13/22	at West Virginia	14	22	326	0	2	35, 39
10/22/22	KANSAS	17	26	164	2	1	17
10/29/22	at Texas Tech	19	30	211	0	1	9
11/5/22	at Oklahoma	14	23	132	1	0	--
11/12/22	KANSAS STATE	22	38	203	2	0	--
11/19/22	TCU	21	30	269	1	1	12
11/25/22	at Texas	18	36	179	1	2	47, 14
12/22/22	vs. Air Force	11	23	188	0	2	8, 14

## SHAPEN'S GAME-BY-GAME RUSHING STATS

DATE	OPPONENT	ATT	YDS	Avg.	TD	TD YDS
9/4/21	at Texas State			DID NOT PLAY		
9/11/21	TEXAS SOUTHERN	0	0	0.0	0	--
9/18/21	at Kansas	0	0	0.0	0	--
9/25/21	IOWA STATE			DID NOT PLAY		
10/2/21	at Oklahoma State			DID NOT PLAY		
10/9/21	WEST VIRGINIA	0	0	0.0	0	--
10/16/21	BYU			DID NOT PLAY		
10/30/21	TEXAS			DID NOT PLAY		
11/6/21	@TCU			DID NOT PLAY		
11/13/21	OKLAHOMA			DID NOT PLAY		
11/20/21	at Kansas State	5	44	8.8	0	--
11/27/21	TEXAS TECH	7	24	3.4	0	--
12/4/21	OKLAHOMA STATE	9	-9	-1.0	0	--
1/1/22	OLE MISS			DID NOT PLAY		

DATE	OPPONENT	ATT	YDS	Avg.	TD	TD YDS
9/4/21	UALBANY	4	11	2.8	1	1
9/10/22	at BYU	4	-22	-5.5	0	--
9/17/22	TEXAS STATE	3	42	14.0	1	35
9/24/22	at Iowa State	7	3	0.4	0	--
10/1/22	OKLAHOMA STATE	6	0	0.0	0	--
10/13/22	at West Virginia	5	-2	-0.4	0	--
10/22/22	KANSAS	8	-5	-0.6	0	--
10/29/22	at Texas Tech	10	30	3.0	0	--
11/5/22	at Oklahoma	3	6	2.0	0	--
11/12/22	KANSAS STATE	7	21	3.0	0	--
11/19/22	TCU	7	20	2.9	0	--
11/25/22	at Texas	7	0	0.0	0	--
12/22/22	vs. Air Force	5	-8	-1.6	0	--



74

## KADEN SIERACKI

OL • 6-8 • 309 • RFR • RS

THE WOODLANDS, TEXAS (THE WOODLANDS HS)

**2022 (Freshman):** Redshirted.

**High School:** Prepped at The Woodlands High School under head coach Jim Rapp ... Helped the Highlanders to an undefeated district championship and a playoff appearance in 2021 ... Named to the 2021 13-6A All-District First Team and 2020 13-6A All-District Second Team ... Rated as a three-star prospect by the three main recruiting publications ... Ranked as the No. 36 offensive tackle in the country by Rivals ... No. 19 offensive tackle in the 2022 class by Dave Campbell's Texas Football Magazine ... Chose Baylor over Texas Tech, SMU and Texas Southern.

**Personal:** Son of David and Jennifer Sieracki.

70

## BRYCE SIMPSON

OL • 6-5 • 286 • RFR. • RS

CYPRESS, TEXAS (CYPRESS RANCH HS)

**2022 (Freshman):** Redshirted.

**High School:** Played at Cypress Ranch High School for head coach Sean McAuliffe ... Helped the Mustangs to a 6-4 record and a berth in the 6A playoffs ... Paved the way for an offense that averaged 40.4 points per game ... UIL 16-6A First Team All-District selection in 2020 and 2021 ... Rated as a three-star prospect by the three major recruiting publications ... Ranked as a top-100 offensive tackle in the country by ESPN ... Chose Baylor over offers from Ole Miss, Utah, Colorado, Houston and SMU, among others.

**Personal:** Son of Lakosha and Billy Simpson.

40

## MIKE SMITH JR.

LB • 6-1 • 240 • 5SR. • TR

FLORA, MISS.

(RIDGELAND HS / MISS. GULF COAST / LIBERTY)

**Previous School:** Played the 2022 season at Liberty, where he led the team with 85 tackles while starting all 12 games ... Added 10 tackles for a loss, half a sack, one interception, two QB hurries, three forced fumbles and one interception ... Helped lead Liberty to an 8-5 record ... Had two 10+ tackle games, including a career-best 16 tackles in the Boca Raton Bowl vs. Toledo, where he had two tackles for a loss, half a sack and a forced fumble ... Had eight tackles and an interception – returned 22 yards – in his Division I debut at Southern Miss in the season opener ... Had five tackles and a forced fumble vs. UAB ... Went for 10 tackles, with 2.5 tackles for a loss and one pass break-up at Wake Forest ... Had nine tackles vs. Akron ... Totaled six tackles, including half a stop for a loss and two pass break-ups at Old Dominion ... Went for five stops at UMass ... Had seven tackles, including three for a loss with a pass break-up, vs. Gardner-Webb ... Had two QB hurries and two tackles vs. BYU ... Charted three tackles and a tackle for a loss at Arkansas ... Had five stops and a forced fumble vs. Virginia Tech ... Had nine tackles, including half a stop for a loss vs. New Mexico State ... Played three seasons at Mississippi Gulf Coast (2019-21), where he was named All-MACCC South First Team ... Totaled 248 tackles, including 19 tackles for a loss and seven sacks, adding three forced fumbles, two fumble recoveries and two interceptions over his Mississippi Gulf Coast College career ... Was rated as a three-star junior college recruit by 247Sports and a two-star prospect by Rivals.com.

**High School:** Prepped at Ridgeland High School ... Was named Mississippi Association of Coaches Class 6A First-Team All-State ... Had 94 tackles, 23 tackles for a



# PLAYERS

loss, six sacks, 11 QB hurries, five forced fumbles and three fumble recoveries as a senior ... Named Defensive MVP of the Bernard Blackwell All-Star Game ... As a junior, was named Mississippi Association of Coaches 5A Second-Team All-State and was the most outstanding linebacker for Region 2-5A.

## SMITH CAREER STATISTICS

DEFENSIVE at Liberty

YEAR	G/GS	UT	AT	TT	TFL-YD	QBS-YD	FF/FR	QBH	INT-YD
2022	12/12	45	40	85	10.0-27	0.5-3	3/0	2	1-22



99

### JACK STONE

K • 6-0 • 193 • SO. • TR  
DALLAS, TEXAS (HIGHLAND PARK HS / MICHIGAN STATE)


**Previous School:** Played the 2022 season at Michigan State ... Was 2-for-4 in field goal attempts, with a 43 yarder and a 51-yarder made ... Kicked off 53 times for 3,113 yards, with 13 going as touchbacks ... Was 15 of 16 in PATs ... Drilled his first career field goal, from 43 yards vs. Akron, also going 7 for 7 in PATs and kicking off nine times with three touchbacks ... Had an attempt at Maryland blocked ... Two of his four kickoffs went for touchbacks vs. Ohio State ... Drilled a career-long 51-yard field goal at Penn State in the regular-season finale.

**High School:** One of the nation's best kicking prospects out of Dallas, Texas, where he prepped at Highland Park High School ... Rated by Chris Sailer Kicking as the nation's No. 4 prospect, also tabbed No. 11 by 247Sports and No. 20 by Kohl's ... Earned District 7-5A special teams player of the year honors in 2020 and 2021 ... In 2021, served in three roles for Highland Park, including placekicking, kickoffs and punting ... Over 70 percent of his kickoffs went as touchbacks ... Averaged 40 yards per punt ... Had three field goals.

## STONE CAREER STATISTICS

PLACE-KICKING at Michigan State

YEAR	G	PAT-A	PCT	FG-A	PCT	TP
2022	12	15-16	.938	2-4	.500	21



56

### BRADEN STRAUSS

LB • 5-11 • 218 • RJR. • SQ  
WACO, TEXAS (MIDWAY HS)

**2022 (RS Sophomore):** Played in one game, the season opener vs. Albany.

**2021 (RS Freshman):** Redshirted ... Did not appear in any games.

**2020 (Freshman):** Not on roster.

**High School:** Prepped at Midway High School in Hewitt, Texas ... Played for coach Jeff Hulme ... Tallied 50 tackles with 2.0 TFL as a senior in 2019 ... Helped team to 11-2 record, district championship and quarterfinals of playoffs ... Added two forced fumbles and three fumble recovers ... Team was 10-4 in 2018 and won district championship.

**Personal:** Son of Jon and Nikki Strauss ... has one brother, Casey ... father is former pitching coach on Baylor baseball staff and currently on staff at Northwestern ... majoring in health, kinesiology and leisure studies.



17

### CADE TESSIER

QB • 6-4 • 216 • FR. • HS  
MONTGOMERY, TEXAS (LAKE CREEK HS)

**High School:** A two-star prospect out of Lake Creek High School according to 247Sports ... Rated as the 162nd best QB prospect in the nation and the 353 best prospect in Texas by 247.



59

### DEVONTE TEZINO

DL • 6-5 • 289 • RFR • RS  
KILLEEN, TEXAS (ELLISON HS)

**2022 (Freshman):** Redshirted.

**High School:** Prepped at Killeen Ellison High School under head coach Danny Servance, who played at Baylor under Grant Teaff ... Posted 37 total tackles and 32 tackles for loss as a senior ... Added 7.0 sacks and six forced fumbles ... Tallied 131 tackles, 45 tackles for loss and eight sacks in his high school career ... Earned 2021 12-6A First-Team All-District honors ... Rated a three-star prospect by 247Sports and Rivals ... Ranked the No. 63 prospect in Texas by Rivals and the No. 97 player in Texas by 247Sports ... Rated as the No. 36 defensive end in the country, according to Rivals ... Chose Baylor over Kansas State, Nebraska, SMU and TCU, among others.

**Personal:** Son of Shereba Webber.



92

### TRENT THOMAS

DL • 6-5 • 237 • FR. • HS  
MISSOURI CITY, TEXAS (MARSHALL HS)

**High School:** Consensus three-star prospect ... Rated the No. 74 edge rusher in the nation and the No. 135 overall player in the state of Texas by 247Sports ... Made 47 total tackles, including 18 solo, in eight games before a season-ending injury as a senior in 2022 ... Also recorded seven tackles for loss, six of which were sacks, and tallied one pass breakup ... Forced a fumble in 2022 campaign ... Two-time All-District selection ... Helped Marshall to a 10-1 record and Texas 5A Division II first-round playoff appearance as a junior in 2021 ... Chose Baylor over offers from Boston College, Colorado, Houston, San Diego State, SMU, Tulane, Tulsa and UTSA, among others.



65

### SEAN THOMPKINS

OL • 6-5 • 294 • FR. • HS  
COVINGTON, GA. (NEWTON HS)

**High School:** Three-star recruit out of Georgia ... Helped Newton to an appearance in the 2022 GHSA playoffs ... First-team member of the Georgia 7A All-Region team his senior season ... Experienced at tackle and guard spots on offensive line ... Won second-team honors for the 2021 All-Region 7A Team ... Chose Baylor over Florida, Auburn and Georgia Tech.

## PLAYERS



25

**LEVAR THORNTON JR.**CB • 6-3 • 174 • FR. • HS  
FORT WORTH, TEXAS (TIMBER CREEK HS)

**High School:** A four-star prospect, according to 247Sports ... Rated as the No. 47 cornerback in the nation and No. 73 overall player in Texas by 247Sports ... Amassed a total of 68 tackles in prep career, with four TFL's ... Recorded six career interceptions, including two returned for touchdowns ... Also made eight catches on offense for 108 receiving yards ... In 2022, racked up 31 tackles, two for loss, and three interceptions, including one returned for a touchdown ... Also made three receptions for 35 yards as a senior ... Competed in basketball and track & field as well ... State qualifier in the high jump, placing fourth in Texas 6A as a junior with a mark of 6-6 ... Chose Baylor over offers from Air Force, Army, Boise State, Navy, Texas State and Vanderbilt, among others.

**CAYDEN TONE**OL • 6-4 • 285 • FR. • HS  
SAN MATEO, CALIF. (JUNIPERO SERRA HS)

**High School:** Prepped at Junipero Serra High School in San Mateo, Calif. ... Saw action at tackle and guard and saw time on the defensive line.



57

**WES TUCKER**OL • 6-5 • 296 • FR. • HS  
ARGYLE, TEXAS (ARGYLE HS)

**High School:** Standout offensive lineman helped lead Argyle High School to the state semifinals of the 2022 Class 5A Division II playoffs ... Named District 3-5A Offensive Lineman of the Year ... Graded out at 82% on the season with 30 knockdown blocks ... Paved the way for an offensive unit that rushed for 3,532 yards and 45 TDs, an average of 5.9 yards per carry ... Did not give up a sack at all throughout the year, playing left tackle and left guard ... Three-year member of varsity ... Team captain as voted on by his team in 2022 ... Three-star prospect by 247Sports, rated as the 52nd best interior offensive lineman in the nation and the 113th best overall prospect in Texas ... Ranked by Rivals, ESPN and Dave Campbell's Texas Football as a three-star prospect ... Played left tackle and left guard in 2021 as a junior before suffering a season-ending injury ... Helped lead Argyle to a 16-0 record and the Class 4A Division I State Title in 2020 ... Also competed in track & field, recording a 41-11.5 in the shot put in March of 2022 as a junior and a 106-3 throw in the discus as a sophomore ... Brother, Jack, is an offensive lineman at Texas Tech ... Chose Baylor over Kansas, Tulane and Texas Tech.



57

**PRINCE UGOH**DL • 6-1 • 230 • RS0. • SO  
FRISCO, TEXAS (LIBERTY HS)

**2022 (RS Freshman):** Did not see game action.

**2021 (Freshman):** Did not appear in any games.

**High School:** Played at Frisco Liberty High School for coach Larry Swinnea ... Led team to 6-5 record and first state playoff appearance in 10 years ... Earned First-Team All-District honors as a senior ... Finished season with 65 tackles, 3.0 TFL and eight QB hurries ... Also blocked a punt and recovered a fumble ... Named Second-Team All-District following sophomore and junior seasons ... In 2019, posted 80 tackles, 13.0 TFL and 12 QB hurries ... Also wrestled, earning a district title in 2020 ... won district and area titles in discus as a senior.

**Personal:** Son of Igna and Joy Ugo ... has one brother, Chika ... pre-engineering major.



45

**BYRON VAUGHNS**OLB • 6-4 • 238 • 5SR. • TR  
FORT WORTH, TEXAS  
(EASTERN HILLS HS / TEXAS / UTAH STATE)

**Previous School:** Shined for two seasons at Utah State, where he totaled 99 tackles, 19 tackles for a loss, six sacks, two forced fumbles, six pass break-ups and 14 QB hurries ... Was named the 2021 Mountain West Conference Championship Game Defensive MVP, leading Utah State to the league crown ... Graduated from Utah State in 2022 ... Also spent the 2018-20 seasons at Texas, redshirting in 2018 ... In 2022, as a junior at Utah State, played in 11 games with nine starts ... Totaled 56 tackles, including two sacks and 8.5 tackles for a loss, with a team-leading nine QB hurries, adding one forced fumble and one fumble recovery ... Went for a season-high seven tackles, including half a stop for a loss vs. Air Force ... Also had seven tackles, a sack and two stops for a loss, along with a fumble recovered vs. Memphis in the First Responder Bowl ... Charted six tackles, including a sack and 3.5 tackles for a loss vs. Boise State ... Had five stops in each of his last five games and in eight of 11 games on the year ... Forced a fumble vs. San Jose State, adding five tackles and half a tackle for a loss ... In 2021, played in 14 games with five starts ... Totaled 43 tackles, four sacks and 10.5 tackles for a loss ... Added a team-high six pass break-ups and one forced fumble ... As the Defensive MVP of the Mountain West Championship Game, had five tackles, one sack and two tackles for a loss in a win over No. 19 San Diego State ... Had a career-high tying eight tackles, with two for a loss and one pass break-up at New Mexico ... Had two sacks and three stops for a loss vs. Hawaii ... Had five tackles and one for a loss vs. No. 13 BYU ... Had three tackles, including 1.5 tackles for a loss vs. North Dakota ... Had three tackles and broke up a pass vs. Oregon State in the LA Bowl ... Spent the 2018, 2019, and 2020 seasons at Texas ... Played in 10 games in 2019 for the Horns, totaling 14 tackles, including eight stops vs. Kansas ... Had a tackle and forced a fumble on special teams vs. TCU ... Was named to the Big 12 Commissioner's Honor Roll in the spring of 2020.

**High School:** A three-star prospect that was rated No. 361 nationally (No. 26 OLB) and the 53rd-best recruit in the state of Texas according to 247Sports.com ... Listed No. 41 in the Austin American-Statesman's Fab 55 ... Chosen to the 2017 Super Team by Dave Campbell's Texas Football ... Named unanimous first-team all-District 8-5A in 2017 as an outside linebacker at Eastern Hills High School in Fort Worth, Texas ... Played in only five games as a senior due to an injury, but still had 51 tackles, which included eight sacks and 12.0 tackles for loss, to go along with 15 quarterback hurries, four forced fumbles, one interception and four passes defended ... Selected first-team all-District 8-5A in 2016, as he posted 27 tackles for loss, nine sacks, six forced fumbles and two interceptions as a junior ... Also caught five passes for 312 yards (62.4 ypc) and two touchdowns ... Began his high school career at James Martin HS in Arlington ... Also played basketball, baseball and ran track in high school.

**Personal:** Son of Paul and Natalia Vaughns ... Has three siblings ... Earned his undergraduate degree in interdisciplinary studies from Utah State in the fall of 2022.

# PLAYERS

## VAUGHNS CAREER STATISTICS

DEFENSIVE at Texas (2019-20) & Utah State (2021-22)

YEAR	G/GS	UT	AT	TT	TFL-YD	QBS-YD	FF/FR	QBH	INT-YD
2019	10/0	10	4	14	0.0-0	0.0-0	1/0	0	0-0
2020	2/0	0	0	0	0.0-0	0.0-0	0/0	0	0-0
2021	14/5	20	23	43	10.5-53	4.0-35	1/0	5	0-0
2022	11/9	23	33	56	8.5-29	2.0-12	1/1	9	0-0
CAREER	37/14	53	56	113	19.0-82	6.0-47	3/1	14	0-0



# 30

## BRYSON WASHINGTON

RB • 6-0 • 204 • FR. • HS  
FRANKLIN, TEXAS (FRANKLIN HS)

**High School:** Star two-way player for powerhouse Franklin High School in Franklin, Texas ... A semifinalist for the 2022 Mr. Texas Football Award ... Has led Franklin to 32 straight wins and consecutive 3A-DI State Championships ... A four-year starter at running back and safety ... Has rushed for over 2,000 yards and over 30 TDs as a senior ... Rated by 247Sports as a three-star prospect, tabbed as the 55th best athlete in the nation and as the 104th best prospect in Texas ... Rivals rated as a three-star prospect ... Ranked by ESPN as a three-star prospect, No. 49th best running back in the class and as the 130th-best prospect in Texas ... Tabbed by Dave Campbell's Texas Football as a three-star prospect and was rated as the third-best athlete and the 59th best prospect in the state ... As a junior in 2021, was named Texas District 13-3A D-II Overall Co-MVP, helping lead Franklin to a 16-0 record and a Class 3A-Division II State Title ... Rushed for 1,480 yards with 20 TDs on 104 carries as a junior, adding five catches for 212 yards and four scores ... Defensively as a junior, had 119 tackles, eight pass break-ups, three forced fumbles, two fumble recoveries and returned a fumble and an interception for a TD ... As a sophomore, carried it 111 times for 1,376 yards and 19 TDs, while adding 120 tackles, 11 pass break-ups, two forced fumbles, two fumble recoveries and three interceptions ... Named district Overall MVP as a sophomore, leading Franklin to the state championship game ... Tabbed first-team all-state at defensive back by the Texas Sports Writers Association in 2020 ... Tabbed district Defensive Newcomer of the Year as a freshman ... Standout on the basketball court and in track & field ... Helped lead Franklin's basketball squad to a 20-4 record and a Texas 3A fourth-round playoff appearance as a junior ... Chose Baylor over Arkansas, Houston, SMU and Boston College.



# 44

## JOSH WHITE

LB • 6-0 • 217 • RJR. • 1L  
HOUSTON, TEXAS (CY CREEK HS / LSU)

**2022 (RS Sophomore):** Played in all 13 games as a reserve linebacker and key contributor on special teams ... Totaled three tackles on the year, coming vs. UAlbany, No. 7 Oklahoma State and at Oklahoma.

**Previous School:** Played in 10 games as a freshman in 2020 at LSU ... Did not appear in any games in 2021 ... As a freshman recorded six tackles, two each against Auburn, Texas A&M and Ole Miss.

**High School:** Four-star linebacker from the state of Texas ... Prepped at Cypress Creek High School in Houston ... Ranked No. 12 nationally at his position by 247Sports and Rivals ... Rivals ranks him the No. 8 recruit in the state of Texas ... Had a total of 332 career tackles with 188 solos in his career ... Picked up 7.5 sacks and had three fumble recoveries ... Blocked two punts as a senior ... Forced seven fumbles in his career and had one interception ... TD Club of Houston 2019 Defensive Player of the Year ... Is a two-time District 17-6A Defensive MVP.



# 94

## PALMER WILLIAMS

P • 6-1 • 187 • FR. • HS  
ADVANCE, N.C. (DAVIE HS)

**High School:** A three-star prospect according to 247Sports and ESPN ... A 4.5-star prospect according to Chris Sailer Kicking ratings ... Ranked as the No. 3 punter in the nation and No. 42 overall player in the state of North Carolina by 247Sports ... The No. 14 punter in the country and No. 37 player in the state, according to ESPN ... Selected to 2023 Adidas All-American Bowl on NBC Punter ... A "great-looking athlete with excellent college potential whose punting is a major strength," according to Chris Sailer Kicking, averaging over 40 yards per punt with 4.6+ hang time ... Also has 50+-yard field goal range ... Averaged 43.6 yards per punt as a senior in 2022 ... In 2021, averaged 36.8 yards per punt and downed four inside-the-20 ... Also served as kicker for DHS, connecting on 54 of 56 PAT attempts ... Made seven of 10 career field goal attempts, with long of 47 yards ... Also competed in track and field, as well as lacrosse ... Regional qualifier in the discus throw as a junior with a personal best 136-8 in the event ... Chose Baylor over offers from Connecticut and interest from North Carolina, NC State, Virginia Tech and Wake Forest.



# 77

## TATE WILLIAMS

OL • 6-4 • 305 • RSO. • 1L  
WALL, TEXAS (WALL HS)

**2022 (RS Freshman):** Second-Team Academic All-Big 12 honoree ... Played in all 13 games as a reserve offensive lineman and as a pass-eligible extra offensive lineman in jumbo packages ... Wore a pair of uniforms during games, No. 77 in traditional offensive line roles and No. 92 when eligible to catch passes.

**2021 (Freshman):** Redshirted ... Did not appear in any games.

**High School:** Key performer at Wall High School for coach Houston Guy ... Led team to 8-4 record as a senior ... Two-time All-State honoree ... On offensive line, graded at 91 percent with 73 pancake blocks ... Has also seen time on defense with 16 tackles, 6.0 TFL and two QB hurries ... Anchored an offense that piled up more than 239 yards per game on the ground and 33 rushing touchdowns ... Graded out at 94 percent with 65 pancake blocks as a junior ... Rated four stars by 247 Sports ... No. 23 in Texas ... No. 9 offensive guard nationally ... No. 139 player in the country ... Rivals rates three stars ... No. 78 in nation ... ESPN ranks as No. 81 in Texas ... No. 26 offensive guard in the country ... Three-star recruit ... Dave Campbell's Texas Football No. 37 player in Texas ... No. 2 offensive guard in the state ... Also a thrower on track and field team.

**Personal:** Son of Ty and Kristie Williams ... father was an All-American shot putter at Angelo State ... pre-business major.



## PLAYERS



27

**TEVIN WILLIAMS III**

CB • 6-2 • 193 • RSO. • 1L  
STILLWATER, OKLAHOMA (STILLWATER HS)

**2022 (Redshirt Freshman):** Played in 12 games with one start as a reserve cornerback and key contributor on special teams ... Finished with 10 tackles, a tackle for a loss, an interception and a pass break-up ... Had a tackle and broke up a pass in the season opener vs. UAlbany ... Had a stop vs. Texas State ... Picked off his first career pass in a 45-17 rout of Texas Tech in Lubbock ... Went for three tackles vs. No. 7 Oklahoma State ... Earned his first career start in the Armed Forces Bowl vs. Air Force, making five tackles.

**2021 (Freshman):** Appeared in the final three games of the season vs. Texas Tech, (11/27), vs. Oklahoma State (12/4) and vs. Ole Miss (1/1).

**High School:** Prepped at Stillwater (Okla.) High School for coach Tucker Barnard ... Led team to 9-1 record in 2020 ... Helped team to a pair of state title games ... 42 tackles, 3.0 TFL and one interception as a senior ... Added four pass breakups ... Also had 17 receptions for 401 yards and four touchdowns on offense ... First-Team All-Conference selection ... 38 tackles and two interceptions in his junior season ... 31 tackles and two picks as a sophomore ... Rated four stars by 247 Sports ... No. 8 player in Oklahoma ... No. 27 corner nationally ... Rivals' No. 4 player in Oklahoma ... No. 46 corner nationally ... three-star prospect ... Rated three stars by ESPN ... No. 9 player in Oklahoma ... No. 32 corner nationally ... No. 16 on The Oklahoman's 2021 Super 30 list.

**Personal:** Son of Tevin, Sr. and Melissa Williams ... pre-psychology major.



15

**CARL WILLIAMS IV**

CB • 6-0 • 179 • FR. • HS  
BATON ROUGE, LA. (SOUTHERN LAB HS)

**High School:** Consensus three-star prospect ... Ranked as the No. 56 cornerback nationally and No. 22 overall player in Louisiana by 247Sports ... Tabbed as the No. 61 corner in the nation according to Rivals ... Helped Southern Lab to a 12-2 record and the Louisiana Division IV state championship as a junior in 2021 ... Also plays baseball and runs track ... Ran a 10.49 in the 100 meters as a junior in spring 2022 ... Ran the third leg of SLHS' 1A state champion 4x100-meter relay team and the third leg of bronze medal-winning 4x200-meter relay ... Hit .333 as a sophomore in 2021 for SLHS baseball team, drove in 16 and stole 20 bases on 29 attempts ... Chose Baylor over offers from Kentucky, Louisiana Tech, Missouri, Tennessee, Tulane and Vanderbilt, among others.



37

**TAY'SHAWN WILSON**

CB • 6-0 • 175 • FR. • HS  
CYPRESS, TEXAS (MAYDE CREEK HS)

**High School:** Consensus four-star prospect according to Rivals ... Rated the No. 31 cornerback nationally and No. 39 overall player in the state of Texas by Rivals ... Tabbed as the No. 32 corner in the country and the No. 59 overall player in Texas by ESPN ... Ranked as the No. 41 cornerback in the nation and No. 69 overall player in Texas by 247Sports ... Made 19 tackles, including 12 solo, forced a fumble, broke up a pass, and collected an interception as a senior in 2022 ... Blocked four field goals and scored two defensive TDs as a junior in 2021 ... Also ran track, recording a 10.62 100-meter dash and a 21.86 200-meter time ... Chose Baylor over offers from Colorado, Georgia Tech, Houston, Kansas, Nebraska, SMU, Texas, Tulane and UTSA, among others.



91

**TREY WILSON**

DL • 6-3 • 266 • FR. • HS  
GARLAND, TEXAS (LAKEVIEW CENTENNIAL HS)

**High School:** Star defensive lineman in Garland, Texas, for Lakeview Centennial High School ... A four-star prospect according to ESPN, ranked as the 58th best prospect in the state and the 49th best defensive end ... Ranked by 247Sports as a three-star prospect, the 111th best defensive lineman in the nation and the 176th best prospect in the state ... Tabbed by Rivals as a three-star prospect and the 41st best weakside defensive end in the class ... A three-star prospect according to Dave Campbell's Texas Football, where he is ranked as the 80th best prospect in the state and the 13th best defensive end ... A first-team pick at defensive end as a junior in 2021 ... Tabbed defensive newcomer of the year in the district in 2020 as a sophomore ... Chose Baylor over Arkansas, Florida State, Michigan, Houston, Nebraska, Mississippi State, Ole Miss, Oklahoma State, SMU, Stanford, Texas Tech, Miami, USC, Utah, Washington and Arizona State, among others.



14

**ARMANI WINFIELD**

WR • 6-2 • 205 • RFR. • RS  
LEWISVILLE, TEXAS (LEWISVILLE HS)

**2022 (Freshman):** Redshirted the season ... Played in three games, including outings vs. UAlbany, No. 21 BYU and vs. Texas State ... Had a 10-yard catch vs. UAlbany.

**High School:** Played at Lewisville High School for head coach Michael Odle ... Helped team to 11-2 record as a senior ... Totaled 66 receptions for 1,006 yards and eight touchdowns ... Unanimous First-Team All-District selection ... Finished high school career with 191 receptions, 2,678 receiving yards and 26 touchdowns ... Unanimous District 6-6A First-Team selection in 2019 ... District 6-6A Co-Offensive Newcomer of the Year as a freshman in 2018 ... Under Armour All-American ... A four-star prospect according to each of the three major recruiting sites ... ESPN's No. 26 prospect in the state of Texas ... No. 31 prospect in Texas according to 247Sports ... Rivals' No. 32 recruit in the state of Texas ... No. 127 player in the ESPN300 ... Also rank track in high school ... Chose Baylor over Alabama, Texas, Texas A&M, Michigan, Michigan State, Florida, Florida State and Ole Miss, among others.

**Personal:** Son of Patricia Winfield.



# PLAYERS



## 43

### GAVIN YATES

TE • 6-3 • 232 • JR. • 2L  
FRISCO, TEXAS (MEMORIAL HS)

**2022 (Sophomore):** Played in all 13 games as a reserve tight end/fullback and as a key member of the special teams unit ... Caught a 10-yard pass vs. Texas State ... Was used as a fullback in short-yardage scenarios.

**2021 (Freshman):** Made his debut at Texas State but did not record a stat (9/4) ... Played but did not record a stat vs. Texas Southern (9/11) ... Scored a touchdown on his career-first rushing attempt and made one catch for 18 yards at Kansas (9/18) ... Played but did not record a stat against Iowa State (9/25) ... Did not play at Oklahoma State (10/2) ... Had one catch for 11 yards against West Virginia (10/9) ... Played but did not record a stat vs. BYU (10/16) ... Tallied one catch for two yards against Texas (10/30) ... Played but did not record a stat at TCU (11/6), vs. Oklahoma (11/13), at Kansas State (11/20) and vs. Texas Tech (11/27) ... Had one catch for four yards in the Big 12 Championship Game against Oklahoma State (12/4) ... Played but did not record a stat against Ole Miss in the Sugar Bowl (1/1).

**High School:** Played at Frisco Memorial High School for coach Derrick Roberson ... Played both tight end and defensive end in high school ... Finished high school career with 101 tackles and nine sacks ... Added 46 QB hurries ... Tallied five sacks as a senior ... Also played lacrosse ... Was team defensive MVP in 2021.

**Personal:** Son of Eric and Jil Yates ... has one sister, Brooke ... pre-business major.

#### YATES CAREER STATISTICS

##### RECEIVING

YEAR	G/GS	REC	YD	AVG	TD	LP/OPPONENT
2021	13/0	4	35	8.8	0	18/at KU
2022	13/0	1	10	10.0	0	10/Texas State
<b>CAREER</b>	<b>26/0</b>	<b>5</b>	<b>45</b>	<b>9.0</b>	<b>0</b>	<b>18/at KU</b>

##### RUSHING

YEAR	G/GS	ATT	YD	AVG/A	TD	LP/OPPONENT
2021	13/0	1	2	2.0	1	2/at KU (TD)
2022	13/0	0	0	0.0	0	-
<b>CAREER</b>	<b>26/0</b>	<b>1</b>	<b>2</b>	<b>2.0</b>	<b>1</b>	<b>2/at KU (TD)</b>

#### YATES' GAME-BY-GAME RECEIVING STATS

DATE	OPPONENT	REC	YDS	AVG	TD	TD YDS
9/4/21	at Texas State	0	0	0.0	0	--
9/11/21	TEXAS SOUTHERN	0	0	0.0	0	--
9/18/21	at Kansas	1	18	18.0	0	--
9/25/21	IOWA STATE	0	0	0.0	0	--
10/2/21	at Oklahoma State	DID NOT PLAY				
10/9/21	WEST VIRGINIA	1	11	11.0	0	--
10/16/21	BYU	0	0	0.0	0	--
10/30/21	TEXAS	1	2	2.0	0	--
11/6/21	at TCU	0	0	0.0	0	--
11/13/21	OKLAHOMA	0	0	0.0	0	--
11/20/21	at Kansas State	0	0	0.0	0	--
22/27/21	TEXAS TECH	0	0	0.0	0	--
12/4/20	OKLAHOMA STATE	1	4	4.0	0	--
1/1/22	OLE MISS	0	0	0	0	--

DATE	OPPONENT	REC	YDS	AVG	TD	TD YDS
9/3/22	UALBANY	0	0	0.0	0	--
9/10/22	at BYU	0	0	0.0	0	--
9/17/22	TEXAS STATE	1	10	10.0	0	--
9/24/22	at Iowa State	0	0	0.0	0	--
10/1/22	OKLAHOMA STATE	0	0	0.0	0	--
10/13/22	at West Virginia	0	0	0.0	0	--
10/22/22	KANSAS	0	0	0.0	0	--
10/29/22	at Texas Tech	0	0	0.0	0	--
11/5/22	at Oklahoma	0	0	0.0	0	--
11/12/22	KANSAS STATE	0	0	0.0	0	--
11/19/22	TCU	0	0	0.0	0	--
11/25/22	at Texas	0	0	0.0	0	--
12/22/22	vs. Air Force	0	0	0.0	0	--

## COACHING STAFF



**DAVE ARANDA**  
HEAD COACH (4TH SEASON)  
CAL LUTHERAN, 1999

A 2020 National Champion and 26-year coaching veteran, Dave Aranda was named the 28th head coach in Baylor Football history on Jan. 16, 2020.

Aranda (uh-RAN-duh) came to Waco after four seasons as associate head coach and defensive coordinator at LSU, including a 2020 National Championship and a 2019 SEC Championship. Widely considered one of the top defensive minds in football, Aranda has a track record of producing NFL-ready players

Aranda led the Bears to their 11th bowl game in the last 13 years in 2022, a season that saw Baylor ranked in the top-25 polls in 10 of 16 weeks. Baylor earned a pair of monumental road wins, including a rout at Texas Tech for its first win in Lubbock since 1990, in a series that played 10 straight in Arlington, and a win at Oklahoma to claim BU's second straight win over the Sooners. Baylor won three games on the road in league play, just one win shy of the program record for road league wins.

In 2022, the Bears saw defensive tackle Siaki Ika earn All-America honors from Phil Steele. Running back Richard Reese shattered the freshman rushing record and earned Big 12 Conference Offensive Newcomer of the Year.

In just his second season in Waco, Aranda led Baylor to a third Big 12 Championship and the biggest bowl win in program history, a 21-7 Sugar Bowl victory over Ole Miss. The win was Baylor's first BCS/New Year's Six bowl win in the modern era.

The Bears also won 12 games for the first time in program history, despite being picked to finish eighth in the Big 12 preseason media poll. BU finished the season ranked No. 5 nationally, the highest final ranking in program history.

Following the season's success, Aranda was named the 2021 George Munger Coach of the Year and was a 2021 Coach of the Year finalist for three separate awards, including the Bear Bryant Award, Dodd Trophy and Eddie Robinson Award. He also received Big 12 Coach of the Year honors from the Associated Press.

In 2021, Aranda's Bears tied for the best turnaround in college football, boasting a ten-win improvement from the previous year, including a school-record five wins against ranked opponents.

The turnaround was spurred by complementary football, spearheaded by a defense that held every opponent to 30-points or fewer, one of just three teams in the country to accomplish the feat. Under the direction of Aranda and defensive coordinator Ron Roberts, the defense punctuated their dominant season with an Allstate Sugar Bowl-record 10-sacks, while linebacker Terrel Bernard tied a Sugar Bowl record with 20 tackles. On average, the BU defense held opponents 13.2 points per game below their season average.

Under the guidance of Aranda and first-year offensive coordinator Jeff Grimes, Baylor's offense ranked 10th nationally with 5.37 yards per rush. BU increased its rushing production by 142% from 2020, raising its rushing average from 90.3 yards per game (123rd nationally) to 219.3 yards per game (10th nationally). Additionally, Baylor ranked inside the nation's top-15 in fewest sacks allowed. Baylor running back Abram Smith also set program records with nine 100-yard rushing games in a single season along with the single-season rushing record (1,601).

In 2021, Baylor had seven players named to the All-Big 12 first-

and second-teams, including four individual award winners in Jalen Pitre (Defensive Player of the Year), Trestan Ebner (Special Teams Player of the Year), Connor Galvin (Offensive Lineman of the Year) and Siaki Ika (Defensive Newcomer of the Year). Additionally, Pitre was one of three finalists for the 2021 Jim Thorpe Award, honoring the nation's top defensive back.

Three different Bears earned seven All-America honors from the five publications that make up the NCAA's consensus teams, highlighted by Pitre's four first-team accolades and one second-team recognition. Jacob Gall (second-team) and Galvin (third-team) were also recognized.

In his first season at Baylor, Aranda's program featured his first player earning All-America honors, with Trestan Ebner being selected to four different All-America teams. Additionally, Ebner was named Big 12 Special Teams Player of the Year, and nine players were selected to the All-Big 12 team highlighted by first-team defensive back Jalen Pitre.

In six seasons as a defensive coordinator at a Power 5 Conference school, Aranda's defenses ranked in the Top 12 nationally in total yards five times. His defenses also ranked among the top 10 in scoring four of his final seven years. Since taking over as the defensive coordinator at Utah State in 2014 through his last season at LSU in 2019, Aranda's defenses allowed a touchdown or less in 48 of 108 games.

Over LSU's final five games of the 2019 season, including the SEC Championship and College Football Playoff, the Tigers allowed only 18 ppg with wins over No. 3 Clemson, No. 4 Oklahoma, No. 4 Georgia, Texas A&M, and Arkansas. In that stretch, the Tigers' defense allowed only 295.0 yards per game and intercepted six passes.

In his four years as defensive coordinator with the Tigers from 2016-19, Aranda had 18 of his players selected in the NFL Draft, including first-round picks K'Lavon Chaisson (2020), Patrick Queen (2020), Devin White (2019), Tre'Davious White (2017) and Jamal Adams (2017). In addition to the draft picks, eight more of Aranda's LSU defenders have made NFL rosters as free agents. From 2010-15, Aranda had six defenders drafted from stops at Hawai'i, Utah State, and Wisconsin.

During his stay at LSU, the Tigers increased their win total each season and produced a 42-11 overall mark. Seven players earned first-team All-America, and 11 achieved first-team All-SEC status under Aranda. All-America honorees include first-team selections Derek Stingley, Jr. (2019), Grant Delpit (2018-19), Devin White (2018), Greedy Williams (2018), Tre'Davious White (2016), and Jamal Adams (2016).

Led by 2019 Thorpe Award winner Delpit, LSU's defense ranked No. 2 in the SEC in sacks (37.0), tackles for loss (96.0), and turnover margin (+10) while completing a perfect 15-0 record. The Tigers ranked No. 6 nationally and led the SEC, allowing third-down conversions only 29.6 percent of the time. LSU's 17 interceptions ranked No. 5 in the nation and led the SEC.

Aranda pupil Jacob Phillips was the 2019 SEC leader with 113 tackles, the second consecutive season an LSU linebacker led the league in stops following Devin White in 2018.

White, a player Aranda groomed for three years, became LSU's first Butkus Award winner in 2018. He capped his LSU career by earning consensus All-America honors on his way to becoming the highest-drafted linebacker in school history.

Under Aranda's direction from 2016-19, LSU ranked in the top five in most defensive categories in the SEC. The Tigers led the SEC in interceptions from 2018-19, along with ranking in the top three in rushing defense and sacks three times between 2016-19. His defensive unit has also ranked in the top five in passing defense and total defense in three of those four seasons, along with top four in scoring defense twice in that period.

In his first two seasons in Baton Rouge, Aranda’s defense allowed a mere 20 passing touchdowns, with the 11 allowed in 2017 tying for fifth nationally. In his first season in 2016, LSU’s defense had one of its best-ever performances as the unit finished the season ranked among the top three in the SEC in four major defensive categories, a feat not accomplished since 2006. It allowed the fewest total touchdowns (16) nationally and fewest touchdowns per game (1.3). The defense ranked fifth nationally in scoring with 15.8 points allowed per game and 10th in total yards allowed (314.4 yards per game). The Tigers held nine of 12 opponents to one touchdown or less, and only one opponent scored more than two offensive touchdowns. Individually, linebacker Arden Key broke the school record for sacks in a season with 12.

Prior to joining LSU, Aranda served as defensive coordinator at Wisconsin, where he led a Badgers unit that in a combined three-year span, ranked in the top five in the nation in the four major defensive categories – scoring, total yards, passing yards and rushing yards.

From 2013-15, Aranda’s defense at Wisconsin allowed an average of 289.4 yards per game – which ranked first in the nation over that span. His defense allowed 16.9 points (No. 2 nationally), 179.9 passing yards (No. 3 nationally) and 109.6 rushing yards (No. 4 nationally) over the three years, a stretch that saw Wisconsin post a 30-10 record, reach the Big Ten title game in 2014 and play in two New Year’s Day bowl games.

Aranda’s 2015 defense capped the regular season leading the nation in points allowed at 13.1 points a contest. Wisconsin ranked No. 3 in the nation in total defense (268.5 yards per game), No. 4 in rushing defense (95.4 yards per game) and No. 7 in passing defense (173.2 yards per game).

Aranda spent the 2012 as defensive coordinator at Utah State where he helped the Aggies to a school record 11 wins. He oversaw an Aggies defense that ranked No. 7 in the country in scoring defense, allowing just 15.4 points per game.

In addition to scoring defense, Utah State also ranked among the top 15 nationally in sacks (eighth), pass efficiency defense (10th), rush defense (12th) and total defense (15th). The Aggies finished No. 3 nationally in red zone scoring defense (63.6 percent).

Aranda spent four years at Hawai’i from 2008-11, the last two as the Warriors’ defensive coordinator after coaching the defensive line his first two seasons. During the 2011 season at Hawai’i, Aranda’s defense led the Western Athletic Conference and was tied for 15th in the FBS in sacks with 35.

In 2010, Aranda’s Hawai’i defense led the nation in turnovers caused (38), while ranking second in the nation in interceptions (23) and ninth in fumbles recovered (15), as well as tying the school record for most defensive touchdowns with five.

Prior to Hawai’i, Aranda coached at Delta State University in 2007, where he served as co-defensive coordinator and secondary coach. Following the season, he spent one month as defensive coordinator at Southern Utah before being asked to join the Hawai’i staff.

In one year at Delta State, Aranda helped the school win the Gulf South Conference and lead NCAA Division II in pass efficiency defense, ranking second in total and scoring defense, and third in run defense.

Before Delta State, Aranda spent two years as the defensive coordinator and linebackers coach at his alma mater, California Lutheran, where the Kingsmen led the conference in scoring defense and total defense. It was his second go-around with California Lutheran after serving as an assistant from 1996-99, while finishing his degree.

Aranda spent five seasons in the state of Texas including a

stint as linebackers coach at Houston (2003-04) and as a graduate assistant at Texas Tech (2000-02).

After he graduated from Redlands High School in California in 1994, numerous surgeries followed and ended his playing career. In 1995, he started his coaching resume at Redlands as an assistant coach. Aranda graduated from California Lutheran in 1999 with a bachelor’s degree in philosophy. In 2002, he earned his master’s degree in interdisciplinary studies at Texas Tech.

Aranda and his wife, Dione, have two daughters, Jaelyn and Jordyn, and a son, Ronin.

## THE ARANDA FILE

### PERSONAL

Born: Sept. 29, 1976  
Family: Wife: Dione; Children: Jaelyn, Jordyn, Ronin

### EDUCATION

High School: Redlands, 1994  
College: California Lutheran, 1999 (Philosophy)  
Texas Tech, 2002 (Interdisciplinary Studies)

### COACHING EXPERIENCE

1995 Redlands (Calif.) High School, defensive coordinator/linebackers/offensive line  
1996-99 California Lutheran, linebackers  
2000-02 Texas Tech, graduate assistant  
2003-04 Houston, linebackers  
2005-06 California Lutheran, defensive coordinator/linebackers  
2007 Delta State, co-defensive coordinator/secondary  
2008-09 Hawaii, defensive line  
2010-11 Hawaii, defensive coordinator  
2012 Utah State, defensive coordinator  
2013-15 Wisconsin, defensive coordinator/inside linebackers  
2016 LSU, defensive coordinator/linebackers  
2017-19 LSU, associate head coach/defensive coordinator/linebackers  
2020- Baylor, head coach

### POSTSEASON EXPERIENCE

2000 GalleryFurniture.com Bowl (graduate assistant, Texas Tech)  
2001 Alamo Bowl (graduate assistant, Texas Tech)  
2002 Tangerine Bowl (graduate assistant, Texas Tech)  
2003 Hawaii Bowl (assistant coach, Houston)  
2008 Hawaii Bowl (assistant coach, Hawaii)  
2010 Hawaii Bowl (defensive coordinator, Hawaii)  
2012 Famous Idaho Bowl (defensive coordinator, Utah State)  
2013 Capital One Bowl (defensive coordinator, Wisconsin)  
2014 Big Ten Championship Game (defensive coordinator, Wisconsin)  
2014 Outback Bowl (defensive coordinator, Wisconsin)  
2015 Holiday Bowl (defensive coordinator, Wisconsin)  
2016 Citrus Bowl (defensive coordinator, LSU)  
2017 Citrus Bowl (defensive coordinator, LSU)  
2018 Fiesta Bowl (defensive coordinator, LSU)  
2019 SEC Championship Game (defensive coordinator, LSU)  
2019 Peach Bowl (defensive coordinator, LSU)  
2019 CFP National Championship (defensive coordinator, LSU)  
2021 Big 12 Championship Game (head coach, Baylor)  
2021 Sugar Bowl (head coach, Baylor)  
2022 Armed Forces Bowl (head coach, Baylor)

## THE ARANDA WORKSHEET

YEAR	SCHOOL	OVERALL		CONFERENCE	
		RECORD	POSTSEASON	RECORD	FINISH
2020	Baylor	2-7	---	2-7	9th
2021	Baylor	12-2	Sugar Bowl	7-2	1st
2022	Baylor	6-7	Armed Forces	4-5	5th
<b>TOTAL</b>	<b>3rd Season</b>	<b>20-14</b>	---	<b>13-14</b>	
<b>BAYLOR</b>	<b>3rd Season</b>	<b>20-14</b>	---	<b>13-14</b>	---





**AJ STEWARD**  
**ASSISTANT HEAD COACH / RUNNING BACKS**  
KANSAS, 2012

AJ Steward is in his first year as Baylor’s assistant head coach and running backs coach. He was announced on Jan. 17, 2023.

Steward joins the Bears’ coaching staff after spending the last two seasons at Oregon State in the same role. He has also had previous stops at Arizona (2020), BYU (2018-19) and Rice (2014-17). A former Kansas tight end, Steward opened his coaching career as a graduate assistant at Rice in 2012-13 before taking on the running backs coaching role for the Owls.

A native of St. Louis, Mo., Steward spent the last two seasons coaching the tailbacks at Oregon State, helping the Beavers to a 10-3 season and a 30-3 win over Florida in the Las Vegas Bowl. OSU reached the 10-win mark for just the third time in its history and the first time since 2006, finishing the year ranked No. 17 in the Associated Press and USA TODAY Coaches’ polls, checking in No. 14 in the final College Football Playoff rankings.

The Beavers ended the season winning four consecutive and seven of their last eight games. Steward led an elite running backs unit that saw three backs rush for over 400 yards. First-Team All-Pac 12 selection Damien Martinez totaled 982 yards on the ground with seven TDs, Deshaun Fenwick toted it 114 times for 553 yards and seven scores and Jam Griffin had 488 yards rushing and four TDs.

“AJ is a great addition to our coaching staff, and we are excited to bring him and his wife Virginia to Waco,” Aranda said. “AJ has quickly developed a reputation as one of the top running back coaches in the nation, and as a tireless and skilled recruiter who has a great feel for the state of Texas. AJ is man of faith who places tremendous value in person over player. I have no doubt he will be a tremendous leader within our program.”

Martinez, recruited to Oregon State as a three-star recruit out of Lewisville, Texas, earned First-Team Freshman All-America honors from The Athletic in his first year working with Steward. He was named Pac-12 Offensive Freshman of the Year, was a three-time Pac-12 Freshman of the Week selection and tied the program standard with six straight 100+ yard rushing performances in 2022.

It was the second-straight elite running back unit led by Steward, as his group was led by the Pac-12 leading rusher, B.J. Baylor in 2021. Baylor rushed for 1,337 yards in 2021 to earn All-Pac 12 first-team accolades and honorable mention All-America honors. Under his guidance, the Beavers set program records with 5.3 yards per rush and 6.4 yards per play.

Steward spent the 2020 season as the running backs coach at Arizona, where the Wildcats rushed for over 156 yards per game during a COVID-19 shortened season. He helped guide Gary Brightwell to a sixth-round selection in the NFL Draft.

Working under Grimes at BYU in 2018-19, serving as the running backs coach. The Cougs rushed for 52 total TDs in his two seasons, as Grimes implanted his “RVO” offense to great aplomb with the assistance of Steward. BYU had five different players go for 100 or more rushing yards in a game over the two seasons, averaging nearly 160 rushing yards per game in each of his seasons. He helped guide the Cougars to the 2019 Hawaii Bowl and the 2018 Famous Idaho Potato Bowl.

In 2019, Steward mentored a pair of graduate transfers at running back for the Cougars, including Ty’Son Williams and Emmanuel Esukpa. The duo helped combine with others in a talented room to total over 2,000 rushing yards for the first time since 2016, going for 4.4 yards per carry with 25 total TDs.

Steward coached at Rice from 2012-17, serving as the graduate assistant from 2012-13 before taking over as the full-time running backs coach for the 2014 season. In 2017, Rice ranked in the nation’s top 40, averaging 187 rushing yards per game, with Nahshon Ellerbe and Austin Walter combining for 10 rushing scores and 5.3 yards per carry.

He mentored Rice running backs Darik Dillard and Jowan Davis, who combined for 4,226 yards and 36 TDs in their careers, both ranking among the top-10 rushers in program history. In 2015, he had four backs go for at least one 100+ yard rushing effort, a first in Rice history. Samuel Stewart and Austin Walter earned Conference USA All-Freshman Team honors and helped guide the Owls to the Armed Forces Bowl, the Liberty Bowl and the Hawaii Bowl. While he was a graduate assistant in 2013, Steward helped Charles Ross lead C-USA in rushing with 1,280 yards and 15 TDs.

Steward was a four-year letterwinner at Kansas, where he was recruited as a quarterback, moved to wide receiver and eventually to tight end. He played in 37 career games, with five catches for 31 yards and three tackles. He was named the Scout Team Player of the Year for the Jayhawks during their 2007 Orange Bowl season.

A four-time member of the Athletic Director’s Academic Honor Roll, he earned his bachelor’s degree in health and physical education from Kansas in 2012 and will be joined in Waco by his wife, Virginia and their two boys, AJ (4) and Jaxon (1).

**THE STEWARD FILE**

**PERSONAL**

Hometown: St. Louis, Mo.  
Family: Wife: Virginia; Sons: AJ (4), Jaxon (1)

**EDUCATION**

College: Kansas, 2012

**PLAYING EXPERIENCE**

Kansas (2007-11), quarterback, wide receiver, tight end

**COACHING EXPERIENCE**

2012-13 Rice, graduate assistant  
2014-17 Rice, assistant coach / running backs  
2018-19 BYU, assistant coach / running backs  
2020 Arizona, assistant coach / running backs  
2021-22 Oregon State, assistant coach / running backs  
2023 Baylor, assistant head coach / running backs

**POSTSEASON EXPERIENCE**

2012 Armed Forces Bowl, graduate assistant  
2013 Liberty Bowl, graduate assistant  
2014 Hawaii Bowl, assistant coach  
2018 Idaho Bowl, assistant coach  
2019 Hawaii Bowl, assistant coach  
2021 Los Angeles Bowl, assistant coach  
2022 Las Vegas Bowl, assistant coach





**JEFF GRIMES**  
**OFFENSIVE COORDINATOR / TIGHT ENDS**  
UTEP, 1991

Jeff Grimes serves as Baylor’s offensive coordinator and tight end coach. He joined Dave Aranda’s staff in January 2021. A 29-year coaching veteran, Grimes made an instant splash in Waco as he was one of five assistant coaches up for the Frank Broyles Award, which honors the nation’s top assistant, for a second-straight season.

The Bears saw its offensive attack continue to excel in 2022, ranking among the top-10 in program history in a several categories, including scoring the seventh-most TDs (34), while totaling the 10th most total yards (5,380) and first downs (296). In the air, Baylor ranked fourth-best in single-season history in completing 63 percent of its passing attempts.

Individually, Richard Reese shattered the program standard for freshman rushing yards, earning Big 12 Offensive Newcomer of the Year honors.

In 2021 Grimes, a native of Garland, Texas, brought his “RVO” philosophy to Waco. The “Reliable Violent Offense” is an attacking, multiple-formation offense that runs a few plays in many ways with as much misdirection as any team in the country.

Under his guidance, the Bears’ offense ranked 10th nationally with 5.37 yards per rush and 30th nationally with 6.32 yards per play. BU increased its rushing production by 129 yards per game over the 2020 season, raising its rushing average from 90.3 yards per game (123rd nationally) to 219.3 yards per game (10th nationally).

Grimes also helped Baylor senior running back Abram Smith to a monster senior year, ranking among the nation’s best in yards per carry (14th, 6.23), total rushing (5th, 1,601), and rushing touchdowns (tied for 39th, 12). Ben Sims (361 yards, 6 TDs) and Tyquan Thornton (948 yards, 10 TDs) each had career years for the Bears as well.

Offensive Lineman Connor Galvin was named the Big 12 Offensive Lineman of the Year. Smith and Sims made their way onto the All-Big 12 Second Team, while Gerry Bohanon (QB), Jacob Gall (OL), Xavier Newman-Johnson (OL), Sims (TE) and R.J. Sneed (WR) made All-Big 12 Honorable Mention.

Prior to coming to Baylor, Grimes directed a high-powered offense at BYU in 2020 that finished its season ranked in the top-15 of 10 different statistical categories, including scoring (3rd, 43.5 ppg), total offense (7th, 522.2 ypg) and passing offense (8th, 332.1 ppg).

With Grimes at the helm, the 2020 BYU Cougars tied for the national lead in yards per play at 7.84, and led all of FBS in plays of 30 or more yards with 45. Overall, BYU scored 40 or more points nine times in 12 games.

Under Grimes’ leadership, BYU quarterback Zach Wilson was named a finalist for the Heisman Trophy and Manning Award, as well as a semifinalist for the Walter Camp Player of the Year, the Maxwell Award and the Davey O’Brien Award. In 2020, Wilson passed for 3,692 yards, 33 touchdowns and posted a 196.4 passing efficiency. He finished the year ranked in the top-10 nationally in 11 offensive categories.

Led by All-American offensive lineman Brady Christensen, the BYU offensive line allowed only 12 sacks in 12 games, the eighth-best per game average in the country, and helped the Cougars to

the fourth-most rushing touchdowns nationally with 34. Running back Tyler Allgeier rushed for 1,130 yards, the ninth-best total in BYU history and the eighth-best total by a FBS player for the season.

Overall, BYU had four offensive players named to All-America teams in 2020, including Wilson, Christensen, and wide receiver Dax Milne. Additionally, freshman tight end Isaac Rex earned Freshman All-America honors from The Athletic. Wilson (1st round, No. 3 overall, New York Jets), Christensen (3rd round, Carolina) and Milne (7th round, Washington) were each selected in the 2021 NFL Draft.

In addition to his time as a coordinator, Grimes has extensive experience as one of the country’s top offensive line coaches. Since 2000, 17 offensive linemen that played under Grimes have been selected in the NFL Draft including three first rounders (Levi Jones, Nate Solder and Greg Robinson).

He served as offensive line coach and run game coordinator at LSU from 2014-17. While in Baton Rouge, Grimes had three of his players selected in the NFL Draft to go along with nine earn All-SEC honors and four be selected as All-Americans (La’el Collins,

**THE GRIMES FILE**

**PERSONAL**

Hometown: Garland, Texas  
Family: Wife: Sheri; Daughters: Bailey, Jada; Sons: Garrison, Greydon

**EDUCATION**

College: UTEP, 1991; Texas A&M, 1997

**PLAYING EXPERIENCE**

UTEP (1987-90), offensive line

**COACHING EXPERIENCE**

- 1993-94 Riverside (Texas) HS, assistant coach
- 1995 Rice, graduate assistant
- 1996-97 Texas A&M, graduate assistant
- 1998-99 Hardin-Simmons, offensive line
- 2000 Boise State, offensive line
- 2001-03 Arizona State, offensive line
- 2004-06 BYU, offensive line
- 2007-08 Colorado, associate head coach/offensive line
- 2009-12 Auburn, offensive line
- 2013 Virginia Tech, offensive line
- 2014-17 LSU, run game coordinator/offensive line
- 2018-20 BYU, offensive coordinator
- 2021- Baylor, offensive coordinator/tight ends

**POSTSEASON EXPERIENCE**

- 1988 Independence Bowl (player, UTEP)
- 2000 Aloha Bowl (assistant coach, Boise State)
- 2002 Holiday Bowl (assistant coach, Arizona State)
- 2005 Las Vegas Bowl (assistant coach, BYU)
- 2006 Las Vegas Bowl (assistant coach, BYU)
- 2007 Independence Bowl (assistant coach, Colorado)
- 2010 Outback Bowl (assistant coach, Auburn)
- 2010 SEC Championship Game (assistant coach, Auburn)
- 2010 BCS National Championship Game (assistant coach, Auburn)
- 2011 Chick-fil-A Bowl (assistant coach, Auburn)
- 2013 Sun Bowl (assistant coach, Virginia Tech)
- 2014 Music City Bowl (run game coordinator, LSU)
- 2015 Texas Bowl (run game coordinator, LSU)
- 2016 Citrus Bowl (run game coordinator, LSU)
- 2017 Citrus Bowl (run game coordinator, LSU)
- 2018 Famous Idaho Potato Bowl (offensive coordinator, BYU)
- 2019 Hawaii Bowl (offensive coordinator, BYU)
- 2020 Boca Raton Bowl (offensive coordinator, BYU)
- 2021 Big 12 Championship Game (offensive coordinator, Baylor)
- 2021 Sugar Bowl (offensive coordinator, Baylor)
- 2022 Armed Forces Bowl (offensive coordinator, Baylor)

Vadal Alexander, Ethan Pocić and Will Clapp).

LSU's offensive line helped pave the way for four consecutive 1,000-yard rushers in each of Grimes' four seasons. In 49 games as LSU's offensive line coach and run game coordinator, the Tigers had at least one running back reach the 100-yard rushing mark 34 times.

He spent one season as run game coordinator and offensive line coach at Virginia Tech in 2013 following four seasons as offensive line coach at Auburn from 2009-12 that included the program's second National Championship in 2010.

During Auburn's 2010 national championship season, Grimes' coached an offensive line that helped set school records for total yards of offense (6,989) and points (577) for a second consecutive season. The Tigers were No. 5 nationally in rushing yards per game (284.8) and led the SEC in scoring (41.2). Auburn's 2010 team set school records for rushing touchdowns (41), passing touchdowns (31), rushing yards (3,987) and had three offensive linemen earn individual honors.

Grimes also had successful stints leading the offensive lines at Colorado (2007-08), BYU (2004-06), Arizona State (2001-03) and Boise State (2000). He got his start in collegiate coaching at Hardin-Simmons (1998-99), and also served as a graduate assistant at Texas A&M (1996-97) and Rice (1995). Following the completion of his playing career he coached at Riverside High School in El Paso (1993-94).

Grimes earned his bachelor's degree in education from UTEP in 1991 and a master's degree in education administration from Texas A&M in 1997. He and his wife, Sheri, have four children, daughters, Bailey and Jada, and sons, Garrison and Greydon. Garrison served as the long snapper for the 2022 Bears.



**MATT POWLEDGE**  
**DEFENSIVE COORDINATOR / SAFETIES**  
SAM HOUSTON, 2009

Matt Powledge – who spent the 2022 season as the co-defensive coordinator at Oregon following two years as the safeties and special teams coordinator at Baylor – has been named the defensive coordinator for the Bears, it was announced on Dec. 29, 2022.

Powledge rejoins the Baylor coaching staff following a season as the co-defensive coordinator and safeties coach at Oregon in 2022. He spent the 2020 and 2021 seasons on Aranda’s staff in Waco, following two-year stints at Louisiana-Lafayette (2018-19), ULM (2016-17) and Sam Houston (2014-15). He opened his coaching career at Kentucky (2013), Northwestern State (2012) and Southeastern Louisiana (2010-11) after playing fullback for his hometown Sam Houston (2005-09).

A native of Huntsville, Texas, Powledge is coming off a 10-win season with the Ducks, leading Oregon to a 7-2 mark in the Pac-12, three top-15 wins and the Holiday Bowl Title. The Ducks, ranked No. 15 in the College Football Playoff top-25, ranked eighth in the nation in interceptions, 24th in red-zone defense and 33rd in rushing defense leading into their bowl game on Wednesday.

Under Powledge’s tutelage, Oregon defensive back Bennett Williams earned All-Pac-12 honorable mention honors in 2022 for the Ducks while logging time at the safety or STAR position. Williams led the team with 67 tackles, including two interceptions, six pass break-ups and two forced fumbles.

Powledge shined as Baylor’s safeties coach – a key position under Aranda’s defensive system – while also directing one of the nation’s top special teams units. He helped the Bears secure the 2021 Big 12 Championship and the 2022 Sugar Bowl title after a win over Ole Miss in New Orleans.

The safeties shined under Powledge in 2021, helping Baylor establish one of the nation’s leading defensive units, ranking among the NCAA leaders in a bevy of categories, including fifth in interceptions (17) and 14th in scoring defense (19.2 points per game allowed). The stingy Bears held their 2021 opponents to 13.1 points below their season scoring average and on special teams, Powledge helped Baylor rank ninth in the nation in starting field position.

Individually, Powledge helped mentor the dynamic Jalen Pitre into a 2021 Thorpe Award finalist and the Big 12 Defensive Player of the Year, while running back and electric return man Trestan Ebner earned his second-consecutive Big 12 Special Teams Player of the Year honors.

Pitre led the Big 12 with 17.5 tackles for loss – seventh in the nation – in 2021 and had 70 tackles on the year, adding three forced fumbles, three recoveries, 2.5 sacks, two interceptions and seven pass break-ups. Ebner totaled 133 all-purpose yards per game (133.8) and had 603 total return yards. He returned a kick 98 yards for a TD vs. Iowa State in Waco to earn Big 12 Special Teams Player of the Week accolades.

In 2020, Powledge’s safety group featured Christian Morgan and JT Woods, who finished tied for the team lead with three interceptions. Additionally, Pitre led the team with 60 tackles and 13.0 tackles for a loss and returned a pair of interceptions for touchdowns.

On special teams, Ebner was named to four All-America teams as a returner or all-purpose player. Against Kansas, he became the

first player in Baylor’s modern history to return two kickoffs for touchdowns in the same game. Kicker John Mayers also earned All-Big 12 honorable mention honors.

Powledge coached at Louisiana-Lafayette from 2018-19, working as the outside linebackers coach and special teams coordinator. While in Lafayette, Powledge coached six All-Sun Belt performers as the Ragin’ Cajuns won the Sun Belt West Division twice and played in two bowl games.

In 2019, ULL had the league’s best scoring defense, allowing just 19.7 points per game while finishing second in the Sun Belt with 33 sacks.

Powledge helped lead the Ragin Cajuns to the program’s first 10-win season ever in 2018.

Powledge moved from the FCS to the FBS level in 2016-17, serving as the tight ends coach and special teams coordinator for two years at Louisiana-Monroe.

He served as the running backs coach and special teams coordinator at his alma matter in 2014-15 at Sam Houston. He coached five players to All-Southland honors and two special teamers earned All-America honors after the 2014 season. In 2014, the Bearkats ranked atop the Southland Conference leaderboard in four different special teams categories.

As a graduate assistant under Mark Stoops at Kentucky, Powledge primarily assisted with the defense and special teams. As a defensive assistant, he worked with two second-team All-Southeastern Conference choices, elite pass rusher Bud Dupree and tackling machine Avery Williamson, during the 2013 season before both went on to successful NFL careers.

Powledge coached in 2012 at Northwestern State, serving as the running backs coach for a team that piled up 1,286 rushing yards and 14 TDs. Three Bearkat backs ran for at least 250 yards.

He started his career as a graduate assistant at Southeastern Louisiana in 2010-12.

Powledge played fullback for Sam Houston from 2005-09, earning All-Southland accolades and served as the team captain in 2009. He earned his bachelor’s degree in kinesiology from Sam Houston in 2009. Playing for coach Mitch Coey at Huntsville High School, Powledge was an all-district running back and linebacker and earned area “Red Zone Player of the Year” honors.

**THE POWLEDGE FILE**

**PERSONAL**

Hometown: Huntsville, Texas  
Family: Wife: Karina; Daughter: Zoe (1)

**EDUCATION**

College: Sam Houston, 2009

**PLAYING EXPERIENCE**

Sam Houston (2005-09), fullback

**COACHING EXPERIENCE**

2010-11 Southeastern Louisiana, graduate assistant / tight ends  
2012 Northwestern State, assistant coach / running backs  
2013 Kentucky, graduate assistant / defense  
2014-15 Sam Houston, special teams coordinator / running backs  
2016-17 ULM, special teams coordinator / tight ends  
2018-19 Louisiana-Lafayette, special teams coordinator / outside linebackers  
2020-21 Baylor, special teams coordinator / safeties  
2022 Oregon, co-defensive coordinator / safeties  
2023 Baylor, defensive coordinator / safeties

**POSTSEASON EXPERIENCE**

2018 Cure Bowl (assistant coach, Louisiana-Lafayette)  
2019 LendingTree Bowl (assistant coach, Louisiana-Lafayette)  
2021 Big 12 Championship Game (assistant coach, Baylor)  
2021 Sugar Bowl (assistant coach, Baylor)  
2022 Holiday Bowl (co-defensive coordinator, Oregon)



**DALLAS BAKER**  
**ASSISTANT COACH / WIDE RECEIVERS**  
FLORIDA, 2006

Dallas Baker joined Dave Aranda’s staff as a wide receivers coach in February of 2022 with eight years of experience as a wide receivers coach.

Baker had an immediate impact on a young and unproven wide receivers unit in 2022. The Bears had to replace their top three, and four of their top five, receivers from a Sugar Bowl and Big 12 Championship season in 2021. Baker’s unit found its footing in 2022, with five receivers totaling 25 or more catches and four targets hauling in at least three TDs.

Monaray Baldwin had a break-out season in 2022, leading the team with 33 grabs for 565 yards and four TDs. Hal Presley finished with 32 catches and four TDs, while Josh Cameron emerged from walk-on to reliable target, totaling 28 catches for 386 yards. Fifth-year senior Gavin Holmes returned from a two-year injury recovery process to total 26 catches for 517 yards and four TDs.

Prior to his arrival in Waco, Baker spent a season as the wide receivers coach at the University of Buffalo under head coach Maurice Linguist. Under Baker’s guidance, Buffalo Wide Receiver Quian Williams finished in the top ten of the Mid-American Conference with 63 catches. Williams and fellow wideout Dominic Johnson averaged over 13 yards per catch which were top-15 in the conference among players with at least 30 catches.

Before joining Linguist and the Bulls, Baker coached wide receivers for four seasons at Marshall University. In 2020, the Herd had four wide receivers with at least 18 catches, which was more than any other team in Conference USA.

In 2017 and 2018, he helped Marshall receiver Tyre Brady earn first-team All-Conference USA honors. Brady’s stellar seasons led to him signing a free-agent contract in the NFL. As a senior in 2018, Brady led the team in receiving (1,002 yards) for a second-straight season and became the first Herd player to eclipse 1,000 yards since 2014. Brady joined an exclusive list of players who have led the team in receiving consecutive years, joining the likes of Marshall legend Randy Moss. Wide receiver Marcel Williams also earned honorable mention All-Conference-USA in back-to-back seasons.

Baker got his start in coaching as the wide receivers coach and passing game coordinator at Warner University in Lake Wells, Fla. From 2015-16.

Baker was a standout receiver at the University of Florida from 2003-06. With the Gators, he earned first-team All-Southeastern Conference honors as a senior after notching career-highs in receptions (60), receiving yards (920), and receiving touchdowns (10). He helped Florida to an SEC title and a win in the 2007 BCS National Championship.

Upon graduating from Florida in 2006 with a bachelor’s degree in health and human performance, Baker was drafted in the seventh round of the 2007 NFL Draft by the Pittsburgh Steelers.

He played three seasons with the Steelers (2007-09) and won a Super Bowl with the organization following the 2008 season.

Baker continued his pro career with the Jacksonville Sharks of the Arena Football League for the 2010 season. He then played for the CFL’s Montreal Alouettes and Saskatchewan Roughriders in 2011.

Baker was born in New Smyrna Beach, Florida, where he was

a star wide receiver for New Smyrna Beach High School. In 2001, he set the single-season school record with 17 touchdowns, 67 catches, and 1,142 yards.

Baker is married to Vanessa and the couple has a daughter, Angelina (14).

**THE BAKER FILE**

**PERSONAL**

Hometown: New Smyrna Beach, Fla.  
Family: Wife: Virginia; Daughter: Angelina (14)

**EDUCATION**

College: Florida, 2006

**PLAYING EXPERIENCE**

Florida (2003-06), wide receiver  
Pittsburgh Steelers (2007-09), wide receiver  
Jacksonville Sharks (2010), wide receiver  
Montreal Alouettes (2011), wide receiver  
Saskatchewan Roughriders (2011), wide receiver

**COACHING EXPERIENCE**

2015-16 Warner, wide receivers/passing game coordinator  
2017-20 Marshall, wide receivers  
2021 Buffalo, wide receivers  
2022- Baylor, wide receivers

**POSTSEASON EXPERIENCE**

2003 Outback Bowl (player, Florida)  
2004 Peach Bowl (player, Florida)  
2005 Outback Bowl (player, Florida)  
2006 BCS National Championship Game (player, Florida)  
2007 AFC Wild Card Playoffs (player, Steelers)  
2008 AFC Divisional Playoffs (player, Steelers)  
2008 AFC Championship Game (player, Steelers)  
2008 Super Bowl XLIII (player, Steelers)  
2017 New Mexico Bowl (assistant coach, Marshall)  
2018 Gasparilla Bowl (assistant coach, Marshall)  
2019 Gasparilla Bowl (assistant coach, Marshall)  
2020 Camellia Bowl (assistant coach, Marshall)  
2022 Armed Forces Bowl (assistant coach, Baylor)





**SHAWN BELL**  
**ASSISTANT COACH / QUARTERBACKS**  
BAYLOR, 2006

Former Baylor great Shawn Bell joined the football staff in December 2016. He currently serves as quarterback coach.

After serving as an offensive analyst in 2017, he was elevated to offensive line coach in March 2018. He moved to tight ends under new head coach Dave Aranda for the 2020 season, and was named quarterbacks coach in January 2021. He was named to Dave Campbell's Texas Football 40 Under 40 list in June 2021.

Bell broke in a new starting quarterback for the second consecutive year leading the unit, helping Blake Shapen develop into an offensive weapon. Shapen threw for the ninth-most yards in single-season history, completing 63.3 percent of his passes, the fifth-best total in school annals. He ranks second in Baylor career history by completing 65 percent of his pass attempts. Shapen threw for 18 TDs and sported a 137.7 passing efficiency mark on the year. His 345-yard outing vs. No. 7 Oklahoma State marked the 50th most pass yards in a single game.

In his first season at the helm of the quarterback room, Bell helped Gerry Bohanon finish with the season with 27 total touchdowns, which tied for the second-most in the Big 12 and earned him a spot on the All-Big 12 Honorable Mention team. Bohanon was also named a semifinalist for the Earl Campbell Tyler Rose Award.

After Bohanon went down with a hamstring injury, Bell helped redshirt freshman Blake Shapen guide the team to a pair of wins in Bohanon's absence, including the Big 12 Championship game. Against Oklahoma State, Shapen went 23-for-28 for 180 yards and 3 touchdowns, including a Big 12 Championship and AT&T Stadium college record 17-straight completions in the first half. Shapen was named the Big 12 Championship's Most Outstanding Performer.

With Bell serving as the tight ends coach in 2020, Ben Sims recorded the most touchdowns by a Baylor tight end since 2007. Sims finished the season with 14 receptions for 164 yards and three touchdowns in only six games.

The former record-setting Baylor quarterback returned to his alma mater following 10 seasons on the sidelines at the high school level, the last eight as head coach at Cedar Ridge, Magnolia West and Clifton.

Bell spent the 2016 season at Cedar Ridge High School in Round Rock, Texas, where he was named District 13-6A Coach of the Year after leading the Raiders to an 11-1 mark and the school's first-ever district championship.

From 2010 to 2015, Bell was head coach at Magnolia West High School in Magnolia, Texas. He led the Mustangs to the postseason every year and compiled a six-year record of 44-27.

His first head coaching stint was in 2009 at Clifton (Texas) High School. In 2008, Bell worked under his father, central Texas coaching icon and long-time China Spring head coach Mark Bell, on the CSHS staff. He began his coaching career in 2007 working with the wide receivers at Stony Point High School in Round Rock.

Bell rewrote the passing records during his time as Baylor's quarterback from 2003-06, owning 28 school records at the conclusion of his career. His 5,666 career yards and 38 career TDs currently stand as the fifth most all-time.

He was a 2006 All-Big 12 honorable mention selection following his senior season. Bell's legacy includes an unforgettable Baylor highlight when he threw consecutive completions to Dominique Zeigler for a touchdown and game-winning 2-point conversion in overtime to defeat No. 16 Texas A&M, 35-34, in 2004 in only his third career start.

Bell also was a 2006 NFF National Honor Society selection, two-time Baylor Dean's list recipient, two-time first-team Academic All-Big 12 honoree and eight-time member of the Big 12 Commissioner's Honor Roll. He graduated in May 2006 with a degree in education and earned a master's degree in sports management in 2007.

A native of nearby China Spring, Bell was an all-state QB under his father at China Spring High School and finished his prep career ranked third all-time in Texas history with 8,437 passing yards. He and his wife Hali are the parents of two sons, Cannon and Braxton, and a daughter, Saydi.

**THE BELL FILE**

**PERSONAL**

Hometown: China Spring, Texas  
Family: Wife: Hali; Sons: Cannon and Braxton; Daughter: Saydi

**EDUCATION**

College: Baylor, 2006 and 2007

**PLAYING EXPERIENCE**

Baylor (2003-06), quarterback

**COACHING EXPERIENCE**

2007 Stony Point (Texas) High School, wide receivers coach  
2008 China Spring (Texas) High School, assistant coach  
2009 Clifton (Texas) High School, head coach  
2010-15 Magnolia West (Texas) High School, head coach  
2016 Cedar Ridge (Texas) High School, head coach  
2017 Baylor, offensive analyst  
2018-19 Baylor, offensive line  
2020 Baylor, tight ends  
2021- Baylor, quarterbacks

**POSTSEASON EXPERIENCE**

2018 Texas Bowl (assistant coach, Baylor)  
2019 Big 12 Championship Game (assistant coach, Baylor)  
2019 Sugar Bowl (assistant coach, Baylor)  
2021 Big 12 Championship Game (assistant coach, Baylor)  
2021 Sugar Bowl (assistant coach, Baylor)  
2022 Armed Forces Bowl (assistant coach, Baylor)



**CALEB COLLINS**  
**ASSISTANT COACH / OUTSIDE LINEBACKERS**  
SOUTHEASTERN LOUISIANA, 2016

Caleb Collins joined the Baylor Family in June 2020. He worked as a quality control coach on defense for his first season, then was promoted to an on-field role as assistant coach for outside linebackers in November 2021.

Collins worked with a talented group of outside linebackers in 2022 that featured the development of 6-foot-7, 245-pounder Garmon Randolph into a defensive weapon. Randolph totaled seven tackles for a loss and tied for the team lead with 4.5 sacks.

The Houston, Texas native, saw his linebacker group finish strong in 2021 as it helped the BU defense set a Sugar Bowl record with 10 sacks against Ole Miss.

Collins joined Dave Aranda's Baylor staff following three seasons at LSU in a similar capacity. He served as a graduate assistant on defense during the 2018 season working under Aranda with the inside linebackers. He was promoted to the role of analyst for the 2019 season as LSU won a National Championship.

A native of Houston, Collins played linebacker at Southeastern Louisiana from 2012-16. Collins played in 35 career games and helped the Lions to a pair of FCS Playoff appearances in 2013 and 2014.

Following the completion of his playing career, Collins spent one season on the football staff at Rayburn High School in Pasadena, Texas.

Collins graduated from Southeastern Louisiana with a degree in physics in 2016. He is a graduate of Galena Park-North Shore High School.

Collins married his wife, Dr. Jerica Collins, in February of 2022.

**THE COLLINS FILE**

**PERSONAL**

Hometown: Houston, Texas  
Family: Wife: Dr. Jerica Collins

**EDUCATION**

College: Southeastern Louisiana, 2016

**PLAYING EXPERIENCE**

Southeastern Louisiana (2012-16), linebacker

**COACHING EXPERIENCE**

2017 Rayburn (Texas) High School, assistant coach  
2018 LSU, graduate assistant (defense)  
2019 LSU, defensive analyst  
2020 Baylor, quality control (defense)  
2021- Baylor, outside linebackers coach

**POSTSEASON EXPERIENCE**

2013 FCS Second Round Playoffs (player, SELA)  
2013 FCS Quarterfinals (player, SELA)  
2014 FCS First Round Playoffs (player, SELA)  
2018 Fiesta Bowl (graduate assistant, LSU)  
2019 SEC Championship Game (defensive analyst, LSU)  
2019 CFP Semifinal - Peach Bowl (defensive analyst, LSU)  
2019 CFP National Championship Game (defensive analyst, LSU)  
2021 Big 12 Championship Game (assistant coach, Baylor)  
2021 Sugar Bowl (assistant coach, Baylor)  
2022 Armed Forces Bowl (assistant coach, Baylor)



**KEVIN CURTIS**  
**ASSISTANT COACH / CORNERBACKS**  
TEXAS TECH, 2002

Kevin Curtis joined the Baylor Football staff in February 2021. He serves as cornerbacks coach.

Curtis was honored in 2022 as one of the latest inductees into the Texas Tech Hall of Fame. He was one of the top defensive backs in Tech history, earning two All-America honors and three All-Big 12 accolades at safety after prepping at Lubbock Coronado High School.

His 2022 crop of cornerbacks had to replace a key starter on the outside and worked in two new starters at both corner positions. Fifth-year senior Mark Milton moved from key reserve to everyday starter and AJ McCarty and Tevin Williams III emerged as playmakers in their first extended playing time at the corner position. The Bears finished with 13 interceptions on the year, highlighted by a five-interception performance at Texas Tech that included a McCarty pick-six in a rout of the Red Raiders.

In his first season in Waco, Curtis' defensive backs were part of a defensive unit that led the Big 12 and finished third nationally with 19 interceptions. Additionally, BU ranked second in the Big 12 and 26th nationally in pass efficiency defense with a rating of 121.54.

Cornerback Al Walcott finished second on the team with three interceptions, including a Sugar Bowl record 96-yard return for a touchdown, which also ranked as the second-longest return in Baylor history. Curtis also helped cornerback Kalon Barnes develop into a seventh-round draft pick of the Carolina Panthers in the 2022 NFL Draft.

Curtis, who played safety at Texas Tech while Baylor head coach Dave Aranda was a member of the Red Raider coaching staff from 2000-01, joined the SMU program as cornerbacks coach in January 2018 after two seasons in the same capacity at Louisiana Tech. While in Dallas, he mentored Brandon Crossley to a national ranking of eighth in total interceptions with four in 2020, including picks in three consecutive games.

SMU corner Brandon Stephens registered a team-high 11 passes defended in 2020, which led the American Athletic Conference. He was selected to play in the NFLPA Collegiate Bowl and invited to the 2021 NFL Combine. Stephens was selected in the third round of the 2021 NFL Draft by the Baltimore Ravens.

Curtis' unit helped SMU to 21 takeaways in 2019, which ranked fourth in the conference. He mentored transfer running back turned defensive back Stephens, who started all 13 games for the Mustangs and finished second in the league with 12 pass breakups. Ar'mani Johnson also had a breakout season, finishing third in the conference with 11 PBUs.

In his second stint at Louisiana Tech from 2016-17, Curtis' cornerbacks helped the Bulldogs to back-to-back bowl wins.

From 2013-15, Curtis mentored defensive backs at his alma mater Texas Tech. The 2015 season saw the Red Raiders register 25 takeaways, 24th nationally, and rank 51st in turnover margin (0.15) before going on to make an appearance in the Texas Bowl. In 2013, Tech finished 8-5 with a victory over Arizona State in the Holiday Bowl.

Curtis' first term at Louisiana Tech (2010-12) saw the Bulldogs rank third in the nation in both interceptions and pick-sixes in 2011, before going on to win nine games in 2012.

Curtis arrived in Ruston after two seasons (2008-09) at Navarro Junior College where he helped the Bulldogs to a 21-2 record and a pair of conference championships. He had his secondary ranked first in the country in interceptions.

A two-time All-American and three-time All-Big 12 safety at Texas Tech, Curtis was selected in the fourth round of the NFL Draft by San Francisco. Following three seasons with the 49ers, he spent time with the Packers, Raiders, Texans and in NFL Europe before wrapping up a six-year career in professional football.

A native of Lubbock, Curtis earned his degree from Texas Tech in 2002. He is married to the former Kayla Sanders. The couple has one son, Kevin.

**THE CURTIS FILE**

**PERSONAL**

Hometown: Lubbock, Texas  
Family: Wife: Kayla; Son: Kevin

**EDUCATION**

College: Texas Tech, 2002

**PLAYING EXPERIENCE**

Texas Tech (1998-01), safety  
San Francisco 49ers (2002-04), safety  
Green Bay Packers (2004), safety  
Oakland Raiders (2005), safety  
Cologne Centurions (2006), safety  
Houston Texans (2006), safety  
Cologne Centurions (2006), safety

**COACHING EXPERIENCE**

2008-09 Navarro College, cornerbacks  
2010-12 Louisiana Tech, cornerbacks  
2013-15 Texas Tech, defensive backs  
2016-17 Louisiana Tech, cornerbacks  
2018-20 SMU, cornerbacks  
2021- Baylor, cornerbacks

**POSTSEASON EXPERIENCE**

1998 Independence Bowl (player, Texas Tech)  
2000 GalleryFurniture.com Bowl (player, Texas Tech)  
2001 Alamo Bowl (player, Texas Tech)  
2002 NFC Divisonal Round (player, San Francisco 49ers)  
2004 NFC Wild Card Round (player, Green Bay Packers)  
2011 Poinsettia Bowl (assistant coach, Louisiana Tech)  
2013 Holiday Bowl (assistant coach, Texas Tech)  
2015 Texas Bowl (assistant coach, Texas Tech)  
2016 Armed Forces Bowl (assistant coach, Louisiana Tech)  
2017 Frisco Bowl (assistant coach, Louisiana Tech)  
2019 Boca Raton Bowl (assistant coach, SMU)  
2021 Big 12 Championship Game (assistant coach, Baylor)  
2021 Sugar Bowl (assistant coach, Baylor)  
2022 Armed Forces Bowl (assistant coach, Baylor)



**DENNIS JOHNSON**  
ASSISTANT COACH / DEFENSIVE LINE  
LSU, 2012

Dennis Johnson joined head coach Dave Aranda's football staff in January 2020. He serves as defensive line coach.

In 2022, Johnson helped lead Siaki Ika to an All-America season, with the nose tackle totaling 24 tackles and two tackles for a loss, leading the team with five QB hurries. In addition to Ika's ability to command multiple blockers in the middle of the defensive line, Johnson broke in a new weapon in Jaxon Player, and found ways to highlight the talents of returning fixtures TJ Franklin, Gabe Hall, Cole Maxwell and Brayden Utley.

Johnson presided over a defensive line that proved to be a real strength of the BU defense in 2021, helping the Bears finish second in the conference in rushing defense (118.4 ypg), scoring defense (18.3 ppg) and sacks (3.14 per game), all of which ranked in the top-17 nationally.

Additionally, the Mississippi native tutored three players who earned All-Big 12 recognition, highlighted by LSU transfer Siaki Ika earning Big 12 Defensive Newcomer of the Year. Cole Maxwell and TJ Franklin also earned All-Big 12 Honorable mention, as that trio combined for 9.5 sacks and 13.5 tackles for loss. Gabe Hall finished second on the team with six sacks, including a three-sack performance against Kansas State, becoming the first player since James Lynch in 2019 to tally three sacks in one game.

Under Johnson's leadership, defensive end William Bradley-King earned All-Big 12 honors in 2020 and was selected to the Senior Bowl. A graduate transfer, Bradley-King tied for the team lead with 3.5 sacks. He was selected in the 2021 NFL Draft by the Washington Football Team.

Since 2017, Johnson has had seven former pupils selected in the NFL Draft.

Johnson, a LSU graduate and member of the school's 2011 Southeastern Conference Championship team, came to Waco following a 2019 season spent as an analyst at LSU. He served from 2016-18 as a full-time coach, first with the outside linebackers (2016-17) before moving to defensive line (2018). He moved off the field in 2019 for medical reasons.

Johnson is also a talented recruiter with an innate ability to land big-time recruits. He has played a pivotal role in LSU's last three signing classes that ranked No. 5 (2019), No. 15 (2018) and No. 7 (2017) nationally.

He was first elevated to a full-time assistant coach in September 2016 where he coached outside linebackers for the final eight games of the season. He was then given the job on a permanent basis when Ed Orgeron was named LSU's head coach in late November.

Johnson, who is affectionately nicknamed "Meatball," is a former LSU defensive lineman who was a member of the Tigers' 13-0 regular season and Southeastern Conference Championship team in 2011.

After graduating from LSU in May of 2012, Johnson got his start in coaching as a graduate assistant at Northwestern State, where he coached the Demon linebackers. Johnson also spent the 2013 season at Northwestern State where he worked with the secondary.

After a brief stint at Kentucky in 2014, Johnson was lured back

to LSU in time for the 2014 season, serving as a graduate assistant working with the defensive line. Johnson remained with the defensive line in 2015, working under Orgeron. Johnson was four games into his second season as a graduate assistant in 2016 when LSU made a head coaching change and thus was elevated to outside linebackers coach.

In 2018, Johnson continued the development of LSU veterans Rashard Lawrence and Breiden Fehoko, while younger players like Glen Logan, Tyler Shelvin and Neil Farrell all emerged as future standouts for the Tigers. Lawrence capped his junior season with four tackles for loss and two sacks in LSU's Fiesta Bowl win over UCF. He was named the defensive MVP for his play in the bowl win over UCF.

In his first year as LSU's outside linebackers coach in 2016, Johnson played a key role in the development of senior Duke Riley, who in his first and only season as a starter for the Tigers, led the team in tackles with 93 and was later selected in the third round of the 2017 NFL Draft by the Atlanta Falcons. Riley was also named LSU's most valuable player for the 2016 season and earned a spot in the Senior Bowl.

As a player for the Tigers, Johnson developed into a dependable backup on the defensive line where he played in 19 games in three years. A three-year letter winner for LSU from 2009-11, Johnson joined the Tigers in 2008 after transferring from Itawamba Community College in Mississippi.

Johnson graduated from LSU in May of 2012 with a degree in general studies. Johnson added a Master's degree in Health Promotion and Administration from Northwestern State in 2014.

#### THE DENNIS JOHNSON FILE

##### PERSONAL

Hometown: Amory, Miss.

##### EDUCATION

College: LSU, 2012; Northwestern State, 2014

##### PLAYING EXPERIENCE

LSU (2009-11), defensive line

##### COACHING EXPERIENCE

1970-75 Southern Connecticut, offensive line  
2012-13 Northwestern State, graduate assistant  
2014-15 LSU, graduate assistant  
2016-17 LSU, outside linebackers  
2018 LSU, defensive line  
2019 LSU, analyst  
2020- Baylor, defensive line

##### POSTSEASON EXPERIENCE

2009 Capital One Bowl (player, LSU)  
2010 Cotton Bowl (player, LSU)  
2011 SEC Championship Game (player, LSU)  
2011 BCS National Championship (player, LSU)  
2014 Music City Bowl (graduate assistant, LSU)  
2015 Texas Bowl (graduate assistant, LSU)  
2016 Citrus Bowl (assistant coach, LSU)  
2017 Citrus Bowl (assistant coach, LSU)  
2018 Fiesta Bowl (assistant coach, LSU)  
2019 SEC Championship Game (analyst, LSU)  
2019 Peach Bowl (analyst, LSU)  
2019 CFP National Championship (analyst, LSU)  
2021 Big 12 Championship Game (assistant coach, Baylor)  
2021 Sugar Bowl (assistant coach, Baylor)  
2022 Armed Forces Bowl (assistant coach, Baylor)





**ERIC MATEOS**  
**ASSISTANT COACH / OFFENSIVE LINE**  
SOUTHWEST BAPTIST, 2011

Eric Mateos joined the Baylor Football staff in January 2021. He serves as offensive line coach.

Mateos was named to the Dave Campbell Texas Football’s prestigious 40 under 40 list, honoring the top assistant coaches in the state of Texas that are under 40 years of age.

Mateos continued to lead one of the nation’s top offensive line units in 2022, forming an elite group out of veterans that included Connor Galvin, Jacob Gall, Grant Miller, Khalil Keith, Gavin Byers and Mose Jeffrey. The offensive line group paved the way for a rushing attack that rolled to 182.4 yards per game and 2,371 total rushing yards, including 34 rushing TDs, which ranked seventh-most in program history. The Bears also totaled 5,380 total offensive yards, the 10th-best total in school history. Gall and Galvin each earned honorable mention All-America honors from Phil Steele and Gall was tabbed as the Best Offensive Lineman in Texas by Dave Campbell’s Texas Football. Miller earned all-conference first-team honors from the Pro Football Network.

In his first season leading the Bears O-Line, his crew paved the way for the Big 12’s best rushing attack, which averaged 219.3 yards per game for the 10th-best mark nationally. The group also allowed the second-fewest sacks in the conference with just 1.29 per game, helping the unit finish as a Joe Moore Award Semifinalist as one of the best offensive lines in the country.

Under Mateos’ guidance, offensive lineman Connor Galvin was named the Offensive Lineman of the Year in the Big 12 in addition to All-Big 12 First Team, All-American First Team (The Athletic) and All-America Third Team (AP) honors. Center Jacob Gall was also named to the All-America Second Team (FWAA), All-Big 12 Second Team (AP) and All-Big 12 Honorable Mention Team (Coaches). Xavier Newman-Johnson was the third member of the offensive line unit to garner postseason recognition as an All-Big 12 Honorable Mention performer.

A native of Overland Park, Kansas, Mateos joined Baylor following two successful seasons at BYU from 2019-20. While in Provo, he molded a BYU offensive line that anchored one of the top offenses in the country in 2020. BYU finished its season ranked in the top-15 of 10 different statistical categories including scoring (3rd, 43.5 ppg), total offense (7th, 522.2 ypg) and passing offense (8th, 332.1 ppg).

Led by Consensus All-American tackle Brady Christensen, the BYU offensive line allowed only 12 sacks in 12 games, the eighth-best per game average in the country, and helped the Cougars to the fourth-most rushing touchdowns nationally with 34.

Christensen received 10 All-America honors overall. He finished the 2020 season as the highest-graded offensive tackle in the country by Pro Football Focus with a 96.0 rating, earning grades above 95.0 as both a pass-blocker and run-blocker. He allowed just three pressures across 372 regular-season pass-blocking snaps.

BYU posted an 11-1 record in 2020, including an impressive 49-23 victory over UCF in the Boca Raton Bowl. The Cougars reached as high as No. 8 in the AP poll during the season. BYU tied for the national lead in yards per play at 7.84, and led all of FBS in plays of 30 or more yards with 45. Overall, the program scored 40 or more points nine times in 12 games.

Since 2014, Mateos has coached 13 NFL players including eight draft picks. Most recently, Christensen was selected in the third round of the 2021 NFL Draft by the Carolina Panthers.

In 2019, the Cougars finished 7-6 with a Hawaii Bowl berth. Under Mateos’ guidance, Christensen and center James Empey earned All-Independent honors from Phil Steele. During the team’s final five regular-season games BYU boasted the nation’s No. 8 offense (520.6 yards per game), No. 13 passing offense (323.0 yards per game) and No. 34 rushing offense (197.6 yards per game). The Cougars capped the season with 505 yards of total offense in the Hawai’i Bowl, including 274 through the air and 231 on the ground.

Mateos’ 2019 offensive line finished the season ranked No. 12 overall as a unit by Pro Football Focus.

Mateos spent two seasons from 2017-18 as the offensive line coach at Texas State where he had an All-Sun Belt performer each of his two years. Prior to his stint with the Bobcats, Mateos served as the tight ends coach at LSU in 2016 after starting the season as an offensive line graduate assistant under Baylor offensive coordinator Jeff Grimes.

Midway through the 2016 season, Mateos was named tight ends coach by Ed Orgeron and helped lead the Tigers to a victory over Louisville in the Citrus Bowl. Before joining Grimes at LSU, Mateos worked under Sam Pittman at Arkansas from 2013-15.

He began his coaching career as an assistant offensive line coach at Southwest Baptist in 2011 before serving a one-year stint in 2012 as the offensive line coach and recruiting coordinator at Hutchinson Community College.

A two-year starter at Southwest Baptist, Mateos was the starting center and team captain in 2009 and 2010. He earned his bachelor’s degree in public relations at Southwest Baptist in 2011 and a master’s degree from Arkansas in 2015. Mateos is married to the former Gillian Chavez and the couple has a daughter, Izzy.

**THE MATEOS FILE**

**PERSONAL**

Hometown: Overland Park, Kansas  
Family: Wife: Gillian

**EDUCATION**

College: Southwest Baptist, 2011; Arkansas, 2015

**PLAYING EXPERIENCE**

Southwest Baptist (2007-10), offensive line

**COACHING EXPERIENCE**

2011 Southwest Baptist, assistant offensive line  
2012 Hutchinson CC, offensive line  
2013-15 Arkansas, graduate assistant  
2016 LSU, graduate assistant  
2017-18 Texas State, offensive line  
2019-20 BYU, offensive line  
2021- Baylor, offensive line

**POSTSEASON EXPERIENCE**

2014 Texas Bowl (graduate assistant, Arkansas)  
2015 Belk Bowl (graduate assistant, Arkansas)  
2016 Citrus Bowl (graduate assistant, LSU)  
2019 Hawaii Bowl (assistant coach, BYU)  
2020 Boca Raton Bowl (assistant coach, BYU)  
2021 Big 12 Championship Game (assistant coach, Baylor)  
2021 Sugar Bowl (assistant coach, Baylor)  
2022 Armed Forces Bowl (assistant coach, Baylor)



**CHRISTIAN ROBINSON**  
ASSISTANT COACH / INSIDE LINEBACKERS  
GEORGIA, 2012

One of the top young defensive minds in college football, Christian Robinson has been tabbed to coach Baylor's inside linebackers, it was announced on Dec. 30, 2022.

Robinson joins the Baylor staff after coaching linebackers at Auburn during the 2022 season, following four seasons in the same position at Florida. He also served as a graduate assistant at Mississippi State (2017), Ole Miss (2015-16) and Georgia (2013-14). Robinson played linebacker at Georgia from 2009-12.

A native of Norcross, Ga., Robinson was named to the American Football Coaches Association 35 Under 35 listing in 2022, highlighting some of the nation's best up-and-coming coaches under 35.

In 2022, while coaching linebackers and serving as the defensive run-game coordinator with Auburn, Robinson helped Owen Pappoe to a team-leading 91 tackles, including three for a loss with two sacks and two forced fumbles. Cam Riley ranked second on the team with 65 tackles, adding 3.5 for a loss.

Robinson coached linebackers in 2021 for the Gators, helping lead Florida to a fourth-consecutive bowl berth. During his four years at Florida, the Gators ranked fourth nationally in sacks, trailing only Alabama, Clemson and Pittsburgh. The Gators also forced 78 turnovers during Robinson's four-year tenure, 26th-best in the nation.

In 2021, the Gators totaled 37 sacks, ranking 30th in the nation, and out-sacked its opponents by +23 over the course of the year. The Gators improved defensively in points per game, first-downs allowed, third-down and fourth-down percentage, rushing, passing and total yards allowed.

Individually in 2021, Mohamoud Diabate ranked second on the team with 89 tackles, including 2.5 for a loss with four QB hurries. Brenton Cox Jr. starred for the Gators at outside linebacker, totaling a four-sack game vs. Florida State and going for four tackles for a loss in the bowl game vs. UCF, finishing with 41 tackles, 14.5 tackles for a loss and 8.5 sacks. Jeremiah Moon was named to the Reese's Senior Bowl and an Academic All-American by the College Sports Information Directors Association (currently dubbed College Sports Communicators). Moon was a nominee for the Mayo Clinic Comeback Player of the Year and a semifinalist for the Senior CLASS Award and William V. Campbell Trophy.

In 2020, Florida's linebackers shined under Robinson, helping lead the Gators to the SEC Championship Game and a berth in the Cotton Bowl. Robinson helped direct Florida's defense into one of the nation's top units in 2019. The Gators finished seventh nationally in scoring defense with an average of 15.5 points. They allowed just 23 offensive touchdowns over the course of the season, tying for the fourth-fewest in the FBS.

Additionally, Florida was one of just two FBS teams to hold five opponents without an offensive touchdown in 2019 - the first time in 11 years that the Gators had accomplished that feat. Florida's defense also shutout three opponents this season, marking the first time since 1988 that Florida has done so.

In 2019, Florida finished third nationally in red-zone defense, allowing just 23 scores in 35 trips (65.7 percent). It also ranked third in the FBS in opponent red zone touchdown percentage at 40 percent. Florida was also one of the best when it came to

rushing the passer, as it ranked fifth nationally with 49 sacks. The Gators' 49 sacks also led all SEC teams by a whopping 12 sacks. The Gators also dominated in other defensive areas, ranking tops in the SEC in opponent red-zone percentage, sacks per game and tackles for loss per game. UF ranked second in total defense, scoring defense and rushing defense.

The 2018 Florida defense improved ranked 11th in the nation in forced fumbles, 12th in fumble recoveries, 11th in takeaways, 17th in passing efficiency defense, 20th in scoring defense, 33rd in yards per play and 20th in sacks per game. UF also led the nation in fourth-quarter opponent passing efficiency and was second nationally in fourth quarter opponent completion percentage.

Looking back to Robinson's time in Oxford when he worked with the defensive line, the Rebels ranked in the top three among SEC teams in tackles-for-loss (8.1/game - seventh in NCAA), interceptions (15 - tied for 23rd in NCAA) and takeaways (23 - tied for 38th in NCAA).

Most notably, Robinson tutored 2015 Hornung Award finalist and first team All-American Robert Nkemdiche, who was taken in the first round (29th overall) of the 2016 NFL Draft by the Arizona Cardinals. Ole Miss defensive linemen combined for 24 sacks that season, led by a school record-tying 10 from sophomore Marquis Haynes.

Robinson began his coaching career at his alma mater in 2013 as a defensive graduate assistant and quality control assistant. During the two-year span (2013-14) he spent in Athens, Ga., the Bulldogs led the SEC in turnover margin and ranked among the nation's best pass defenses in 2014.

During his playing career, Robinson saw time in 51 games with 17 starts as a linebacker from 2009-12, compiling 159 tackles, 22.5 TFLs and 4.5 sacks. He was a part of back-to-back SEC Eastern Division title teams in 2011 and 2012.

Robinson, who is married to the former Kaley Crook, earned his bachelor's degree in sports management from Georgia in 2012. He is the son of former NFL player and high school coach Ken Robinson and Lori Robinson. He attended mini-camp with the St. Louis Rams before embarking on a coaching career.

#### THE ROBINSON FILE

##### PERSONAL

Hometown: Norcross, Ga.  
Family: Wife: Kaley

##### EDUCATION

College: Georgia, 2012

##### PLAYING EXPERIENCE

Georgia (2009-12), linebacker

##### COACHING EXPERIENCE

2013-14 Georgia, graduate assistant  
2015-16 Ole Miss, graduate assistant  
2017 Mississippi State, graduate assistant  
2018-21 Florida, linebackers  
2022 Auburn, run-game coordinator / linebackers  
2023 Baylor, inside linebackers

##### POSTSEASON EXPERIENCE

2013 Outback Bowl (coach, LSU)  
2013 Taxslayer Bowl (graduate assistant, Georgia)  
2014 Belk Bowl (graduate assistant, Georgia)  
2015 Sugar Bowl (graduate assistant, Ole Miss)  
2017 Taxslayer Bowl (graduate assistant, Mississippi State)  
2018 Peach Bowl (assistant coach, Florida)  
2019 Orange Bowl (assistant coach, Florida)  
2020 SEC Championship (assistant coach, Florida)  
2020 Cotton Bowl (assistant coach, Florida)





**KEAVA SOIL-CORMIER**  
ASSOCIATE AD FOR PLAYER  
PERSONNEL



**DAVID WETZEL**  
ASSOCIATE AD FOR FOOTBALL  
RELATIONS



**JEFF GRIGUS**  
ASSISTANT AD FOR FOOTBALL  
OPERATIONS



**AARON HUNT**  
ASSISTANT AD OF SCOUTING



**LARRY McDONALD**  
ASSISTANT AD FOR FOOTBALL  
RECRUITING




**TAYLOR HALSEY**  
DIRECTOR OF ON-CAMPUS  
RECRUITING



**KALEB WOOD**  
DIRECTOR OF FOOTBALL  
TECHNOLOGY



**ZACK SHEETS**  
DIRECTOR OF TEAM  
DEVELOPMENT



**ANTHONY CLAVO, JR.**  
ASSOCIATE DIRECTOR OF  
PLAYER PERSONNEL



**CONNOR MORGAN**  
ASSOCIATE DIRECTOR FOR  
PLAYER PERSONNEL



**LANDRIE WALSH**  
ASSOCIATE DIRECTOR OF  
FOOTBALL OPERATIONS



**AARON APPLEBERRY**  
ASSISTANT DIRECTOR OF  
PLAYER PERSONNEL



**PETER BADOVINAC**  
QUALITY CONTROL COACH



**BRIAN BELL**  
QUALITY CONTROL COACH



**TYLER BOLFING**  
QUALITY CONTROL COACH




**TYLER HANCOCK**  
QUALITY CONTROL COACH



**RHETT HOLCOMB**  
QUALITY CONTROL COACH



**PARKER ORGERON**  
QUALITY CONTROL COACH



**ALEC OSBORNE**  
QUALITY CONTROL COACH



**RYAN POLLARD**  
QUALITY CONTROL COACH



**PJ HALL**  
GRADUATE ASSISTANT



**JOE LUDWIG**  
GRADUATE ASSISTANT



**CAM ODOM**  
GRADUATE ASSISTANT



**CRAIG WATTS**  
GRADUATE ASSISTANT



**MADelyn MARTIN**  
ASSISTANT TO THE HEAD  
COACH AND OPERATIONS  
ASSISTANT



**VIC VIORIA**  
DIRECTOR OF ATHLETIC  
PERFORMANCE



**TIM JOHNSON**  
SENIOR ASSOCIATE DIRECTOR  
OF ATHLETIC PERFORMANCE



**MATT LIST**  
ASSOCIATE DIRECTOR OF  
ATHLETIC PERFORMANCE



**BRIAN ELLIS**  
ATHLETICS PERFORMANCE  
COACH



**DALIS BOYETTE**  
ASSOCIATE DIRECTOR OF  
ATHLETIC MEDICINE



**NATALIE PHIPPS**  
ASSOCIATE DIRECTOR OF  
ATHLETIC MEDICINE



**AUSTIN LEWIS**  
ATHLETIC TRAINER





## 2022 SEASON HONORS

### DAVE ARANDA, HEAD COACH

Preseason Dodd Trophy Watch List

### JEFF GRIMES, OFFENSIVE COORDINATOR

Broyles Award Nominee

### MONARAY BALDWIN, WR

All-Big 12 Fourth Team (Phil Steele)

All-Big 12 Honorable Mention (Coaches, PFN)

Earl Campbell Tyler Rose Award Honorable Mention - Week 1

### DILLON DOYLE, LB

CSC First-Team Academic All-America

Big 12 Football Scholar-Athlete of the Year

All-Big 12 Second Team Fullback (Coaches)

All-Big 12 Second Team Linebacker (Coaches, AP, PFN, Phil Steele)

Preseason All-Big 12 (Big 12 Media)

Preseason All-Big 12 First Team (Athlon, Phil Steele, Pick Six Preview)

Preseason All-Texas Second Team (DCTF)

Bronko Nagurski Trophy Watch List

Campbell Trophy Nominee

### TJ FRANKLIN, DL

Preseason All-Big 12 Third Team (Athlon)

### JACOB GALL, C

All-America Honorable Mention (Phil Steele)

All-Big 12 First Team (PFN)

All-Big 12 Second Team (Coaches, Phil Steele)

Big 12 Honorable Mention Offensive Lineman of the Year (Coaches)

Best Offensive Lineman in Texas (DCTF)

All-Texas First Team (DCTF)

Preseason All-America Third Team (PFN)

Preseason All-America Fourth Team (Athlon, Pick Six Preview)

Preseason All-Big 12 (Big 12 Media)

Preseason All-Big 12 First Team (Athlon, Phil Steele, Pick Six Preview)

Preseason All-Texas Second Team (DCTF)

Rimington Trophy Watch List

Outland Trophy Watch List

No. 56 PFN's Top-100 Players

### CONNOR GALVIN, OL

All-America Honorable Mention (Phil Steele)

All-Big 12 First Team (AP, PFN, Phil Steele)

All-Big 12 Second Team (Coaches)

All-Texas Second Team (DCTF)

Preseason All-America First Team (Athlon, Pick Six Preview)

Preseason All-America Second Team

(Action Network, AP, Phil Steele, PFN)

Preseason All-Big 12 (Big 12 Media)

Preseason All-Big 12 First Team (Athlon, Phil Steele, Pick Six Preview)

Preseason Best Offensive Lineman in Texas (DCTF)

Preseason All-Texas First Team (DCTF)

Outland Trophy Watch List

Lombardi Award Watch List

Reese's Senior Bowl Watch List

No. 31 PFN's Top-100 Players

### GABE HALL, DL

All-Big 12 Honorable Mention (Coaches, PFN)

Preseason All-Big 12 Second Team (Pick Six Preview)

Preseason All-Big 12 Third Team (Athlon, Phil Steele)

Big 12 Defensive Player of the Week - Oct. 31

### ISAIAH HANKINS, K

Preseason All-Big 12 Fourth Team (Athlon, Phil Steele)

### GAVIN Holmes, WR

All-Big 12 Third Team PR (Phil Steele)

All-Big 12 Honorable Mention Returner (Coaches, PFN)

### SIAKI IKA, DL

All-America Third Team (Phil Steele)

All-Big 12 First Team (Coaches, AP, Phil Steele)

All-Big 12 Honorable Mention (PFN)

Big 12 Honorable Mention Defensive Lineman of the Year (Coaches)

All-Texas Second Team (DCTF)

Finalist for Polynesian Player of the Year Award

Preseason All-America First Team (PFN, Pick Six Preview)

Preseason All-America Second Team (AP)

Preseason All-America Third Team (Phil Steele)

Preseason All-America Fourth Team (Athlon)

Preseason All-Big 12 (Big 12 Media)

Preseason All-Big 12 First Team (Athlon, Phil Steele, Pick Six Preview)

Preseason Best Defensive Lineman in Texas (DCTF)

Preseason All-Texas First Team (DCTF)

Bronko Nagurski Trophy Watch List

Outland Trophy Watch List

Bednarik Award Watch List

Polynesian Player of the Year Watch List

Lombardi Award Watch List

No. 53 PFN's Top-100 Players

## 2022 SEASON HONORS

### **BRYSON JACKSON, LB**

Big 12 Co-Defensive Player of the Week - Sept. 26

### **MATT JONES, LB**

All-Big 12 Fourth Team (Phil Steele)

All-Big 12 Honorable Mention (Coaches)

Preseason All-Big 12 First Team (Phil Steele)

### **DEVIN LEMEAR, S**

All-Big 12 Honorable Mention (Coaches)

Big 12 Honorable Mention Defensive Freshman of the Year (Coaches)

### **JOHN MAYERS, K**

All-Big 12 Honorable Mention (Coaches)

### **MICAH MAZZCCUA, OL**

All-Big 12 Honorable Mention (Coaches, PFN)

### **TAYE MCWILLIAMS, RB**

Preseason All-Big 12 Third Team (Athlon)

### **GRANT MILLER, OL**

All-Big 12 First Team (PFN)

All-Big 12 Second Team (AP, Phil Steele)

All-Big 12 Honorable Mention (Coaches)

Preseason All-Big 12 Second Team (Phil Steele)

Preseason All-Big 12 Third Team (Athlon)

### **MARK MILTON, CB**

All-Big 12 Honorable Mention (Coaches)

### **CHRISTIAN MORGAN, S**

Preseason All-Big 12 Third Team (Phil Steele)

Preseason All-Big 12 Fourth Team (Athlon)

### **JAXON PLAYER, DL**

Preseason All-America Second Team (Walter Camp)

Preseason All-Big 12 Fourth Team (Athlon)

### **ISSAC POWER, P**

All-Big 12 Honorable Mention (Coaches)

Preseason All-Big 12 Third Team (Phil Steele)

Preseason All-Big 12 Fourth Team (Athlon)

Ray Guy Award Watch List

### **HAL PRESLEY, WR**

All-Big 12 Honorable Mention (Coaches)

### **RICHARD REESE, RB**

Freshman All-America (FWAA)

Freshman All-America First Team (College Football News)

Offensive Freshman of the Year (Big 12 Coaches, DCTF)

All-Big 12 Second Team (PFN)

All-Big 12 Third Team (Phil Steele)

All-Big 12 Honorable Mention (RB)

Semifinalist for Shaun Alexander Freshman Player of the Year Award

Mid-Season Offensive Freshman of the Year (DCTF)

Two-time Big 12 Newcomer of the Week - Sept. 19, Oct. 31

Earl Campbell Tyler Rose Award Honorable Mention - Week 3

Earl Campbell Tyler Rose Award Honorable Mention - Week 8

Earl Campbell Tyler Rose Award Honorable Mention - Week 9

### **BLAKE SHAPEN, QB**

All-Big 12 Honorable Mention (Coaches)

Earl Campbell Tyler Rose Award Watch List

Earl Campbell Tyler Rose Award Honorable Mention - Week 4

### **BEN SIMS, TE**

All-Big 12 Honorable Mention (Coaches)

All-Texas Second Team (DCTF)

Preseason All-Big 12 (Big 12 Media)

Preseason All-Big 12 First Team (Athlon, Phil Steele)

Preseason All-Big 12 Second Team (Pick Six Preview)

Preseason All-Texas First Team (DCTF)

Mackey Award Watch List

Wuerffel Trophy Watch List

Reese's Senior Bowl Watch List

### **AL WALCOTT, S**

All-Big 12 Second Team (AP, PFN)

All-Big 12 Fourth Team (Phil Steele)

All-Big 12 Honorable Mention (Coaches)

Preseason All-Big 12 Fourth Team (Athlon)

### **CRAIG WILLIAMS, RB**

Earl Campbell Tyler Rose Award Honorable Mention - Week 10

### **TEAM**

Big 12 Offensive Line of the Year (PFN)

Baylor vs. TCU - Big 12 Game of the Year (PFN)



# 2022 FINAL STATISTICS

## RESULTS 6-7 (4-5 BIG 12)

DATE	OPPONENT	RESULT	SCORE	ATTEND	AP RANK	TV
Sept. 3	UAlbany	W	69-10	41,242	10	ESPN+
Sept. 10	at #21/25 BYU	L	26-20 (2ot)	63,470	9	ESPN
Sept. 17	Texas State	W	42-7	45,597	17	FS1
Sept. 24	at Iowa State	W	31-24	58,069	17	ESPN2
Oct. 1	#9/7 Oklahoma State	L	36-25	47,979	16	FOX
Oct. 13	at West Virginia	L	43-40	45,293	RV	FS1
Oct. 22	Kansas	W	35-23	45,882	NR	ESPN2
Oct. 29	at Texas Tech	W	45-17	60,705	RV	ESPN2
Nov. 5	at Oklahoma	W	38-35	83,546	RV	ESPN+
Nov. 12	#23/22/19 Kansas State	L	31-3	47,686	RV	FS1
Nov. 19	#4/4/4 TCU	L	29-28	44,393	NR	FOX
Nov. 25	at #24/24/23 Texas	L	38-27	94,076	NR	ESPN
Dec. 22	vs. Air Force	L	30-15	43,670	NR	ESPN

## GAME-BY-GAME TEAM STATS

GAME	FINAL QUARTERS					1ST DOWNS R-P-PE TOT	RUSHING NO-YDS-TD	PASSING C-A-I YDS TD	TOT OFF ATT-YDS NO-AVG	PUNTS F-FL NO-YDS	PEN DNS	3RD DNS	4TH DNS	RED ZONE	SACKS NO-YDS	FIELD GOALS	POSSESSION TIME									
	SCORE	1	2	3	4 OT												1	2	3	4	TOT					
<b>Baylor</b>	69	21	14	14	20	-	13-12-4	29	41-259-7	22-27-0	314	2	68-573	2-71	0-0	8-75	7-11	1-2	1-2	2-10	0-0	5:53	7:34	7:50	8:15	29:32
UAlbany	10	7	0	3	0	-	3-6-1	10	30-87-0	13-30-0	150	1	60-237	9-406	1-1	10-72	5-17	0-0	2-2	2-6	1-1	9:07	7:26	7:10	6:45	30:28
<b>Baylor</b>	20	0	6	7	7	0	9-9-4	22	52-152-2	18-28-0	289	1	80-289	6-256	0-0	14-117	9-18	1-2	3-5	2-11	0-1	7:46	9:59	7:46	8:44	34:15
BYU	26	3	7	10	0	6	6-13-5	24	33-83-1	24-40-0	283	2	73-366	5-213	0-0	9-74	3-14	1-1	3-5	4-22	2-4	7:14	5:01	7:14	6:16	25:45
<b>Baylor</b>	42	7	14	7	14	-	13-8-2	23	37-293-5	17-28-1	208	1	65-501	3-129	2-2	5-55	4-11	3-4	2-2	2-18	0-0	8:23	6:43	6:32	6:50	28:28
Texas State	7	0	7	0	0	-	7-8-2	17	34-82-0	24-36-0	186	1	70-268	5-196	1-1	3-25	4-14	1-4	1-2	0-0	0-1	6:37	8:17	8:28	8:10	31:32
<b>Baylor</b>	31	7	10	7	7	-	6-12-5	23	42-123-1	19-26-0	238	3	68-361	3-139	0-0	3-30	5-13	2-3	4-4	4-20	1-1	9:15	9:18	8:47	7:19	34:39
Iowa State	7	7	0	10	24	-	5-11-1	17	27-66-1	23-36-2	284	2	63-350	4-193	1-0	8-78	8-15	1-2	2-2	2-12	1-1	5:45	5:42	6:13	7:41	25:21
<b>Baylor</b>	25	3	0	22	0	-	8-13-0	21	30-112-1	21-30-1	345	2	70-457	2-94	0-0	2-10	3-11	3-5	2-3	0-0	1-1	8:12	6:13	8:06	6:43	29:14
Oklahoma State	36	7	9	17	3	-	13-10-0	23	46-166-2	28-40-2	213	1	76-379	5-209	2-0	3-25	6-15	1-1	5-5	2-15	2-2	6:48	8:47	6:54	8:17	30:46
<b>Baylor</b>	40	7	21	7	9	-	8-17-3	28	35-169-2	21-37-1	421	3	72-590	2-77	2-2	2-12	4-11	3-3	4-5	0-0	2-2	8:25	6:31	6:40	7:59	29:35
West Virginia	43	7	10	14	12	-	12-14-0	26	37-223-3	24-37-1	283	1	74-500	3-121	1-0	5-46	7-13	0-1	4-4	2-13	2-2	6:35	8:29	8:20	7:01	30:25
<b>Baylor</b>	35	14	0	7	35	-	17-11-0	28	57-273-4	17-26-2	164	1	83-437	1-46	1-1	3-30	9-16	3-4	5-7	1-3	0-0	6:45	12:10	10:13	11:02	40:10
Kansas	23	0	7	13	23	-	2-8-1	11	22-56-2	16-27-0	232	1	49-288	3-104	3-2	5-31	6-11	0-1	3-3	2-22	1-1	8:15	2:50	4:47	3:58	19:50
<b>Baylor</b>	45	3	14	7	21	-	16-9-2	27	59-231-4	19-30-1	211	1	89-442	3-93	1-1	4-46	12-20	2-4	5-5	6-51	1-1	11:43	10:38	8:32	9:24	40:17
Texas Tech	17	0	3	14	0	-	12-8-3	23	36-149-1	12-38-5	159	1	74-308	2-96	0-0	4-32	8-15	2-4	3-3	1-6	1-1	3:17	4:22	6:28	5:36	19:43
<b>Baylor</b>	38	14	10	7	7	-	14-8-2	24	48-281-5	14-23-1	132	0	71-413	4-169	1-0	6-65	4-13	3-3	5-6	1-5	1-1	7:54	8:21	7:47	9:40	33:42
Oklahoma	35	14	7	7	7	-	16-11-2	29	45-238-3	22-34-3	261	2	79-499	2-94	0-0	8-64	10-15	0-1	4-4	1-6	0-1	7:06	6:39	7:13	5:20	26:18
<b>Baylor</b>	3	0	3	0	0	-	6-10-1	17	23-103-0	22-38-2	203	0	61-306	3-127	0-0	6-51	4-12	0-3	1-3	1-7	1-1	3:58	6:12	8:34	3:39	22:23
Kansas State	31	0	17	7	7	-	11-16-3	30	44-184-1	26-35-0	221	3	79-405	2-71	0-0	4-23	8-13	1-2	5-5	0-0	1-1	11:02	8:48	6:26	11:21	37:37
<b>Baylor</b>	7	7	0	14	28	-	13-12-0	25	46-232-3	21-30-1	269	1	76-501	4-188	0-0	3-14	6-14	2-3	4-5	0-0	0-1	10:15	10:23	8:35	4:45	33:58
TCU	7	7	6	9	29	-	6-13-1	20	27-115-3	24-36-1	327	1	63-442	5-180	0-0	3-35	4-10	0-0	3-3	1-10	1-1	4:45	4:37	6:25	10:15	26:02
<b>Baylor</b>	9	10	0	8	27	-	8-10-0	18	39-101-0	18-36-1	179	2	75-280	5-182	0-0	1-2	5-18	4-5	2-2	5-51	1-2	9:40	11:21	9:17	3:06	33:24
Texas	14	3	7	14	38	-	14-8-0	22	48-208-5	12-16-0	194	0	64-402	2-89	2-2	5-19	4-9	0-0	6-7	3-18	1-1	5:20	3:39	5:43	11:54	26:36
<b>Baylor</b>	0	7	0	8	15	-	3-7-1	11	26-42-0	11-23-0	188	2	49-230	4-145	0-0	5-27	0-11	3-6	2-3	0-0	0-1	4:11	6:22	6:23	3:01	19:57
Air Force	9	0	14	7	30	-	16-4-0	20	67-276-3	4-7-0	103	1	74-379	2-41	0-0	2-20	8-16	2-5	5-6	2-13	1-1	10:49	8:38	8:37	11:59	40:03

## GAME-BY-GAME OFFENSIVE STARTERS

OPPONENT	WR	LT	LG	C	RG	RT	WR/RB	TE	QB	RB	WR/TE
UAlbany	Presley	Galvin	Mazzccua	Gall	G. Miller	Byers	Jones	Sims	Shapen	McWilliams	Dabney
BYU	Presley	Galvin	Mazzccua	Gall	G. Miller	Byers	Jones	Johnson	Shapen	McWilliams	Dabney
Texas State	Presley	Galvin	Mazzccua	Gall	G. Miller	Byers	Jones	Johnson	Shapen	Jones	Dabney
Iowa State	Presley	Galvin	Mazzccua	Gall	Jeffery	Byers	Jones	Sims	Shapen	Williams	Baldwin
Oklahoma State	Presley	Galvin	Mazzccua	Gall	G. Miller	Byers	Holmes	Sims	Shapen	Williams	Baldwin
West Virginia	Presley	Galvin	Mazzccua	Gall	G. Miller	Byers	Gibson	Sims	Shapen	Williams	Holmes
Kansas	Presley	Galvin	Mazzccua	Gall	G. Miller	Byers	Holmes	Sims	Shapen	Reese	Dabney
Texas Tech	Presley	Galvin	Mazzccua	Gall	G. Miller	Keith	Nabors	Sims	Shapen	Reese	Dabney
Oklahoma	Presley	Galvin	Mazzccua	Gall	G. Miller	Keith	Holmes	Sims	Shapen	Williams	Cameron
Kansas State	Baldwin	Galvin	Mazzccua	Gall	G. Miller	Keith	Cameron	Sims	Shapen	Williams	Cameron
TCU	Cameron	Galvin	Jeffery	Gall	G. Miller	Keith	Jones	Sims	Shapen	Williams	Johnson
Texas	Cameron	Galvin	Jeffery	Gall	G. Miller	Keith	Baldwin	Sims	Shapen	Jones	Presley
Air Force	Presley	Galvin	Jeffery	Gall	G. Miller	Byers	Baldwin	Sims	Shapen	Williams	Johnson

## GAME-BY-GAME DEFENSIVE STARTERS

OPPONENT	F	N	E	JACK	MLB	WLB	STAR	CB	S	S	CB
UAlbany	Franklin	Ika	Hall	Randolph	Doyle	Jones	Walcott	Milton	Lemear	Neal	L. Johnson
BYU	Maxwell	Ika	Hall	Randolph	Doyle	Jones	Walcott	Milton	Lemear	Neal	L. Johnson
Texas State	Franklin	Ika	Hall	Randolph	Brown	Jones	Walcott	Milton	Lemear	Neal	L. Johnson
Iowa State	Franklin	Ika	Player	Randolph	Doyle	Jones	Walcott	Milton	Lemear	Neal	L. Johnson
Oklahoma State	Franklin	Ika	Hall	Randolph	Doyle	Jones	Walcott	Milton	Lemear	Neal	L. Johnson
West Virginia	Maxwell	Ika	Hall	Randolph	Doyle	Jones	Walcott	Milton	Lemear	Neal	L. Johnson
Kansas	Maxwell	Ika	Hall	Randolph	Doyle	Jones	Walcott	Milton	Lemear	Neal	L. Johnson
Texas Tech	Franklin	Ika	Hall	Jackson	Doyle	Jones	Walcott	Milton	Lemear	Morgan	L. Johnson
Oklahoma	Franklin	Ika	Hall	Randolph	Doyle	Jones	Walcott	McCarty	Lemear	Morgan	L. Johnson
Kansas State	Franklin	Ika	Hall	Randolph	Doyle	Jones	Walcott	Milton	Lemear	Morgan	L. Johnson
TCU	Franklin	Ika	Hall	Randolph	Doyle	Jones	Walcott	Milton	Lemear	Morgan	L. Johnson
Texas	Franklin	Player	Hall	Randolph	Doyle	B. Miller	Walcott	Milton	Lemear	Morgan	L. Johnson
Air Force	Franklin	Player	Hall	Randolph	Doyle	Jones	Walcott	McCarty	Lemear	Morgan	Williams III

# 2022 FINAL STATISTICS

## Team Statistics

	BAYLOR	OPP
<b>Scoring</b>	<b>418</b>	<b>349</b>
Points per game	32.2	26.8
Points Off Turnovers	55	31
<b>First Downs</b>	<b>296</b>	<b>272</b>
Rushing	134	123
Passing	138	130
Penalty	24	19
<b>Rushing Yardage</b>	<b>2371</b>	<b>1927</b>
Yards gained rushing	2629	2183
Yards lost rushing	258	256
Rushing attempts	535	496
Average per rush	4.4	3.9
Average per game	182.4	148.2
TDs Rushing	34	25
<b>Passing Yardage</b>	<b>3009</b>	<b>2896</b>
Comp-Att-Int	247-392-11	245-402-13
Average per pass	7.7	7.2
Average per catch	12.2	11.8
Average per game	231.5	222.8
TDs Passing	19	17
<b>Total offense</b>	<b>5380</b>	<b>4823</b>
Total plays	927	898
Average per play	5.8	5.4
Average per game	413.8	371.0
<b>Kick returns: #-Yards</b>	<b>35-596</b>	<b>16-361</b>
<b>Punt returns: #-Yards</b>	<b>15-189</b>	<b>14-66</b>
<b>Int returns: #-Yards</b>	<b>13-87</b>	<b>11-66</b>
<b>Kick return average</b>	<b>17.0</b>	<b>22.6</b>
<b>Punt return average</b>	<b>12.6</b>	<b>4.7</b>
<b>Int return average</b>	<b>6.7</b>	<b>6.0</b>
<b>Fumbles-Lost</b>	<b>8-6</b>	<b>11-6</b>
<b>Penalties-Yards</b>	<b>62-534</b>	<b>69-544</b>
Average per game	41.1	41.8
<b>Punts-Yards</b>	<b>42-1716</b>	<b>49-2013</b>
Average per punt	40.9	41.1
Net punt average	37.7	35.6
<b>Kickoffs-Yards</b>	<b>75-4801</b>	<b>71-4232</b>
Average per kick	64.0	59.6
Net kick average	40.0	39.5
<b>Time of possession / game</b>	<b>31:30</b>	<b>28:30</b>
<b>3rd-down conversion</b>	<b>72/179</b>	<b>81/177</b>
3rd-down pct	40%	46%
<b>4rd-down conversion</b>	<b>30/47</b>	<b>9/22</b>
4rd-down pct	64%	41%
<b>Sacks by-Yards</b>	<b>24-176</b>	<b>22-143</b>
<b>Misc Yards</b>	<b>0</b>	<b>0</b>
<b>Touchdowns scored</b>	<b>56</b>	<b>44</b>
<b>Field goals - attempts</b>	<b>8-12</b>	<b>14-18</b>
<b>On-Side kicks</b>	<b>0-1</b>	<b>0-0</b>
<b>Red-zone scores</b>	<b>(44-55) 80%</b>	<b>(46-51) 90%</b>
<b>Red-zone touchdowns</b>	<b>(39-55) 71%</b>	<b>(34-51) 67%</b>
<b>PAT-attempts</b>	<b>(50-53) 94%</b>	<b>(39-41) 95%</b>
<b>2-point conversion-attempts</b>	<b>(3-3) 100%</b>	<b>(0-3) 0%</b>
<b>Attendance</b>	<b>272779</b>	<b>405159</b>
Games / Avg per game	6/45463	6/67527
Neutral site games	-	1/43875

## Score by Periods

Team	1st	2nd	3rd	4th	OT	TOT
Baylor	88	130	78	122	0	418
Opponents	78	77	106	82	6	349



# 2022 FINAL STATISTICS

## Rushing

Player	gp	att	gain	loss	net	avg	td	lg	avg/g
Richard Reese	13	198	1020	48	972	4.9	14	52	74.8
Craig Williams	11	101	580	23	557	5.5	4	51	50.6
Qualan Jones	13	92	469	7	462	5.0	7	27	35.5
Blake Shapen	13	76	239	143	96	1.3	2	35	7.4
Monaray Baldwin	11	7	80	9	71	10.1	1	50	6.5
Taye McWilliams	2	18	71	4	67	3.7	0	9	33.5
Jordan Nabors	9	9	68	5	63	7.0	2	32	7.0
Kyron Drones	5	8	49	0	49	6.1	2	17	9.8
Josh Fleeks	3	3	27	0	27	9.0	0	13	9.0
Dillon Doyle	13	6	11	0	11	1.8	0	4	0.8
Jordan Jenkins	6	3	9	1	8	2.7	0	5	1.3
Hal Presley	13	1	2	0	2	2.0	0	2	0.2
Kelsey Johnson	10	1	2	0	2	2.0	1	2	0.2
Ben Sims	12	1	1	0	1	1.0	1	1	0.1
Josh Cameron	13	1	1	0	1	1.0	0	1	0.1
Team	13	10	0	18	-18	-1.8	0	0	-1.4
<b>Total</b>	<b>13</b>	<b>535</b>	<b>2629</b>	<b>258</b>	<b>2371</b>	<b>4.4</b>	<b>34</b>	<b>52</b>	<b>182.4</b>
<b>Opponents</b>	<b>13</b>	<b>496</b>	<b>2183</b>	<b>256</b>	<b>1927</b>	<b>3.9</b>	<b>25</b>	<b>37</b>	<b>148.2</b>

## Punt Returns

Player	no.	yds	avg	td	lg
Gavin Holmes	10	133	13.3	1	72
Jordan Nabors	4	58	14.5	0	25
Monaray Baldwin	1	-2	-2.0	0	0
<b>Total</b>	<b>15</b>	<b>189</b>	<b>12.6</b>	<b>1</b>	<b>72</b>
<b>Opponents</b>	<b>14</b>	<b>66</b>	<b>4.7</b>	<b>0</b>	<b>15</b>

## Interceptions

Player	no.	yds	avg	td	lg
Christian Morgan	3	0	0.0	0	0
Dillon Doyle	2	11	5.5	0	9
Devin Neal	2	0	0.0	0	0
Devin Lemear	2	52	26.0	0	31
Mark Milton	1	2	2.0	0	2
Al Walcott	1	4	4.0	0	4
Aj McCarty	1	18	18.0	1	18
Tevin Williams III	1	0	0.0	0	0
<b>Total</b>	<b>13</b>	<b>87</b>	<b>6.7</b>	<b>1</b>	<b>31</b>
<b>Opponents</b>	<b>11</b>	<b>66</b>	<b>6.0</b>	<b>0</b>	<b>18</b>

## Passing

Player	gp	effic	comp-att-int	pct	yds	td	lg	avg/g
Blake Shapen	13	137.7	233-368-10	63.3	2790	18	74	214.6
Kyron Drones	5	146.5	14-23-1	60.9	219	1	50	43.8
Jordan Nabors	9	0.0	0-1-0	0.0	0	0	0	0.0
<b>Total</b>	<b>13</b>	<b>137.9</b>	<b>247-392-11</b>	<b>63.0</b>	<b>3009</b>	<b>19</b>	<b>74</b>	<b>231.5</b>
<b>Opponents</b>	<b>13</b>	<b>128.9</b>	<b>245-402-13</b>	<b>60.9</b>	<b>2896</b>	<b>17</b>	<b>77</b>	<b>222.8</b>

## Kick Returns

Player	no.	yds	avg	td	lg
Craig Williams	10	192	19.2	0	36
Monaray Baldwin	9	147	16.3	0	24
Jordan Nabors	7	155	22.1	0	37
Gavin Holmes	4	76	19.0	0	27
Kelsey Johnson	2	16	8.0	0	16
Josh Fleeks	1	10	10.0	0	10
Ben Sims	1	0	0.0	0	0
Matt Jones	1	0	0.0	0	0
<b>Total</b>	<b>35</b>	<b>596</b>	<b>17.0</b>	<b>0</b>	<b>37</b>
<b>Opponents</b>	<b>16</b>	<b>361</b>	<b>22.6</b>	<b>1</b>	<b>98</b>

## Receiving

Player	gp	no.	yds	avg	td	lg	avg/g
Monaray Baldwin	11	33	565	17.1	4	74	51.4
Hal Presley	13	32	382	11.9	4	40	29.4
Ben Sims	12	31	255	8.2	3	25	21.3
Josh Cameron	13	28	386	13.8	0	42	29.7
Gavin Holmes	12	26	517	19.9	4	56	43.1
Qualan Jones	13	23	135	5.9	0	25	10.4
Drake Dabney	8	16	173	10.8	0	29	21.6
Richard Reese	13	13	89	6.8	0	17	6.8
Craig Williams	11	11	80	7.3	1	39	7.3
Kelsey Johnson	10	9	61	6.8	1	14	6.1
Seth Jones	6	7	73	10.4	0	18	12.2
Taye McWilliams	2	5	27	5.4	0	9	13.5
Jaylen Ellis	5	3	154	51.3	1	57	30.8
Dillon Doyle	13	2	4	2.0	1	3	0.3
Javon Gipson	9	2	22	11.0	0	13	2.4
Josh Fleeks	3	2	-49	-24.5	0	45	16.3
Cameron Bonner	4	1	13	13.0	0	13	3.3
Gavin Yates	13	1	10	10.0	0	10	0.8
Armani Winfield	3	1	10	10.0	0	10	3.3
Jordan Nabors	9	1	4	4.0	0	4	0.4
<b>Total</b>	<b>13</b>	<b>247</b>	<b>3009</b>	<b>12.2</b>	<b>19</b>	<b>74</b>	<b>231.5</b>
<b>Opponents</b>	<b>13</b>	<b>245</b>	<b>2896</b>	<b>11.8</b>	<b>17</b>	<b>77</b>	<b>222.8</b>

## Fumble Returns

Player	no.	yds	avg	td	lg
Devin Lemear	2	18	9.0	0	18
Gabe Hall	1	16	16.0	1	16
Bryson Jackson	1	0	0.0	0	0
Mike Harris	1	0	0.0	0	0
Jackie Marshall	1	0	0.0	0	0
<b>Total</b>	<b>6</b>	<b>34</b>	<b>5.7</b>	<b>1</b>	<b>18</b>
<b>Opponents</b>	<b>6</b>	<b>114</b>	<b>19.0</b>	<b>1</b>	<b>65</b>



# 2022 FINAL STATISTICS

## Scoring

Player	td	fg	PAT				dxp	saf	pts
			kick	rush	rcv	pass			
Richard Reese	14	-	-	-	-	-	-	84	
John Mayers	-	8-11	42-44	-	-	-	-	66	
Qualan Jones	7	-	-	-	-	-	-	42	
Gavin Holmes	5	-	-	-	1	-	-	32	
Monaray Baldwin	5	-	-	-	-	-	-	30	
Craig Williams	5	-	-	-	-	-	-	30	
Hal Presley	4	-	-	-	1	-	-	26	
Ben Sims	4	-	-	-	-	-	-	24	
Blake Shapen	2	-	-	1	-	2	-	14	
Jordan Nabors	2	-	-	-	-	-	-	12	
Kelsey Johnson	2	-	-	-	-	-	-	12	
Kyron Drones	2	-	-	-	-	-	-	12	
Isaiah Hankins	-	0-1	8-9	-	-	-	-	8	
Jaylen Ellis	1	-	-	-	-	-	-	6	
Dillon Doyle	1	-	-	-	-	-	-	6	
Gabe Hall	1	-	-	-	-	-	-	6	
AJ McCarty	1	-	-	-	-	-	-	6	
<b>Total</b>	<b>56</b>	<b>8-12</b>	<b>50-53</b>	<b>1</b>	<b>2</b>	<b>2</b>	<b>0</b>	<b>418</b>	
<b>Opponents</b>	<b>44</b>	<b>14-18</b>	<b>39-41</b>	<b>0</b>	<b>0</b>	<b>0</b>	<b>1</b>	<b>349</b>	

## Field Goals

Player	fg	pct.	01-19	20-29	30-39	40-49	50-59	lg	blk
John Mayers	8-11	72.7	0-0	1-1	3-4	4-6	0-0	49	0
Isaiah Hankins	0-1	0.0	0-0	0-0	0-0	0-1	0-0	0	0
<b>Opponents</b>	<b>14-18</b>	<b>77.8</b>	<b>1-1</b>	<b>6-6</b>	<b>6-8</b>	<b>1-2</b>	<b>0-1</b>	<b>40</b>	<b>1</b>

## FG Sequence

Team Name	Baylor	Opponents
BYU	43	(27),(39),35,37
Iowa St.	(24)	(28)
Oklahoma St.	(34)	(19),(26)
West Virginia	(40),(44)	(23),(22)
Texas Tech	(48)	(33)
Oklahoma	(49)	55
Kansas St.	(37)	(31)
TCU	46	(40)
Texas	(30),40	(38)
Air Force	38	(37)
UAlbany		(25)
Texas St.		46
Kansas		(30)

Numbers in (parentheses) indicate field goal was made

## Total Offense

Player	g	plays	rush	pass	total	avg/g
Blake Shapen	13	444	96	2790	2886	222.0
Richard Reese	13	198	972	0	972	74.8
Craig Williams	11	101	557	0	557	50.6
Qualan Jones	13	92	462	0	462	35.5
Kyron Drones	5	31	49	219	268	53.6
Monaray Baldwin	11	7	71	0	71	6.5
Taye McWilliams	2	18	67	0	67	33.5
Jordan Nabors	9	10	63	0	63	7.0
Josh Fleeks	3	3	27	0	27	9.0
Dillon Doyle	13	6	11	0	11	0.8
Jordan Jenkins	6	3	8	0	8	1.3
Hal Presley	13	1	2	0	2	0.2
Kelsey Johnson	10	1	2	0	2	0.2
Ben Sims	12	1	1	0	1	0.1
Josh Cameron	13	1	1	0	1	0.1
Team	13	0	-18	0	-18	-1.4
<b>Total</b>	<b>13</b>	<b>927</b>	<b>2371</b>	<b>3009</b>	<b>5380</b>	<b>413.8</b>
<b>Opponents</b>	<b>13</b>	<b>898</b>	<b>1927</b>	<b>2896</b>	<b>4823</b>	<b>371.0</b>

## Punting

Player	no.	yds	avg	lg	tb	fc	i20	50+	blk
Issac Power	41	1702	41.5	59	4	12	15	6	0
Noah Rauschenberg	1	14	14.0	14	0	0	0	0	0
<b>Total</b>	<b>42</b>	<b>1716</b>	<b>40.9</b>	<b>59</b>	<b>4</b>	<b>12</b>	<b>15</b>	<b>6</b>	<b>0</b>
<b>Opponents</b>	<b>49</b>	<b>2013</b>	<b>41.1</b>	<b>61</b>	<b>4</b>	<b>18</b>	<b>16</b>	<b>6</b>	<b>0</b>

## Kickoffs

Player	no.	yds	avg	tb	ob	retn	net	ydln
Noah Rauschenberg	75	4801	64.0	57	0			
<b>Total</b>	<b>75</b>	<b>4801</b>	<b>64.0</b>	<b>57</b>	<b>0</b>	<b>16</b>	<b>40</b>	<b>24</b>
<b>Opponents</b>	<b>71</b>	<b>4232</b>	<b>59.6</b>	<b>25</b>	<b>2</b>	<b>35</b>	<b>39.5</b>	<b>25</b>

## All Purpose

Player	g	rush	rcv	pr	kr	lr	total	avg/g
Richard Reese	13	972	89	0	0	0	1061	81.6
Craig Williams	11	557	80	0	192	0	829	75.4
Monaray Baldwin	11	71	565	-2	147	0	781	71.0
Gavin Holmes	12	0	517	133	76	0	726	60.5
Qualan Jones	13	462	135	0	0	0	597	45.9
Josh Cameron	13	1	386	0	0	0	387	29.8
Hal Presley	13	2	382	0	0	0	384	29.5
Jordan Nabors	9	63	4	58	155	0	280	31.1
Ben Sims	12	1	255	0	0	0	256	21.3
Drake Dabney	8	0	173	0	0	0	173	21.6
Jaylen Ellis	5	0	154	0	0	0	154	30.8
Blake Shapen	13	96	0	0	0	0	96	7.4
Taye McWilliams	2	67	27	0	0	0	94	47.0
Josh Fleeks	3	27	49	0	10	0	86	28.7
Kelsey Johnson	10	2	61	0	16	0	79	7.9
Seth Jones	6	0	73	0	0	0	73	12.2
Devin Lemear	13	0	0	0	0	52	52	4.0
Kyron Drones	5	49	0	0	0	0	49	9.8
Dillon Doyle	13	11	4	0	0	11	26	2.0
Javon Gipson	9	0	22	0	0	0	22	2.4
AJ McCarty	13	0	0	0	0	18	18	1.4
Cameron Bonner	4	0	13	0	0	0	13	3.3
Gavin Yates	13	0	10	0	0	0	10	0.8
Armani Winfield	3	0	10	0	0	0	10	3.3
Jordan Jenkins	6	8	0	0	0	0	8	1.3
Al Walcott	13	0	0	0	0	4	4	0.3
Mark Milton	12	0	0	0	0	2	2	0.2
Team	13	-18	0	0	0	0	-18	-1.4
<b>Total</b>	<b>13</b>	<b>2371</b>	<b>3009</b>	<b>189</b>	<b>596</b>	<b>87</b>	<b>6252</b>	<b>480.9</b>
<b>Opponents</b>	<b>13</b>	<b>1927</b>	<b>2896</b>	<b>66</b>	<b>361</b>	<b>66</b>	<b>5316</b>	<b>408.9</b>





## 2022 FINAL STATISTICS

### Team Defense

##	Player	gp	Tackles				tfl/yds	Sacks no-yds	Pass defense			Fumbles		blkd	
			ua	a	tot				int-yds	brup	qbh	fr-yds	ff	kick	saf
5	Dillon Doyle	13	43	47	90	0.5-0	.	2-11	2	3	.	.	.	.	
13	Al Walcott	13	43	39	82	10-35	2-20	1-4	4	.	.	3	.	.	
2	Matt Jones	12	43	22	65	4-28	2.5-23	.	4	2	.	.	.	.	
20	Devin Lemear	13	35	22	57	2-3	.	2-52	4	.	2-18	.	.	.	
4	Christian Morgan	11	28	20	48	2-10	1-7	3-0	4	.	.	1	.	.	
3	Mark Milton	12	33	13	46	0.5-1	.	1-2	3	1	.	.	.	.	
55	Garmon Randolph	13	23	20	43	7-36	4.5-28	.	.	4	.	.	.	.	
14	Devin Neal	11	31	10	41	2-3	1-1	2-0	1	.	.	1	.	.	
19	AJ McCarty	13	31	6	37	1-1	.	1-18	3	.	.	.	.	.	
9	TJ Franklin	13	18	18	36	3-14	1.5-13	.	3	4	.	.	.	.	
95	Gabe Hall	13	16	20	36	5.5-38	4.5-36	.	2	4	1-16	.	1	.	
62	Siaki Ika	12	10	14	24	2-4	.	.	2	5	.	.	.	.	
35	Jackie Marshall	12	15	7	22	2-7	.	.	3	2	1-0	1	.	.	
7	Bryson Jackson	13	12	9	21	5.5-21	3-15	.	.	3	1-0	1	.	.	
41	Brooks Miller	10	11	9	20	1.5-9	1-9	.	2	.	.	.	.	.	
90	Jaxon Player	13	11	8	19	4-7	0.5-1	.	1	1	.	.	.	.	
36	Tyrone Brown	12	8	10	18	0.5-0	.	.	1	.	.	.	.	.	
96	Cole Maxwell	10	8	9	17	0.5-1	.	.	2	.	.	.	.	.	
11	Lorando Johnson	12	12	4	16	1.5-4	.	.	5	.	.	1	.	.	
28	Devyn Bobby	13	10	3	13	.	.	.	.	.	.	.	.	.	
54	Brayden Utley	13	6	6	12	1.5-6	0.5-5	.	.	2	.	.	.	.	
33	Will Williams	9	9	2	11	1-2	.	.	2	.	.	.	.	.	
27	Tevin Williams III	12	9	1	10	1-2	.	1-0	1	.	.	.	.	.	
16	Mike Harris	13	4	5	9	.	.	.	.	.	1-0	.	.	.	
46	Tony Anyanwu	9	5	2	7	1.5-2	.	.	.	.	.	.	.	.	
97	Cooper Lanz	12	5	.	5	.	.	.	.	.	.	.	.	.	
31	Griffin Speaks	13	3	2	5	.	.	.	.	.	.	1	.	.	
98	Chidi Ogbonnaya	13	1	2	3	.	.	.	.	.	.	.	1	.	
26	Garrison Grimes	13	1	2	3	.	.	.	.	.	.	.	.	.	
12	Alfonzo Allen	13	3	.	3	2-8	1-7	.	1	.	.	.	.	.	
93	Victor Obi	11	3	.	3	1-11	1-11	.	.	2	.	.	.	.	
21	Chateau Reed	6	3	.	3	.	.	.	.	.	.	.	.	.	
47	Caleb Parker	13	3	.	3	.	.	.	.	.	.	.	.	.	
44	Josh White	13	2	1	3	.	.	.	.	.	.	.	.	.	
16	Hal Presley	13	1	1	2	.	.	.	.	.	.	.	.	.	
94	BoChao Jin	1	.	2	2	.	.	.	.	.	.	.	.	.	
51	Kyler Jordan	3	.	1	1	.	.	.	.	.	.	.	.	.	
8	Ben Sims	12	1	.	1	.	.	.	.	.	.	.	.	.	
6	Gavin Holmes	12	1	.	1	.	.	.	.	.	.	.	.	.	
32	Carmello Jones	3	1	.	1	.	.	.	.	.	.	.	.	.	
38	Ben Hamilton	11	1	.	1	.	.	.	.	.	.	.	.	.	

## 2022 FINAL STATISTICS

## GAME-BY-GAME PASSING

BLAKE SHAPEN	CMP	ATT	INT	PCT	YDS	TD	LONG	SACKS	EFF.	KYRON DRONES	CMP	ATT	INT	PCT	YDS	TD	LONG	SACKS	EFF.
UAlbany	17	20	0	85.0	214	2	47	2	207.9	UAlbany	5	7	0	71.4	100	0	50	0	191.4
at BYU	18	28	0	64.3	137	1	19	4	117.2	at BYU	-	-	-	-	-	-	-	-	-
Texas State	15	26	1	57.7	184	1	45	0	122.1	Texas State	2	2	0	100.0	24	0	14	0	200.8
at Iowa State	19	26	0	73.1	238	3	40	2	188.0	at Iowa State	DNP	DNP	DNP	DNP	DNP	DNP	DNP	DNP	DNP
Oklahoma State	28	40	2	70.0	345	2	70	2	149.0	Oklahoma State	DNP	DNP	DNP	DNP	DNP	DNP	DNP	DNP	DNP
at West Virginia	14	22	0	63.6	326	2	56	2	218.1	at West Virginia	7	14	1	50.0	95	1	25	0	116.3
Kansas	17	26	2	65.4	164	1	17	2	115.7	Kansas	DNP	DNP	DNP	DNP	DNP	DNP	DNP	DNP	DNP
at Texas Tech	19	30	0	63.3	211	1	30	1	133.4	at Texas Tech	DNP	DNP	DNP	DNP	DNP	DNP	DNP	DNP	DNP
at Oklahoma	14	23	1	60.9	132	0	20	1	100.4	at Oklahoma	DNP	DNP	DNP	DNP	DNP	DNP	DNP	DNP	DNP
Kansas State	22	38	2	57.9	203	0	25	0	100.1	Kansas State	DNP	DNP	DNP	DNP	DNP	DNP	DNP	DNP	DNP
TCU	21	30	1	70.0	269	1	74	1	149.7	TCU	DNP	DNP	DNP	DNP	DNP	DNP	DNP	DNP	DNP
at Texas	18	36	1	50.0	179	2	47	3	104.5	at Texas	DNP	DNP	DNP	DNP	DNP	DNP	DNP	DNP	DNP
vs. Air Force	11	23	0	47.8	188	2	57	2	145.2	vs. Air Force	DNP	DNP	DNP	DNP	DNP	DNP	DNP	DNP	DNP

## GAME-BY-GAME RUSHING (No.-Yards-TDs)

PLAYER (No.-Yards-TDs)	UA	BYU	TXST	ISU	OSU	WVU	KU	TECH	OU	KSU	TCU	UT	AF	
Richard Reese	198-972-14	9-62-2	6-19-0	19-156-3	21-78-1	17-85-1	13-57-0	31-186-2	36-148-3	4-7-1	9-54-0	10-56-1	15-54-0	8-10-0
Craig Williams	101-557-4	3-13-1	17-68-0	8-56-1	10-36-0	2-11-0	3-25-0	DNP	DNP	25-192-2	4-17-0	19-112-0	3-2-0	7-25-0
Qualan Jones	92-462-7	6-59-0	16-67-2	1-5-0	2-10-0	4-21-0	10-44-1	9-71-0	8-38-1	9-47-1	3-11-0	5-30-1	14-45-0	5-14-0
Blake Shapen	76-96-2	4-11-1	4- -22-0	3-42-1	7-3-0	6-0-0	5- -2-0	8- -5-0	10-30-0	3-6-0	7-21-0	7-20-0	7-0-0	5- -8-0
Taye McWilliams	18-67-0	12-45-0	6-22-0	DNP	DNP	DNP	DNP	DNP	DNP	DNP	DNP	DNP	DNP	DNP
Jordan Nabors	9-63-2	1-6-0	DNP	-	-	-	-	2-13-1	3-11-0	3-33-1	-	DNP	DNP	DNP
Kyron Drones	8-49-2	1-6-0	-	-	-	-	-	2-13-1	3-11-0	DNP	DNP	DNP	DNP	DNP
Monaray Baldwin	7-71-1	2-46-1	0-0-0	DNP	-	1- -5-0	1-20-0	-	DNP	-	-	3-10-0	-	-
Dillon Doyle	6-11-0	-	1-0-0	-	-	-	-	2-6-0	1-2-0	1-1-0	-	1-2-0	-	-
Josh Fleeks	3-27-0	DNP	-	3-27-0	-	DNP	DNP	DNP	DNP	DNP	DNP	DNP	DNP	DNP
Jordan Jenkins	3-8-0	3-8-0	DNP	DNP	DNP	DNP	DNP	DNP	DNP	-	DNP	-	DNP	-
Hal Presley	1-2-0	-	-	1-2-0	-	-	-	-	-	-	-	-	-	-
Kelsy Johnson	1-2-1	-	-	-	-	-	-	-	-	-	-	1-2-1	-	-
Ben Sims	1-1-1	-	-	-	-	-	1-1-1	-	-	-	-	-	-	-
Josh Cameron	1-1-0	-	-	-	-	-	-	-	-	-	-	-	-	1-1-0

## GAME-BY-GAME RECEIVING (No.-Yards-TDs)

PLAYER (No.-Yards-TDs)	UA	BYU	TXST	ISU	OSU	WVU	KU	TECH	OU	KSU	TCU	UT	AF	
Monaray Baldwin	33-565-4	4-84-1	0-0-0	DNP	1-3-0	7-174-2	2-42-0	2-29-1	DNP	-	8-75-0	6-123-0	3-35-0	-
Hal Presley	32-382-4	3-56-1	3-31-0	1-6-0	2-50-0	4-39-0	2-9-1	3-39-0	4-58-1	4-34-0	2-22-0	1-15-0	2-15-0	1-8-1
Ben Sims	31-255-3	5-37-0	4-30-1	DNP	5-39-1	6-33-0	2-18-0	3-36-0	1-25-0	1-6-0	2-13-0	1-4-0	1-14-1	-
Josh Cameron	28-386-0	-	1-1-0	1-14-0	1-10-0	1-19-0	-	2-10-0	1-5-0	5-72-0	6-83-0	3-68-0	4-48-0	3-56-0
Gavin Holmes	26-517-4	-	1-19-0	3-46-1	3-92-1	2-23-0	7-210-1	2-7-0	5-77-0	-	-	-	DNP	4-47-1
Qualan Jones	23-135-0	1-3-0	3-17-0	-	1-8-0	2-12-0	2-37-0	2-3-0	2-18-0	2-15-0	1-0-0	1-4-0	6-18-0	-
Drake Dabney	16-173-0	1-29-0	3-16-0	1-6-0	2-23-0	1-7-0	5-66-0	1-14-0	2-12-0	DNP	DNP	DNP	DNP	DNP
Richard Reese	13-89-0	-	-	1-17-0	1-4-0	4-21-0	-	2-26-0	3-12-0	1-5-0	-	1-4-0	-	-
Craig Williams	11-80-1	-	-	2-5-0	-	1-17-0	1-39-1	DNP	DNP	-	3-10-0	3-5-0	-	-
Kelsy Johnson	9-61-1	-	-	2-9-0	-	DNP	DNP	DNP	-	1-0-0	-	3-30-1	1-2-0	2-20-0
Seth Jones	7-73-0	2-25-0	2-16-0	2-28-0	1-4-0	-	-	DNP	DNP	DNP	DNP	DNP	DNP	DNP
Taye McWilliams	5-27-0	4-20-0	1-7-0	DNP	DNP	DNP	DNP	DNP	DNP	DNP	DNP	DNP	DNP	DNP
Jaylen Ellis	3-154-1	1-50-0	-	-	DNP	DNP	DNP	DNP	DNP	DNP	DNP	DNP	1-47-1	1-57-0
Josh Fleeks	2-49-0	DNP	-	1-45-0	1-4-0	DNP	DNP	DNP	DNP	DNP	DNP	DNP	DNP	DNP
Javon Gibson	2-22-0	DNP	-	2-22-0	-	-	-	-	-	DNP	-	DNP	DNP	-
Dillon Doyle	2-4-1	-	-	-	1-1-1	-	-	-	-	-	-	1-3-0	-	-
Cameron Bonner	1-13-0	-	DNP	DNP	DNP	DNP	DNP	DNP	-	DNP	DNP	1-13-0	-	DNP
Gavin Yates	1-10-0	-	-	1-10-0	-	-	-	-	-	-	-	-	-	-
Armani Winfield	1-10-0	1-10-0	-	-	DNP	DNP	DNP	DNP	DNP	DNP	DNP	DNP	DNP	DNP
Jordan Nabors	1-4-0	-	DNP	-	-	-	-	-	1-4-0	-	-	DNP	DNP	DNP

## GAME-BY-GAME KICKING

ISAIAH HANKINS	PAT	ATT	PCT	FG	ATT	PCT	LONG	PTS
UAlbany	6	6	100.0	0	0	0.0	0	6
at BYU	2	3	75.0	0	1	0.0	0	2
Texas State	DNP	DNP	DNP	DNP	DNP	DNP	DNP	DNP
at Iowa State	DNP	DNP	DNP	DNP	DNP	DNP	DNP	DNP
Oklahoma State	DNP	DNP	DNP	DNP	DNP	DNP	DNP	DNP
at West Virginia	DNP	DNP	DNP	DNP	DNP	DNP	DNP	DNP
Kansas	DNP	DNP	DNP	DNP	DNP	DNP	DNP	DNP
at Texas Tech	DNP	DNP	DNP	DNP	DNP	DNP	DNP	DNP
at Oklahoma	DNP	DNP	DNP	DNP	DNP	DNP	DNP	DNP
Kansas State	DNP	DNP	DNP	DNP	DNP	DNP	DNP	DNP
TCU	DNP	DNP	DNP	DNP	DNP	DNP	DNP	DNP
at Texas	DNP	DNP	DNP	DNP	DNP	DNP	DNP	DNP
vs. Air Force	DNP	DNP	DNP	DNP	DNP	DNP	DNP	DNP
JOHN MAYERS	PAT	ATT	PCT	FG	ATT	PCT	LONG	PTS
UAlbany	3	4	75.0	0	0	0.0	0	3
at BYU	DNP	DNP	DNP	DNP	DNP	DNP	DNP	DNP
Texas State	6	6	100.0	0	0	0.0	0	6
at Iowa State	4	4	100.0	1	1	100.0	24	7
Oklahoma State	2	2	100.0	1	1	100.0	34	5
at West Virginia	4	5	80.0	2	2	100.0	44	10
Kansas	5	5	100.0	0	0	0.0	0	5
at Texas Tech	6	6	100.0	1	1	100.0	48	9
at Oklahoma	5	5	100.0	1	1	100.0	49	8
Kansas State	0	0	0.0	1	1	100.0	37	3
TCU	4	4	100.0	0	1	0.0	0	4
at Texas	2	2	100.0	1	2	50.0	30	5
vs. Air Force	1	1	100.0	0	1	0.0	0	1

## GAME-BY-GAME PUNTING

ISSAC POWER	NO	YDS	AVG	LONG	I20	TB	50+	60+
UAlbany	1	57	57.0	57	1	0	1	0
at BYU	6	256	42.7	51	4	0	1	0
Texas State	3	129	37.3	48	0	1	0	0
at Iowa State	3	139	46.3	59	1	0	1	0
Oklahoma State	2	94	47.0	49	0	1	0	0
at West Virginia	2	77	38.5	39	1	0	0	0
Kansas	1	46	46.0	46	1	0	0	0
at Texas Tech	3	93	31.0	48	2	0	0	0
at Oklahoma	4	169	42.2	46	0	0	0	0
Kansas State	3	127	42.3	56	0	1	1	0
TCU	4	188	47.0	50	1	0	1	0
at Texas	5	182	36.4	46	2	1	0	0
vs. Air Force	4	145	36.2	50	1	0	1	0
NOAH RAUSCHENBERG	NO	YDS	AVG	LONG	I20	TB	50+	60+
UAlbany	1	14	14.0	14	0	0	0	0
at BYU	0	0	0.0	0	0	0	0	0
Texas State	0	0	0.0	0	0	0	0	0
at Iowa State	0	0	0.0	0	0	0	0	0
Oklahoma State	0	0	0.0	0	0	0	0	0
at West Virginia	0	0	0.0	0	0	0	0	0
Kansas	0	0	0.0	0	0	0	0	0
at Texas Tech	0	0	0.0	0	0	0	0	0
at Oklahoma	0	0	0.0	0	0	0	0	0
Kansas State	0	0	0.0	0	0	0	0	0
TCU	0	0	0.0	0	0	0	0	0
at Texas	0	0	0.0	0	0	0	0	0
vs. Air Force	0	0	0.0	0	0	0	0	0





# 2022 FINAL STATISTICS

## GAME-BY-GAME TACKLES (UT-AT-TOT)

PLAYER	UT-AT-TOTAL	UA	BYU	TXST	ISU	OSU	WVU	KU	TECH	OU	KSU	TCU	UT	AF
Dillon Doyle	43-47-90	0-2-2	3-3-6	0-1-1	1-1-2	6-4-10	5-5-10	3-1-4	2-2-4	5-10-15	5-4-9	1-6-7	4-5-9	8-2-10
Al Walcott	43-39-82	3-1-4	1-3-4	4-5-9	2-5-7	4-4-8	2-3-5	2-2-4	5-3-8	2-5-7	7-4-11	3-1-4	6-4-10	2-0-2
Matt Jones	43-22-82	3-1-4	5-4-9	1-4-5	3-1-4	4-2-6	3-0-3	2-0-2	0-4-4	4-3-7	7-2-9	2-0-2	DNP	9-1-10
Devin Lemear	35-22-57	0-0-0	1-0-1	1-1-2	0-4-4	1-2-3	5-2-7	2-0-2	4-1-5	3-5-8	3-1-4	7-2-9	4-3-4	2-1-3
Christian Morgan	28-20-48	DNP	0-1-1	DNP	1-2-3	3-1-4	4-1-5	1-0-1	3-1-4	1-5-6	4-3-7	1-0-1	4-5-9	6-1-7
Mark Milton	33-13-46	1-0-1	4-0-4	0-0-0	2-1-3	3-1-4	1-7-8	3-0-3	0-0-0	3-0-3	7-0-7	6-1-7	4-1-5	DNP
Garmon Randolph	23-20-43	1-1-2	0-1-1	2-0-2	3-2-5	2-5-7	1-1-2	2-0-2	2-2-4	4-1-5	0-3-3	0-1-1	2-2-4	3-1-4
Devin Neal	31-10-41	4-0-4	6-2-8	4-1-5	2-1-3	6-0-6	2-2-4	3-1-4	0-1-1	1-2-3	3-0-0	2-0-2	DNP	DNP
AJ McCarty	31-6-37	2-0-2	1-1-2	5-2-7	7-2-9	0-0-0	0-0-0	1-1-2	4-0-4	3-0-3	1-0-1	3-0-3	1-0-1	4-0-4
TJ Franklin	18-18-36	0-0-0	1-2-3	2-3-5	1-3-4	2-2-4	1-3-4	0-0-0	2-0-2	0-2-2	3-0-3	1-1-2	1-2-3	4-0-4
Gabe Hall	16-20-36	0-2-2	1-2-3	0-1-1	0-2-2	1-2-3	1-4-5	1-0-1	3-0-3	2-5-7	1-0-1	0-1-1	3-1-4	3-0-3
Siaki Ika	10-14-24	0-2-2	1-2-3	0-0-0	0-2-2	2-2-4	2-1-3	0-0-0	0-0-0	1-3-4	3-0-3	1-2-3	0-0-0	DNP
Jackie Marshall	15-7-22	0-0-0	0-0-0	2-0-2	1-0-1	1-1-2	1-0-1	1-0-0	2-0-2	1-2-3	3-1-4	2-1-3	1-2-3	1-0-1
Bryson Jackson	12-9-21	1-1-2	0-1-1	1-0-1	4-0-4	0-1-1	1-3-4	0-0-0	0-0-0	2-0-2	0-0-0	1-0-1	1-0-1	0-2-2
Brooks Miller	11-9-20	DNP	DNP	3-2-5	1-0-1	1-2-3	0-1-1	1-0-1	1-1-2	1-0-1	3-0-3	0-0-0	0-3-3	0-0-0
Jaxon Player	11-8-19	1-1-2	0-1-1	2-1-3	0-0-0	1-3-4	0-1-1	0-0-0	0-0-0	1-0-1	0-0-0	2-0-2	1-1-2	3-0-3
Tyrone Brown	8-10-18	2-0-2	2-2-4	0-2-2	1-0-1	1-0-1	0-1-1	0-0-0	0-1-1	0-2-2	0-0-0	0-0-0	1-2-3	DNP
Cole Maxwell	8-9-17	0-0-0	1-2-3	DNP	DNP	0-0-0	0-2-2	0-0-0	DNP	0-1-1	2-2-4	1-0-1	1-2-3	3-0-3
Lorando Johnson	12-4-16	0-0-0	2-0-2	1-0-1	2-0-0	1-1-2	1-0-1	0-0-0	0-0-0	2-1-3	1-0-1	0-0-0	2-2-4	DNP
Devyn Bobby	10-3-13	2-0-2	0-0-0	1-1-2	0-0-0	1-0-0	1-1-2	2-1-3	2-0-2	0-0-0	0-0-0	0-0-0	0-0-0	1-0-1
Brayden Utley	6-6-12	1-3-4	0-0-0	0-0-0	0-0-0	0-0-0	0-0-0	0-0-0	1-2-3	0-0-0	1-0-1	0-0-0	1-0-1	3-0-3
Will Williams	9-2-11	0-1-1	2-0-2	3-0-3	DNP	1-0-1	2-1-3	0-0-0	DNP	DNP	0-0-0	0-0-0	1-0-1	DNP
Tevin Williams III	9-1-10	1-0-1	DNP	1-0-1	0-0-0	2-1-3	0-0-0	0-0-0	0-0-0	0-0-0	0-0-0	0-0-0	0-0-0	5-0-5
Mike Harris	4-5-9	0-0-0	2-2-4	0-2-2	0-0-0	0-0-0	0-0-0	0-0-0	0-0-0	0-1-1	1-0-1	1-0-1	0-0-0	0-0-0
Tony Anyanwu	5-2-7	0-0-0	0-0-0	2-1-3	1-0-1	0-0-0	2-1-3	0-0-0	0-0-0	0-0-0	DNP	DNP	DNP	DNP
Cooper Lanz	5-0-5	2-0-2	DNP	2-0-2	1-0-1	0-0-0	0-0-0	0-0-0	0-0-0	0-0-0	0-0-0	0-0-0	0-0-0	0-0-0
Griffin Speaks	3-2-5	1-0-0	0-0-0	0-2-2	0-0-0	1-0-1	0-0-0	0-0-0	0-0-0	0-0-0	0-0-0	0-0-0	1-0-1	0-0-0
Chateau Reed	3-0-3	0-0-0	0-0-0	DNP	DNP	DNP	DNP	DNP	1-0-0	DNP	0-0-0	DNP	DNP	2-0-2
Victor Obi	3-0-3	0-0-0	0-0-0	2-0-2	1-0-1	0-0-0	DNP	DNP	0-0-0	0-0-0	0-0-0	0-0-0	0-0-0	0-0-0
Alfonzo Allen	3-0-3	1-0-1	0-0-0	0-0-0	0-0-0	0-0-0	DNP	1-0-1	0-0-0	0-0-0	0-0-0	1-0-1	0-0-0	0-0-0
Caleb Parker	3-0-3	0-0-0	0-0-0	0-0-0	2-0-0	2-0-2	1-0-1	0-0-0	0-0-0	0-0-0	0-0-0	0-0-0	0-0-0	0-0-0
Josh White	2-1-3	1-0-1	0-0-0	0-0-0	0-0-0	1-0-1	0-0-0	0-0-0	0-0-0	0-1-1	0-0-0	0-0-0	0-0-0	0-0-0
Chidi Ogbonnaya	1-2-3	1-0-1	0-1-1	0-0-0	0-0-0	0-0-0	0-0-0	0-0-0	0-0-0	0-1-1	0-0-0	0-0-0	0-0-0	0-0-0
Garrison Grimes	1-2-3	0-0-0	1-1-2	0-1-1	0-0-0	0-0-0	0-0-0	0-0-0	0-0-0	0-0-0	0-0-0	0-0-0	0-0-0	0-0-0
BoChao Jin	0-2-2	0-2-2	0-0-0	DNP	DNP	DNP	DNP	DNP	DNP	DNP	DNP	DNP	DNP	DNP
Ben Hamilton	1-0-1	0-0-0	DNP	0-0-0	0-0-0	DNP	0-0-0	1-0-0	0-0-0	0-0-0	0-0-0	0-0-0	0-0-0	0-0-0
Carmello Jones	1-0-1	1-0-1	DNP	DNP	DNP	DNP	DNP	DNP	DNP	0-0-0	DNP	0-0-0	0-0-0	0-0-0
Kyler Jordan	0-1-1	0-1-1	DNP	0-0-0	DNP	DNP	DNP	DNP	DNP	0-0-0	DNP	DNP	DNP	0-0-0

## GAME-BY-GAME TACKLES FOR LOSS (TFL-YDS)

PLAYER	UA-A-Total	UA	BYU	TXST	ISU	OSU	WVU	KU	TECH	OU	KSU	TCU	UT	AF
Al Walcott	8-4-10.0	0.0-0	0.5-1	2.0-5	1.0-1	1.5-4	0.0-0	1.0-3	1.0-1	0.0-0	2.0-3	0.0-0	1.0-17	0.0-0
Garmon Randolph	6-2-7.0	0.0-0	0.0-0	0.0-0	1.0-2	1.5-4	0.0-0	0.0-0	2.0-16	1.0-5	0.5-4	0.0-0	0.0-0	1.0-4
Bryson Jackson	5-1-5.5	0.0-0	0.0-0	1.0-3	2.0-7	0.0-0	0.5-1	0.0-0	0.0-0	1.0-2	0.0-0	0.0-0	1.0-8	0.0-0
Gabe Hall	4-3-5.5	0.5-2	0.0-0	0.0-0	0.5-1	0.0-0	0.5-1	0.0-0	3.0-24	0.0-0	0.0-0	0.0-0	1.0-10	0.0-0
Jaxon Player	3-2-4.0	1.5-2	0.0-0	1.0-2	0.0-0	0.5-1	0.0-0	0.0-0	0.0-0	0.0-0	0.0-0	0.0-0	1.0-2	0.0-0
Matt Jones	2-4-4.0	0.0-0	1.0-10	1.0-7	1.0-3	0.0-0	0.0-0	0.0-0	0.5-5	0.0-0	0.5-3	0.0-0	DNP	0.0-0
TJ Franklin	2-2-3.0	0.0-0	0.0-0	0.5-4	0.0-0	1.0-1	0.5-0	0.0-0	0.0-0	0.0-0	0.0-0	0.0-0	0.0-0	0.0-0
Devin Lemear	2-0-2.0	0.0-0	1-0-1	0.0-0	0.0-0	0.0-0	0.0-0	1.0-2	0.0-0	0.0-0	0.0-0	0.0-0	0.0-0	0.0-0
Jackie Marshall	2-2-2.0	0.0-0	DNP	0.0-0	0.0-0	0.0-0	0.0-0	0.0-0	1.0-2	0.0-0	0.0-0	0.0-0	0.0-0	1.0-5
Siaki Ika	2-0-2.0	0.0-0	0.0-0	0.0-0	0.0-0	0.0-0	1.0-1	0.0-0	0.0-0	0.0-0	1.0-3	0.0-0	0.0-0	DNP
Devin Neal	2-0-2.0	0.0-0	2.0-3	0.0-0	0.0-0	0.0-0	0.0-0	0.0-0	0.0-0	0.0-0	0.0-0	0.0-0	DNP	DNP
Alfonzo Allen	2-0-2.0	1.0-7	0.0-0	0.0-0	0.0-0	0.0-0	DNP	0.0-0	0.0-0	0.0-0	0.0-0	1.0-1	0.0-0	0.0-0
Christian Morgan	2-0-2.0	0.0-0	0.0-0	0.0-0	0.0-0	1.0-3	0.0-0	0.0-0	0.0-0	0.0-0	0.0-0	0.0-0	1.0-7	0.0-0
Brayden Utley	1-1-1.5	0.0-0	0.0-0	0.0-0	0.0-0	0.0-0	0.0-0	0.0-0	0.5-5	0.0-0	1.0-1	0.0-0	0.0-0	0.0-0
Lorando Johnson	1-1-1.5	0.0-0	0.0-0	0.0-0	1.0-4	0.5-0	0.0-0	0.0-0	0.0-0	0.0-0	0.0-0	0.0-0	0.0-0	DNP
Brooks Miller	1-1-1.5	DNP	DNP	1.5-9	0.0-0	0.0-0	0.0-0	0.0-0	0.0-0	0.0-0	0.0-0	0.0-0	0.0-0	0.0-0
Tony Anyanwu	1-1-1.5	0.0-0	0.0-0	1.0-1	0.0-0	0.0-0	0.5-1	0.0-0	0.0-0	0.0-0	DNP	DNP	DNP	DNP
Victor Obi	1-0-1.0	0.0-0	0.0-0	0.0-0	1.0-11	0.0-0	0.0-0	DNP	0.0-0	0.0-0	0.0-0	0.0-0	0.0-0	0.0-0
Tevin Williams III	1-0-1.0	0.0-0	DNP	0.0-0	0.0-0	0.0-0	0.0-0	0.0-0	0.0-0	0.0-0	0.0-0	0.0-0	0.0-0	1.0-2
Will Williams	1-0-1.0	0.0-0	0.0-0	0.0-0	0.0-0	1.0-2	0.0-0	0.0-0	DNP	DNP	0.0-0	0.0-0	0.0-0	DNP
AJ McCarty	1-0-1.0	0.0-0	0.0-0	0.0-0	0.0-0	0.0-0	0.0-0	0.0-0	0.0-0	0.0-0	0.0-0	0.0-0	0.0-0	1.0-1
Tyrone Brown	0-1-0.5	0.0-0	0.0-0	0.0-0	0.0-0	0.0-0	0.5-0	0.0-0	0.0-0	0.0-0	0.0-0	0.0-0	0.0-0	DNP
Mark Milton	0.1-0.5	0.0-0	0.0-0	0.0-0	0.0-0	0.0-0	0.5-1	0.0-0	0.0-0	0.0-0	0.0-0	0.0-0	0.0-0	DNP
Dillon Doyle	0-1-0.5	0.0-0	0.0-0	0.0-0	0.5-1	0.0-0	0.0-0	0.0-0	0.0-0	0.0-0	0.0-0	0.0-0	0.0-0	0.0-0
Cole Maxwell	0-1-0.5	0.0-0	0.5-1	DNP	DNP	0.0-0	0.0-0	0.0-0	DNP	0.0-0	0.0-0	0.0-0	0.0-0	0.0-0

## GAME-BY-GAME SACKS (SACKS-YDS)

PLAYER	UA-A-Total	UA	BYU	TXST	ISU	OSU	WVU	KU	TECH	OU	KSU	TCU	UT	AF
Gabe Hall	4-1-4.5	0.5-2	0.0-0	0.0-0	0.0-0	0.0-0	0.0-0	0.0-0	3-24	0.0-0	0.0-0	0.0-0	1.0-10	0.0-0
Garman Randolph	4-1-4.5	0.0-0	0.0-0	0.0-0	1-2	0.0-0	0.0-0	0.0-0	2-17	1-5	0.5-4	0.0-0	0.0-0	0.0-0
Bryson Jackson	3-3-3	0.0-0	0.0-0	0.0-0	2-7	0.0-0	0.0-0	0.0-0	0.0-0	0.0-0	0.0-0	0.0-0	1.0-8	0.0-0
Matt Jones	1-3-2.5	0.0-0	1-10	0.5-5	0.0-0	0.0-0	0.0-0	0.0-0	0.5-5	0.0-0	0.5-3	0.0-0	DNP	0.0-0
Al Walcott	2-0-2	0.0-0	0.0-0	0.0-0	0.0-0	0.0-0	0.0-0	1.0-0.3	0.0-0	0.0-0	0.0-0	0.0-0	1.0-17	0.0-0
TJ Franklin	1-1-1.5	0.0-0	0.0-0	0.5-4	0.0-0	0.0-0	0.0-0	0.0-0	0.0-0	0.0-0	0.0-0	0.0-0	1.0-9	0.0-0
Christian Morgan	1-0-1	0.0-0	0.0-0	0.0-0	0.0-0	0.0-0	0.0-0	0.0-0	0.0-0	0.0-0	0.0-0	0.0-0	1.0-7	0.0-0
Alfonzo Allen	1-0-1	1-7	0.0-0	0.0-0	0.0-0	0.0-0	0.0-0	0.0-0	0.0-0	0.0-0	0.0-0	0.0-0	0.0-0	0.0-0
Devin Neal	1-0-1	0.0-0	1-1	0.0-0	0.0-0	0.0-0	0.0-0	0.0-0	0.0-0	0.0-0	0.0-0	0.0-0	DNP	DNP
Brooks Miller	1-0-1	DNP	DNP	1-9	0.0-0	0.0-0	0.0-0	0.0-0	0.0-0	0.0-0	0.0-0	0.0-0	0.0-0	0.0-0
Victor Obi	1-0-1	0.0-0	0.0-0	0.0-0	1-11	0.0-0	0.0-0	DNP	0.0-0	0.0-0	0.0-0	0.0-0	0.0-0	0.0-0
Brayden Utley	0-1-0.5	0.0-0	0.0-0	0.0-0	0.0-0	0.0-0	0.0-0	0.0-0	0.5-5	0.0-0	0.0-0	0.0-0	0.0-0	0.0-0
Jaxon Player	0-1-0.5	0.5-1	0.0-0	0.0-0	0.0-0	0.0-0	0.0-0	0.0-0	0.0-0	0.0-0	0.0-0	0.0-0	0.0-0	0.0-0



# 2022 FINAL STATISTICS

## Baylor - Individual Game Highs

RUSHES	36	Richard Reese at Texas Tech (10/29/2022)
YARDS RUSHING	192	Craig Williams at Oklahoma (11/05/2022)
TD RUSHES	3	Richard Reese at Texas Tech (10/29/2022)
	3	Richard Reese vs Texas St. (09/17/2022)
LONG RUSH	52	Richard Reese vs Texas St. (09/17/2022)
PASS ATTEMPTS	40	Blake Shapen vs Oklahoma St. (10/01/2022)
PASS COMPLETIONS	28	Blake Shapen vs Oklahoma St. (10/01/2022)
YARDS PASSING	345	Blake Shapen vs Oklahoma St. (10/01/2022)
TD PASSES	3	Blake Shapen at Iowa St. (09/24/2022)
LONG PASS	74	Blake Shapen vs TCU (11/19/2022)
RECEPTIONS	8	Monaray Baldwin vs Kansas St. (11/12/2022)
YARDS RECEIVING	210	Gavin Holmes at West Virginia (10/13/2022)
TD RECEPTIONS	2	Monaray Baldwin vs Oklahoma St. (10/01/2022)
LONG RECEPTION	74	Monaray Baldwin vs TCU (11/19/2022)
PUNTS	6	Issac Power at BYU (09/10/2022)
PUNTING AVG	57.0	Issac Power vs UAlbany (09/03/2022)
LONG PUNT	59	Issac Power at Iowa St. (09/24/2022)
PUNTS INSIDE 20	4	Issac Power at BYU (09/10/2022)
LONG PUNT RETURN	72	Gavin Holmes vs UAlbany (09/03/2022)
LONG KICKOFF RETURN	37	Jordan Nabors at Oklahoma (11/05/2022)
TACKLES	15	Dillon Doyle at Oklahoma (11/05/2022)
SACKS	3	Gabe Hall at Texas Tech (10/29/2022)
TACKLES FOR LOSS	3	Gabe Hall at Texas Tech (10/29/2022)

## Baylor - Game Highs

RUSHES	59	at Texas Tech (10/29/2022)
YARDS RUSHING	293	Texas St. (09/17/2022)
YARDS PER RUSH	7.9	Texas St. (09/17/2022)
TD RUSHES	7	UAlbany (09/03/2022)
PASS ATTEMPTS	40	Oklahoma St. (10/01/2022)
PASS COMPLETIONS	28	Oklahoma St. (10/01/2022)
YARDS PASSING	421	at West Virginia (10/13/2022)
YARDS PER PASS	11.6	UAlbany (09/03/2022)
TD PASSES	3	at West Virginia (10/13/2022)
	3	at Iowa St. (09/24/2022)
TOTAL PLAYS	89	at Texas Tech (10/29/2022)
TOTAL OFFENSE	590	at West Virginia (10/13/2022)
YARDS PER PLAY	8.4	UAlbany (09/03/2022)
POINTS	69	UAlbany (09/03/2022)
SACKS BY	6	at Texas Tech (10/29/2022)
FIRST DOWNS	29	UAlbany (09/03/2022)
PENALTIES	14	at BYU (09/10/2022)
PENALTY YARDS	117	at BYU (09/10/2022)
TURNOVERS	3	Kansas (10/22/2022)
	3	at West Virginia (10/13/2022)
	3	Texas St. (09/17/2022)
PUNTS	6	at BYU (09/10/2022)
PUNTING AVG	47.0	Oklahoma St. (10/01/2022)
	47.0	TCU (11/19/2022)
LONG PUNT	59	at Iowa St. (09/24/2022)
PUNTS INSIDE 20	4	at BYU (09/10/2022)
LONG PUNT RETURN	72	UAlbany (09/03/2022)

## Opponent - Individual Game Highs

RUSHES	37	Brad Roberts vs Air Force (N) (12/22/2022)
YARDS RUSHING	179	Bijan Robinson at Texas (11/25/2022)
TD RUSHES	2	Brad Roberts vs Air Force (N) (12/22/2022)
	2	Bijan Robinson at Texas (11/25/2022)
	2	Roschon Johnson at Texas (11/25/2022)
	2	Eric Gray at Oklahoma (11/05/2022)
	2	Tony Mathis at West Virginia (10/13/2022)
LONG RUSH	37	Tony Mathis at West Virginia (10/13/2022)
	37	Jirehl Bruck at Iowa St. (09/24/2022)
PASS ATTEMPTS	39	Jaren Hall at BYU (09/10/2022)
PASS COMPLETIONS	24	Max Duggan vs TCU (11/19/2022)
	24	JT Daniels at West Virginia (10/13/2022)
	24	Layne Hatcher vs Texas St. (09/17/2022)
YARDS PASSING	327	Max Duggan vs TCU (11/19/2022)
TD PASSES	3	Will Howard vs Kansas St. (11/12/2022)
LONG PASS	77	Max Duggan vs TCU (11/19/2022)
RECEPTIONS	13	Ashtyn Hawkins vs Texas St. (09/17/2022)
YARDS RECEIVING	122	Chase Roberts at BYU (09/10/2022)
TD RECEPTIONS	2	Ben Sinnott vs Kansas St. (11/12/2022)
LONG RECEPTION	77	Taye Barber vs TCU (11/19/2022)
FIELD GOALS	2	Casey Legg at West Virginia (10/13/2022)
	2	Tanner Brown vs Oklahoma St. (10/01/2022)
	2	Jacob Oldroyd at BYU (09/10/2022)
LONG FIELD GOALS	40	Griffin Kell vs TCU (11/19/2022)
PUNTS	9	Tyler Pastula vs UAlbany (09/03/2022)
PUNTING AVG	48.3	Tyler Perkins at Iowa St. (09/24/2022)
LONG PUNT	61	Tyler Perkins at Iowa St. (09/24/2022)
PUNTS INSIDE 20	4	Tom Hutton vs Oklahoma St. (10/01/2022)
LONG PUNT RETURN	15	Brennan Presley vs Oklahoma St. (10/01/2022)
LONG KICKOFF RETURN	98	Jaden Nixon vs Oklahoma St. (10/01/2022)
TACKLES	14	DeMarvin Oshroon at Texas (11/25/2022)
SACKS	2	AJ Simon vs UAlbany (09/03/2022)
TACKLES FOR LOSS	3	Tony Bradford Jr. at Texas Tech (10/29/2022)
INTERCEPTIONS	1	Jaylan Ford at Texas (11/25/2022)
	1	Bud Clark vs TCU (11/19/2022)
	1	Kobe Savage vs Kansas St. (11/12/2022)
	1	Drake Cheatum vs Kansas St. (11/12/2022)
	1	Billy Bowman at Oklahoma (11/05/2022)
	1	Ra'Mello Dotson vs Kansas (10/22/2022)
	1	Craig Young vs Kansas (10/22/2022)
	1	Aubrey Burks at West Virginia (10/13/2022)
	1	Jason Taylor II vs Oklahoma St. (10/01/2022)
	1	Thomas Harper vs Oklahoma St. (10/01/2022)
	1	Sione Tupou vs Texas St. (09/17/2022)

## Opponent - Game Highs

RUSHES	67	vs Air Force (N) (12/22/2022)
YARDS RUSHING	276	vs Air Force (N) (12/22/2022)
YARDS PER RUSH	5.9	at West Virginia (10/13/2022)
TD RUSHES	5	at Texas (11/25/2022)
PASS ATTEMPTS	40	at BYU (09/10/2022)
PASS COMPLETIONS	26	Kansas St. (11/12/2022)
YARDS PASSING	327	TCU (11/19/2022)
YARDS PER PASS	14.7	vs Air Force (N) (12/22/2022)
TD PASSES	3	Kansas St. (11/12/2022)
TOTAL PLAYS	79	Kansas St. (11/12/2022)
	79	at Oklahoma (11/05/2022)
TOTAL OFFENSE	500	at West Virginia (10/13/2022)
YARDS PER PLAY	7.0	TCU (11/19/2022)
POINTS	43	at West Virginia (10/13/2022)
SACKS BY	4	at BYU (09/10/2022)
FIRST DOWNS	30	Kansas St. (11/12/2022)
PENALTIES	10	UAlbany (09/03/2022)
PENALTY YARDS	78	at Iowa St. (09/24/2022)
TURNOVERS	5	at Texas Tech (10/29/2022)
PUNTS	9	UAlbany (09/03/2022)
PUNTING AVG	48.3	at Iowa St. (09/24/2022)
LONG PUNT	61	at Iowa St. (09/24/2022)
PUNTS INSIDE 20	4	Oklahoma St. (10/01/2022)
LONG PUNT RETURN	15	Oklahoma St. (10/01/2022)

# GAME RECAPS

## 10/10 BAYLOR 69, UALBANY 10

McLANE STADIUM • WACO, TEXAS

SEPT. 3, 2022 • ATTENDANCE: 41,242

Eight Bears scored touchdowns as No. 10 Baylor routed UAlbany, 69-10, to open the 2022 season. **Blake Shapen** threw for 214 yards on 17-of-20 passing and scored three total touchdowns, commanding the offense to 42 points in the first 34 minutes of play. The Bears rolled up 573 yards of total offense, held the Great Danes to less than 100 yards in the second half and used 89 total players in the victory.

Baylor wasted no time in taking control early, as Shapen found **Monaray Baldwin** on a 47-yard touchdown pass to open the scoring. After **Bryson Jackson** recovered his own forced fumble on the Danes' 29-yard line, **Craig "Squirrel" Williams** took a pitch around the left end for a four-yard score to extend the lead to 14-0.

BU's special teams got in on the act next, as **Gavin Holmes** returned a punt 72 yards to the house. Shapen and the offense answered UAlbany's only first-half points with a 38-yard strike to **Hal Presley** before the redshirt sophomore scored on a one-yard rollout as time expired in the first half.

In the second half, Baylor used a four-back rotation of Williams, **Taye McWilliams**, **Qualan Jones** and **Richard Reese** to pile up more than 250 yards rushing. Reese led the way with 62 yards on just nine carries and scored on a pair of fourth-quarter touchdowns.

Baldwin, who finished with 130 yards on just six touches, capped off another scoring drive with a 50-yard end-around in the third quarter. Then, **Kyron Drones** entered and completed 5-of-7 passes for 100 yards, leading the Bears to their final four TDs of the night. He scored on a nine-yard keeper, then Jones felled up the two Reese scores with a 27-yarder of his own to put the exclamation point on the contest.

### POSTGAME NOTES

- BU is now 81-36-4 all-time in season openers. The Bears have won 13 of their last 14 season openers.
- This was the Bears' most points in a season-opening game since beating Wofford, 69-3, on Aug. 31, 2013.
- Baylor rushed for seven TDs in the win, its most since playing Kansas in 2019, and one shy of the program record set in 1969 vs. LSU.
- **Gavin Holmes'** punt return for a TD was BU's first since Grayland Arnold had a 73-yd return vs. UTSA in 2019.
- **Monaray Baldwin** became the first Bear to score a rushing and receiving TD in the same game since Dillon Doyle did so vs. BYU in 2021.
- **Kyron Drones**, **Hal Presley** and **Richard Reese** each scored their first-career touchdowns.
- **Devin Lemear**, **Lorando Johnson**, **Seth Jones**, **Hal Presley**, **Micah Mazzucca**, **Devin Neal** and **Taye McWilliams** each made their first-career starts.

### SCORING SUMMARY

UALBANY	7	0	3	0	--	10
BAYLOR	21	14	14	20	--	69

1st 10:59	BU	Monaray Baldwin 47 yd pass from Blake Shapen (Isaiah Hankins kick)
1st 08:03	BU	Craig Williams 4 yd run (Isaiah Hankins kick)
1st 05:37	BU	Gavin Holmes 72 yd punt return (Isaiah Hankins kick)
1st 00:00	UAL	Julian Hicks 17 yd pass from Reese Poffenbarger (John Opalko kick)
2nd 11:55	BU	Hal Presley 38 yd pass from Blake Shapen (Isaiah Hankins kick)
2nd 00:00	BU	Blake Shapen 1 yd run (Isaiah Hankins kick)
3rd 11:48	BU	Monaray Baldwin 50 yd run (Isaiah Hankins kick)
3rd 06:19	UAL	John Opalko 25 yd field goal
3rd 01:54	BU	Kyron Drones 9 yd run (John Mayers kick)
4th 12:33	BU	Richard Reese 1 yd run (John Mayers kick)
4th 09:10	BU	Richard Reese 7 yd run (John Mayers kick)
4th 05:46	BU	Qualan Jones 27 yd run (PAT blocked)

### STATISTICS

TEAM STATS	UAL	BU
FIRST DOWNS	10	29
RUSHES-YARDS (NET)	30-87	41-259
PASSING YDS (NET)	150	314
Passes Att-Comp-Int	13-30-0	22-27-0
TOTAL OFFENSE PLAYS-YARDS	60-237	68-573
Fumble Returns-Yards	0-0	1-0
Punt Returns-Yards	0-0	6-130
Kickoff Returns-Yards	3-31	2-39
Interception Returns-Yards	0-0	0-0
Punts (Number-Avg)	9-45.1	2-35.5
Fumbles-Lost	1-1	0-0
Penalties-Yards	10-72	8-75
Possession Time	30:28	29:32
Third-Down Conversions	5 of 17	7 of 11
Fourth-Down Conversions	0 of 0	1 of 2
Red-Zone Scores-Chances	2-2	5-5
Sacks By: Number-Yards	2-6	2-10

### INDIVIDUAL STATISTICS

**RUSHING:** Baylor-Richard Reese 9-62; Qualan Jones 6-59; Monaray Baldwin 2-46; Taye McWilliams 12-45; Craig Williams 3-13; Blake Shapen 4-11; Kyron Drones 1-9; Jordan Jenkins 3-8; Jordan Nabors 1-6. UAlbany-Reese Poffenbarger 12-45; Todd Sibley 9-18; Landon Alexander 4-9; Jose Lopez-Quinones 2-8; Joey Carino 3-7.

**PASSING:** Baylor-Blake Shapen 17-20-0-214; Kyron Drones 5-7-0-100. UAlbany-Reese Poffenbarger 13-26-0-150; Joey Carino 0-2-0-0; Tyler Szalkowski 0-2-0-0.

**RECEIVING:** Baylor-Monaray Baldwin 4-84; Hal Presley 3-56; Jaylen Ellis 1-50; Ben Sims 5-37; Drake Dabney 1-29; Seth Jones 2-25; Taye McWilliams 4-20; Armani Winfield 1-10; Qualan Jones 1-3. UAlbany-Thomas Greaney 3-57; Julian Hicks 4-53; Quinn Zinoble 1-17; Jackson Parker 2-12; Roy Alexander 1-6; Brevin Easton 1-3; Lasalle Jones Jr. 1-2.

**INTERCEPTIONS:** Baylor-None. UAlbany-None.

**FUMBLES:** Baylor-None. UAlbany-Jackson Parker 1-1.

**SACKS:** Baylor-Alfonzo Allen 1-7; Gabe Hall 0.5-2; Jaxon Player 0.5-1. UAlbany-AJ Simon 2-6.

**TACKLES (UA-A):** Baylor-Devin Neal 4-0; Matt Jones 3-1; AJ Walcott 3-1; AJ McCarty 2-0; Devyn Bobby 2-0; Tyrone Brown 2-0; Cooper Lanz 2-0; Alfonzo Allen 1-0; Jaxon Player 1-1; Brayden Utley 1-3; Bryson Jackson 1-1; Garmon Randolph 1-1; Mark Milton 1-0; Tevin Williams III 1-0; Griffin Speaks 1-0; Carmello Jones 1-0; Josh White 1-0; Chidi Ogbonnaya 1-0; Gabe Hall 0-2; Dillon Doyle 0-2; Siaki Ika 0-2; BoChao Jin 0-2; Will Williams 0-1; Kylar Jordan 0-1; UAlbany-Dylan Kelly 8-4; AJ Myster 5-1; Jackson Ambush 3-3; Larry Walker Jr. 3-1; Isaac Duffy 3-1; Kevon Agency 3-0; AJ Simon 2-0; Anthony Lang 2-0; Ghassan Chehade 2-0; Semaj Brown 2-1; Jahill Johnson 2-1; Ori Jean-Charles 2-0; Christian Lewis 1-2; Jacob Hargraves 1-2; Bill Hackett 1-1; Jacob Greaney 1-1; Tyler Merwarth 1-0; Sammy Kriple 1-0; Elijah Hills 0-1; Nathan Genevick 0-1; Denzel Patrick 0-2.

## 21/25 BYU 26, 9/8 BAYLOR 20 (20T)

LaVELL EDWARDS STADIUM • PROVO, UTAH

SEPT. 10, 2022 • ATTENDANCE: 63,470

After kicker Jake Oldroyd missed two field goals that would have won it, No. 21 BYU pulled out a 26-20 double-overtime win over No. 9 Baylor in front of a sellout crowd at LaVell Edwards Stadium in Provo, Utah.

The Bears (1-1) missed a 43-yard field goal in the first overtime period and then failed to score in the second OT after Lopini Kataoa gave BYU (2-0) the lead with a three-yard TD run.

With a chance to win it, Baylor picked up two first downs in the second overtime period and had a first-and-goal at the 5, but two false start penalties pushed the Bears back to the 12 and quarterback **Blake Shapen** threw high on a fourth-down pass to **Seth Jones** in the back of the end zone on the final play.

Shut down for most of the first half, the Bears got on the scoreboard with 1:37 left when **Qualan Jones** capped off a 13-play, 68-yard drive with a one-yard TD run. However, **Isaiah Hankins'** extra point try glanced off the right upright, leaving the score at 6-3. The Cougars answered with an eight-play, 75-yard drive and went back on top following a 20-yard TD pass with just two seconds remaining in the first half.

Scoring on its second-straight drive, Baylor went back on top early in the second half, 13-10, on Jones' second touchdown run of the night, this one from seven yards out. BYU tied it on a 39-yard field goal by Oldroyd and then used a little trickery to take a 20-13 lead late in the third quarter, as quarterback Jaren Hall caught a 22-yard pass from wide receiver Chase Roberts.

Baylor answered again, driving 79 yards on 12 plays and tying it up with a four-yard TD pass to tight end **Ben Sims**. The Bears had a chance to go up with another trip in to BYU territory, but **Craig "Squirrel" Williams** was stuffed on a third-and-five from the Cougars' 46 with 2:15 remaining.

BYU had a chance to win it in regulation after getting the ball back, but Oldroyd missed a 35-yarder which sent the contest to OT. Both sides missed FG's in the first overtime period before the Cougars held off Baylor's second OT drive.

### POSTGAME NOTES

- This was Baylor's first overtime game since 2020 at West Virginia, also a two-overtime contest.
- **Qualan Jones** rushed 16 times for 67 yards and two TDs. He now has a career-high three rushing TDs in 2022, and five in his career.
- **Matt Jones** led the team with eight tackles, including a sack, TFL and a pass break-up.
- **Devin Neal** finished with eight tackles, including his first-career sack, and two tackles for loss.
- **Ben Sims** had four receptions for 30 yards and a touchdown, his first of the year and 10th of his career.
- **Issac Power** punted six times for a 42.7 yard average. Four of his six kicks were downed inside the 20-yard line.

### SCORING SUMMARY

BAYLOR	0	6	7	7	0	0	20
BYU	3	7	10	0	0	6	26

1st 11:31	BYU	Jacob Oldroyd 27 yd field goal
2nd 01:37	BU	Qualan Jones 1 yd run (PAT missed)
2nd 00:02	BYU	Chase Roberts 20 yd pass from Jared Hall (Jacob Oldroyd kick)
3rd 10:53	BU	Qualan Jones 7 yd run (Isaiah Hankins kick)
3rd 06:15	BYU	Jacob Oldroyd 39 yd field goal
3rd 01:28	BYU	Jaren Hall 22 yd pass from Chase Roberts (Jacob Oldroyd kick)
4th 10:01	BU	Ben Sims 4 yd pass from Blake Shapen (Isaiah Hankins kick)
2OT00:00	BYU	Lopini Kataoa 3 yd run (PAT missed)

### STATISTICS

TEAM STATS	BU	BYU
FIRST DOWNS	22	24
RUSHES-YARDS (NET)	52-152	33-83
PASSING YDS (NET)	137	283
Passes Att-Comp-Int	18-28-0	24-40-0
TOTAL OFFENSE PLAYS-YARDS	80-289	73-366
Fumble Returns-Yards	0-0	0-0
Punt Returns-Yards	1-6	3-5
Kickoff Returns-Yards	4-65	0-0
Interception Returns-Yards	0-0	0-0
Punts (Number-Avg)	6-42.7	5-42.6
Fumbles-Lost	0-0	0-0
Penalties-Yards	14-117	9-74
Possession Time	34:15	25:45
Third-Down Conversions	9 of 18	3 of 14
Fourth-Down Conversions	1 of 2	1 of 1
Red-Zone Scores-Chances	3-5	3-5
Sacks By: Number-Yards	2-11	4-22

### INDIVIDUAL STATISTICS

**RUSHING:** Baylor-Craig Williams 17-68; Qualan Jones 16-67; Taye McWilliams 6-22; Richard Reese 6-19; Dillon Doyle 1-0; Team 2(-2); Blake Shapen 4(-22). BYU-Christopher Brooks 13-31; Jaren Hall 10-28; Lopini Kataoa 9-26; Miles Davis 1(-2).

**PASSING:** Baylor-Blake Shapen 18-28-137-0. BYU-Jaren Hall 23-39-261-0; Chase Roberts 1-1-22-0.

**RECEIVING:** Baylor-Hal Presley 3-31; Ben Sims 4-30; Gavin Holmes 1-19; Qualan Jones 3-17; Seth Jones 2-16; Drake Dabney 3-16; Taye McWilliams 1-7; Josh Cameron 1-1. BYU-Chase Roberts 8-122; Keanu Hill 4-57; Kody Epps 3-28; Jaren Hall 1-22; Christopher Brooks 3-13; Brayden Cosper 2-13; Lopini Kataoa 1-12; Dallin Holker 1-9; Isaac Rex 1-7.

**INTERCEPTIONS:** Baylor-None. BYU-None.

**FUMBLES:** Baylor-None. BYU-None.

**SACKS:** Baylor-Matt Jones 1-10; Devin Neal 1-1. BYU-John Nelson 1-7; Caden Haws 1-6; Lorenzo Fauatea 1-5; Ben Bywater 1-4.

**TACKLES (UA-A):** Baylor-Matt Jones 5-5; Devin Neal 6-2; Dillon Doyle 3-3; Mark Milton 4-0; AJ Walcott 1-3; Tyrone Brown 2-2; Mike Harris 2-2; Siaki Ika 1-2; Gabe Hall 1-2; Cole Maxwell 1-2; TJ Franklin 1-2; Lorando Johnson 2-0; Will Williams 2-0; AJ McCarty 1-1; Garrison Grimes 1-1; Christian Morgan 0-1; Devin Lemear 1-0; Garmon Randolph 0-1; Bryson Jackson 1-0; Jaxon Player 0-1; Chidi Ogbonnaya 0-1. BYU-Max Tooley 7-6; Caden Haws 5-1; John Nelson 4-0; Ben Bywater 3-8; Ammon Hannemann 3-5; Keenan Pili 3-3; Kaleb Hayes 3-0; Lorenzo Fauatea 2-1; Gabe Jeudy-Lally 2-0; Jacob Boren 2-0; Earl Tuoti-Mariner 2-0; Malik Moore 1-3; Payton Wilgar 1-3; Tyler Batty 1-2; Houston Heilmull 1-2; Fisher Jackson 1-2; Gabe Summers 1-1; Micah Harper 1-0; Carter Krupp 1-0; Ethan Slade 1-0; Houston Heilmull 1-0; Talmage Gunther 1-0; D'Angelo Mandell 0-1; Hayden Livingston 0-1; Pepe Tanuvasa 0-1; Lisala Tai 0-1; Blake Mangelson 0-1.



## GAME RECAPS

## 17/19 BAYLOR 42, TEXAS STATE 7

McLANE STADIUM • WACO, TEXAS

SEPT. 17, 2022 • ATTENDANCE: 45,597

Behind the explosive running of freshman **Richard Reese**, Baylor scored 28 unanswered points and blew out Texas State, 42-7, before a Family Day crowd of 45,597 Saturday at McLane Stadium.

Recording the Bears' first 100-yard rushing day of the season, Reese went for 156 yards on 19 carries (8.2-yard average) and scored on runs of 14, 52 and five yards to break the game open. BU wrapped up non-conference play with its ninth-straight win over the Bobcats and rolled up 501 total yards, including 293 on the ground.

To get the scoring started, **Blake Shapen** led a methodical 13-play, 75-yard opening drive and Reese sliced up the middle of the defense for the early 7-0 lead. After the Bears' defense turned the Bobcats away with a fourth-down stop from the BU 31, they strung together another good drive that was capped off by **Craig "Squirrel" Williams'** 30-yard TD run which extended the lead to 14-0.

Overcoming the first interception of his collegiate career, Shapen completed 15-of-26 passes for 184 yards and a touchdown and also scored on a 35-yard run at the end of the first half to give Baylor a 21-7 lead. Texas State had gotten on the board with a 12-yard TD pass from Layne Hatcher to Ashtyn Hawkins, which caught 13 passes for 114 yards.

In the second half, Shapen hit **Gavin Holmes** for a 28-yard touchdown pass and the Bears never looked back. Reese caught a 17-yard pass, then scored from 52 yards in the next drive, and capped the game's tallies with a five-yard scamper with 12:19 remaining.

Baylor's defense held Texas State to three turnovers on downs, and also blocked a third-quarter field goal attempt. **Chidi Ogbonnaya's** swat was BU's first since **TJ Franklin** did so last season at TCU.

## POSTGAME NOTES

- Baylor extended its all-time series lead to 9-0 over Texas State.
- A 6:25 scoring drive to open the game was BU's longest of the 2022 season thus far.
- A 96-yard scoring drive was the longest since a 17-play, 96-yard drive at Oklahoma in 2020.
- A total of 11 different players caught passes, the most in the Aranda era and most since 2015 at Kansas.
- **Chidi Ogbonnaya** blocked a third-quarter field goal, marking Baylor's first blocked FG since **TJ Franklin** swatted one at TCU in 2021.
- **Richard Reese** set career highs in carries (19), yards (156) and TDs (three). It was Baylor's first three-TD rushing performance since Abram Smith vs. BYU in 2021.
- **Al Walcott** had a team-leading nine tackles, two for a loss, and a forced fumble, the first of his career.
- **Blake Shapen's** 35-yard TD run was the longest by a Baylor QB since a 50-yarder from Seth Russell at Texas in 2016.
- **Brooks Miller** recorded a career-high five tackles, including 1.5 for a loss and his first sack.

## SCORING SUMMARY

TEXAS STATE	0	7	0	0	--	7
BAYLOR	7	14	7	14	--	42

1st 08:35	BU	Richard Reese 14 yd run (John Mayers kick)
2nd 11:45	BU	Craig Williams 30 yd run (John Mayers kick)
2nd 01:59	TXST	Ashtyn Hawkins 12 yd pass from Layne Hatcher (Seth Keller kick)
2nd 00:26	BU	Blake Shapen 35 yd run (John Mayers kick)
3rd 04:42	BU	Gavin Holmes 28 yd pass from Blake Shapen (John Mayers kick)
4th 14:19	BU	Richard Reese 52 yd run (John Mayers kick)
4th 12:19	BU	Richard Reese 5 yd run (John Mayers kick)

## STATISTICS

TEAM STATS	TXST	BU
FIRST DOWNS	17	23
RUSHES-YARDS (NET)	34-82	37-293
PASSING YDS (NET)	185	208
Passes Att-Comp-Int	24-36-0	17-28-1
TOTAL OFFENSE PLAYS-YARDS	70-268	65-501
Fumble Returns-Yards	0-0	0-0
Punt Returns-Yards	1-(-3)	1-24
Kickoff Returns-Yards	2-33	1-3
Interception Returns-Yards	1-6	0-0
Punts (Number-Avg)	5-39.2	3-43
Fumbles-Lost	1-1	2-2
Penalties-Yards	3-25	5-55
Possession Time	31:32	28:28
Third-Down Conversions	4 of 14	4 of 11
Fourth-Down Conversions	1 of 4	3 of 4
Red-Zone Scores-Chances	1-2	2-2
Sacks By: Number-Yards	0-0	2-18

## INDIVIDUAL STATISTICS

**RUSHING:** Baylor-Richard Reese 19-156; Craig Williams 8-56; Blake Shapen 3-42; Josh Fleeks 3-27; Kyron Drones 2-5; Qualan Jones 1-5; Hal Presley 1-2. Texas State-Calvin Hill 12-41; Josh Berry 8-36; Jahmyl Jeter 4-16; Lincoln Pare 5-10; TEAM 1-(-2); Ashtyn Hawkins 1-(-4); Layne Hatcher 3-(-15).

**PASSING:** Baylor-Blake Shapen 15-26-1-184; Kyron Drones 2-2-0-24. Texas State-Layne Hatcher 24-36-0-186

**RECEIVING:** Baylor-Gavin Holmes 3-46; Josh Fleeks 1-45; Seth Jones 2-28; Javon Gipson 2-22; Richard Reese 1-17; Josh Cameron 1-14; Gavin Yates 1-10; Kelsey Johnson 2-9; Hal Presley 1-6; Drake Dabney 1-6; Craig Williams 2-5.

Texas State-Ashtyn Hawkins 13-114; Julian Ortega-Jones 4-34; Calvin Hill 3-21; Demarcus Gregory 1-13; Marcell Barbee 1-6; Tyler Huff 1-0; Javen Banks 1-(-2).

**INTERCEPTIONS:** Baylor-None. Texas State-Sione Tupou 1-6.

**FUMBLES:** Baylor-Craig Williams 1-1; Josh Fleeks 1-1. Texas State-Javen Banks 1-1.

**SACKS:** Baylor-Brooks Miller 1.0-9; Matt Jones 0.5-5; TJ Franklin 0.5-4. Texas State-None.

**TACKLES (UA-A):** Baylor-AJ McCarty 5-2; Al Walcott 4-5; Devin Neal 4-1; Brooks Miller 3-2; Will Williams 3-0; TJ Franklin 2-3; Tony Anyanwu 2-1; Jaxon Player 2-1; Jackie Marshall 2-0; Garmon Randolph 2-0; Victor Obi 2-0; Cooper Lantz 2-0; Matt Jones 1-4; Devin Lemear 1-1; Devyn Bobby 1-1; Bryson Jackson 1-0; Lorando Johnson 1-0; Tevin Williams III 1-0; Brayden Utley 1-0; Mike Harris 0-2; Griffin Speaks 0-2; Tyrone Brown 0-2; Dillon Doyle 0-1; Garrison Grimes 0-1; Gabe Hall 0-1. Texas State-Kordell Rodgers 7-0; Levi Bell 5-2; DeJordan Mask 4-1; Sione Tupou 4-1; Alonzo Edwards Jr. 3-1; Ben Bell 3-0; Jordan Revels 3-1; Nelson Mbanasor 2-1; Davon Sears Jr. 1-1; Jarron Morris 1-0; Rodrick Hockley 1-0; Julian Ortega-Jones 1-0; London Harris 0-3; Nico Ezidore 0-2; DeMarquese Hayes 0-1; Issiah Nixon 0-1; Brian Holloway 0-1.

## 17/17 BAYLOR 31, IOWA STATE 24

JACK TRICE STADIUM • AMES, IOWA

SEPT. 24, 2022 • ATTENDANCE: 58,069

**Blake Shapen** completed 19-of-26 passes for 238 yards and three touchdowns to lead 17th-ranked Baylor to a 31-24 win over Iowa State in its Big 12 opener at a packed Jack Trice Stadium in Ames, Iowa.

Already up by double digits, the Bears (3-1, 1-0) threw what looked to be the knockout punch with 9:37 left in the fourth quarter when Shapen connected with a wide-open **Gavin Holmes** for a 38-yard touchdown pass on a flea flicker. But, the Cyclones (3-1, 0-1) made things interesting after scoring 10 unanswered points on two late scoring drives before Baylor's **Matt Jones** recovered an onside kick with 55 seconds left to snuff out the comeback bid.

Converting twice on fourth down, the Bears marched 77 yards on 12 plays in their opening drive and scored on Shapen's 12-yard TD pass to **Ben Sims** to take an early 7-0 lead. ISU answered with a 12-play drive of its own to knot the tally at 7-7, but Baylor showed no signs of slowing down as Shapen connected with **Hal Presley** on a 40-yard strike to set up an eventual 24-yard FG from **John Mayers** to go ahead, 10-7.

Shapen found Holmes over the middle for a 36-yard gain on the first of a nine-play, 70-yard scoring drive. On third-and-goal from the 1, Shapen lofted a pass to linebacker **Dillon Doyle** for the Iowa City native's third-career offensive touchdown and first of the 2022 season, making it 17-7.

After exchanging three-and-outs, Iowa State responded with an eight-play, 63-yard drive to close within three, 17-14, in the final minutes of the first half. But, on the second play of the third quarter, **Devin Neal** snagged a tip-drill interception, Baylor's first of the year, to set the tone for the second half. It was Baylor's first of two second-half interceptions, in addition to a forced fumble at the goal line that was eventually overturned as ISU recovered in the end zone for a TD.

**Richard Reese** sprinted for a 19-yard touchdown to push BU's lead back to double digits at 24-14 with 6:05 left in the third, then the apparent knockout blow came as Holmes hauled in the flea flicker with no defenders within 20 yards of him in the end zone.

Iowa State's scoring drives of 75 and 71 yards pulled the Cyclones within a touchdown, but the clock ran out on the Cyclones as Baylor grabbed its first conference victory of the year. Reese led the Bears with 78 yards on 21 carries, while BU shut down the Iowa State run game with just 66 yards.

## POSTGAME NOTES

- Baylor collected its first win at Iowa State since the 2016 season.
- Baylor is now 8-0 under head coach Dave Aranda when scoring a touchdown on its first possession.
- The Bears are now 12-3 when scoring first under Aranda.
- BU tallied a season-high four sacks and collected its first two interceptions of the season.
- **Blake Shapen** tied his career-high with three TD passes, also done in the 2021 Big 12 Championship Game.
- **Richard Reese** rushed a career-high 21 times for 78 yards and a touchdown.
- **Ben Sims** caught his 11th career TD, a program record for tight ends.

## SCORING SUMMARY

BAYLOR	7	10	7	7	--	31
IOWA STATE	7	7	0	10	--	24

1st 08:40	BU	Ben Sims 12 yd pass from Blake Shapen (John Mayers kick)
1st 02:55	ISU	Jirehl Brock 2 yd pass from Hunter Dekkers (Jace Gilbert kick)
2nd 12:27	BU	John Mayers 24 yd field goal
2nd 07:09	BU	Dillon Doyle 1 yd pass from Blake Shapen (John Mayers kick)
2nd 00:46	ISU	Dimitri Stanley 24 yd pass from Hunter Dekkers (Jace Gilbert kick)
3rd 06:05	BU	Richard Reese 19 yd run (John Mayers kick)
4th 09:37	BU	Gavin Holmes 38 yd pass from Blake Shapen (John Mayers kick)
4th 07:16	ISU	Jirehl Brock 37 yd run (Jace Gilbert kick)
4th 00:55	ISU	Jace Gilbert 28 yd field goal

## STATISTICS

TEAM STATS	BU	ISU
FIRST DOWNS	23	17
RUSHES-YARDS (NET)	42-123	27-66
PASSING YDS (NET)	238	284
Passes Att-Comp-Int	19-26-0	23-36-2
TOTAL OFFENSE PLAYS-YARDS	68-361	63-350
Fumble Returns-Yards	0-0	0-0
Punt Returns-Yards	2-(-2)	1-2
Kickoff Returns-Yards	5-66	1-21
Interception Returns-Yards	2-0	0-0
Punts (Number-Avg)	3-46.3	4-48.2
Fumbles-Lost	0-0	1-0
Penalties-Yards	3-30	8-78
Possession Time	34:39	25:21
Third-Down Conversions	5 of 13	8 of 15
Fourth-Down Conversions	2 of 3	1 of 2
Red-Zone Scores-Chances	4-4	2-2
Sacks By: Number-Yards	4-20	2-12

## INDIVIDUAL STATISTICS

**RUSHING:** Baylor-Richard Reese 21-78; Craig Williams 10-36; Qualan Jones 2-10; Blake Shapen 7-3.

Iowa State-Jirehl Brock 14-73; Deon Silas 1-6; Cartevous Norton 1-1; Hunter Dekkers 11-(-14).

**PASSING:** Baylor-Blake Shapen 19-26-0-238. Iowa State-Hunter Dekkers 23-36-2-284.

**RECEIVING:** Baylor-Gavin Holmes 3-92; Hal Presley 2-50; Ben Sims 5-39; Drake Dabney 2-23; Josh Cameron 1-10;

Qualan Jones 1-8; Josh Fleeks 1-4; Richard Reese 1-4; Seth Jones 1-4; Monaray Baldwin 1-3; Dillon Doyle 1-1. Iowa State-Jaylin Noel 7-120; Xavier Hutchinson 8-84; Dimitri Stanley 4-55; Jirehl Brock 3-17; Easton Dean 1-8.

**INTERCEPTIONS:** Baylor-Christian Morgan 1-0; Devin Neal 1-0. Iowa State-None.

**FUMBLES:** Baylor-None. Iowa State-Jirehl Brock 1-0.

**SACKS:** Baylor-Bryson Jackson 2-7; Garmon Randolph 1-2; Victor Obi 1-11. Iowa State-O'Rien Vance 0.5-5; Will McDonald 0.5-5; Gerry Vaughn 0.5-1; Colby Reeder 0.5-1.

**TACKLES (UA-A):** Baylor-AJ McCarty 7-2; Bryson Jackson 4-0; Garmon Randolph 3-2; Matt Jones 3-1; Devin Neal 2-1; Al Walcott 2-5; Mark Milton 2-1; Lorando Johnson 2-0; Victor Obi 1-0; Christian Morgan 1-2; TJ Franklin 1-3; Dillon Doyle 1-1; Jackie Marshall 1-0; Tyrone Brown 1-0; Brooks Miller 1-0; Tony Anyanwu 1-0; Cooper Lantz 1-0; Devin Lemear 0-4; Staki Ika 0-2; Gabe Hall 0-2. Iowa State-Anthony Johnson 6-0; T.J. Tampa 5-3; Will McDonald 4-1; Malik Verdun 4-2; Myles Purchase 4-0; O'Rien Vance 3-5; Gerry Vaughn 3-5; Mason Chambers 2-1; Isaiah Lee 2-1; Colby Reeder 1-5; Trevon Howard 1-3; M.J. Anderson 1-2; Myles Mendezsoon 1-0; Ben Nikkel 1-0; Treyveon McGee 1-0; Caleb Bacon 1-0; Joey Petersen 1-0; Keegan Shackford 1-0; Jeremiah Cooper 0-2; Beau Freyler 0-1; Blake Peterson 0-1.



# GAME RECAPS

## 9/7 OKLAHOMA STATE 36, 16/14 BAYLOR 25

McLANE STADIUM • WACO, TEXAS

OCT. 1, 2022 • ATTENDANCE: 47,979

Baylor quarterback **Blake Shapen** threw for a career-high 345 yards and a pair of touchdowns, but ninth-ranked Oklahoma State picked off a pair of fourth-down passes and held on for a 36-25 win over the No. 16 Bears.

Spencer Sanders threw for one touchdown, ran for another and came up with a big fumble recovery late in the game to help the Cowboys (4-0, 1-0) avenge last year's 21-16 loss to Baylor (3-2, 1-1) in the Big 12 Championship game.

After a **John Mayers** field goal on the opening drive, OSU scored 16 unanswered points on Sanders' eight-yard TD pass to Bryson Green and a one-yard keeper by Sanders, sandwiched around a safety when the Cowboys tackled **Richard Reese** in the end zone.

OSU then opened the second half with a 98-yard kickoff return by Jaden Nixon that pushed the lead to 23-3.

That's when Baylor snapped into gear, as Shapen found **Monaray Baldwin** on a 49-yard TD pass. Then, after a pick by Christian Morgan, the Bears capitalized with a one-yard TD run by Reese to make it a one-score game, 23-17.

Another big OSU kick return set up a one-yard TD run by Dominic Richardson. The Cowboys added a chip-shot field goal after a fourth-down stop in BU territory to extend the lead to 33-17.

Going for it again on fourth down, Shapen hooked up with Baldwin once more for a 70-yarder, then hit **Gavin Holmes** on a two-point conversion to make it 33-25 with 2:14 left in the third quarter.

After Shapen's first interception of the game and just the second of his career, the Cowboys added another short field goal. The OSU defense came up with the clincher on the next series when Jason Taylor picked off a Shapen pass.

### POSTGAME NOTES

• For the first time in a 19-game span, an opponent scored more than 30 points against Baylor, dating back to the 2020 season finale.

• **Blake Shapen** threw for a career-high 345 yards on 28 of 40 passing with two TDs.

• **Monaray Baldwin** caught a career-high seven balls for 174 yards and two TDs.

• **Richard Reese** rushed for his team-high seventh TD of the year, which entered the game leading all NCAA freshmen.

• **Dillon Doyle** had a season-high and team-leading 10 tackles.

• **Christian Morgan** picked off the sixth pass of his career and second of the season.

### SCORING SUMMARY

OKLAHOMA STATE	7	9	17	3	--	36
BAYLOR	3	0	22	0	--	25

1st 10:45	BU	John Mayers 34 yd field goal
1st 05:24	OSU	Bryson Green 8 yd pass from Spencer Sanders (Tanner Brown kick)
2nd 13:38	OSU	0 yd safety
2nd 00:27	OSU	Spencer Sanders 1 yd run (Tanner Brown kick)
3rd 14:47	OSU	Jaden Nixon 98 yd kickoff return (Tanner Brown kick)
3rd 12:23	BU	Monaray Baldwin 49 yd pass from Blake Shapen (John Mayers kick)
3rd 07:58	BU	Richard Reese 1 yd run (John Mayers kick)
3rd 07:14	OSU	Dominic Richardson 1 yd run (Tanner Brown kick)
3rd 03:38	OSU	Tanner Brown 19 yd field goal
3rd 02:14	BU	Monaray Baldwin 70 yd pass from Blake Shapen (Gavin Holmes pass)
4th 04:48	OSU	Tanner Brown 26 yd field goal

### STATISTICS

TEAM STATS	OSU	BU
FIRST DOWNS	23	21
RUSHES-YARDS (NET)	46-166	30-112
PASSING YDS (NET)	213	345
Passes Att-Comp-Int	21-30-1	28-40-2
TOTAL OFFENSE PLAYS-YARDS	76-379	70-457
Fumble Returns-Yards	0-0	0-0
Punt Returns-Yards	1-15	1-14
Kickoff Returns-Yards	5-207	3-63
Interception Returns-Yards	2-11	1-0
Punts (Number-Avg)	5-41.8	2-47
Fumbles-Lost	2-0	0-0
Penalties-Yards	3-25	2-10
Possession Time	30:46	29:14
Third-Down Conversions	6 of 15	3 of 11
Fourth-Down Conversions	1 of 1	3 of 5
Red-Zone Scores-Chances	5-5	2-3
Sacks By: Number-Yards	2-15	0-0

### INDIVIDUAL STATISTICS

**RUSHING:** Baylor-Richard Reese 17-85; Qualan Jones 4-21; Craig Williams 2-11; Blake Shapen 6-0; Monaray Baldwin 1-(-5); OSU-Spencer Sanders 14-75; Dominic Richardson 24-73; Ollie Gordon 6-16; Deondre Jackson 1-2; Braydon Johnson 1-0.

**PASSING:** Baylor-Blake Shapen 28-40-2-345; OSU-Spencer Sanders 20-29-1-181.

**RECEIVING:** Baylor-Monaray Baldwin 7-174-2; Hal Presley 4-39; Ben Sims 6-33; Gavin Holmes 1-19; Richard Reese 4-21; Josh Cameron 1-19; Craig Williams 2-21; Qualan Jones 2-12; Drake Dabney 1-7; OSU-Brennan Presley 8-86; Braydon Johnson 3-60; Bryson Green 2-40; Dominic Richardson 4-18; John Paul Richardson 4-9.

**INTERCEPTIONS:** Baylor-Christian Morgan 1-0; OSU-Thomas Harper 1-11; Jason Taylor II 1-0.

**FUMBLES:** Baylor-None; OSU-Jaden Nixon 1-0; Ollie Gordon 1-0.

**SACKS:** Baylor-None; OSU-Brock Martin 1-9; Collin Oliver 1-6.

**TACKLES (UA-A):** Baylor-Dillon Doyle 6-5; Devin Neal 5-0; Al Walcott 4-3; Matt Jones 4-2; Mark Milton 2-3; Christian Morgan 3-1; Garmon Randolph 2-5; TJ Franklin 2-2; Siaki Ika 2-2; Tevin Williams III 2-1; Caleb Parker 2-0; Jaxon Player 1-3; Devin Lemeare 1-2; Brooks Miller 1-2; Gabe Hall 1-2; Lorando Johnson 1-1; Jackie Marshall 1-1; Devin Bobby 1-0; Griffin Speaks 1-0; Will Williams 1-0; Tyrone Brown 1-0; Josh White 1-0; Bryson Jackson 0-3; OSU-Jason Taylor II 7-2; Xavier Benson 6-4; Jabbar Muhammad 4-4; Brock Martin 3-3; Mason Cobb 3-3; Kendal Daniels 3-1; Sione Asi 2-3; Korie Black 2-2; Sean Michael Flanagan 2-1; Collin Oliver 1-0; Thomas Harper 1-3; Lamont Bishop 1-0; Demarco Jones 1-0; Samuela Tuihalamaka 1-0; Matt Hembrough 1-0; Trace Ford 1-0; Tyler Lacy 0-1; Brendon Evers 0-1.

## WEST VIRGINIA 43, RV/23 BAYLOR 40

MILAN PUSKAR STADIUM • MORGANTOWN, W.VA.

OCT. 13, 2022 • ATTENDANCE: 45,293

Using a 65-yard fumble return and a blocked extra point return, West Virginia rallied from a 10-point, first-half deficit to defeat the 23rd ranked Baylor Bears, 43-40, Thursday night in a wild game at Milan Puskar Stadium.

After quarterback **Blake Shapen** left the game with 6:30 remaining in the third quarter following a targeting hit by Andrew Wilson-Lamp, redshirt freshman **Kyron Drones** led a pair of scoring drives that gave the Bears (3-3, 1-2) a 37-31 lead. But, **John Mayers'** extra point attempt was blocked by Dante Stills and returned for a two-point play that proved critical.

Baylor lost its third turnover of the game on a Drones interception with the Bears in position to go back on top. Then, **Dillon Doyle** took it right back with an interception at the WVU 25. Mayers booted a 44-yard field goal to tie it at 40-40, but the Mountaineers drove 61 yards in six plays and won it on Casey Legg's 22-yard chip shot with 33 seconds left in regulation.

In a wild first half, Shapen threw for 294 yards and led the Bears to 24 points and 358 yards of total offense. But, Baylor only had a 24-17 lead to show for it, thanks in part to Jasir Cox's 65-yard fumble return for a touchdown in the second quarter.

It took BU just five plays to answer, as Shapen connected with **Craig "Sqwir" Williams** for a short screen pass that turned into a 39-yard touchdown and a 24-17 halftime lead.

WVU struck first with a seven-yard TD run by Tony Mathis, but Shapen threw for 52 yards on a time-consuming 14-play, 71-yard drive that led to a 40-yard field goal by Mayers to trim the deficit to 7-3.

After the defense came up with back-to-back stops, Shapen hooked up with **Gavin Holmes** on a 56-yard pass that preceded a one-yard TD run by tight end **Ben Sims**. Holmes later hauled in a quick slant and took it 35 yards to the house for a 17-7 Baylor lead.

### POSTGAME NOTES

• West Virginia has won all six meetings over Baylor in Morgantown.

• Baylor totaled a season-high 590 yards of total offense, including a season-best 421 passing yards.

• **Blake Shapen** threw for 326 yards, the second-most of his career and second-consecutive 300+ yard passing game.

• **Gavin Holmes** had a career game, with new personal-bests in catches (seven), yards (210) and a touchdown.

• Holmes became the first BU player with 200+ receiving yards since KD Cannon went for 226 in the 2016 Cactus Bowl.

• **Kyron Drones** threw his first-career TD pass on 7-of-14 passing for 95 yards.

• **Drake Dabney** caught a career-high five balls for a career-best 66 yards.

• **Dillon Doyle** had his second-straight 10-tackle game, leading the team with 10 stops and hauling in his second-career interception.

• **Devin Lemeare** had a career-high seven tackles.

### SCORING SUMMARY

BAYLOR	3	21	7	9	--	40
WEST VIRGINIA	7	10	14	12	--	43

1st 10:30	WVU	Tony Mathis 7 yd run (Casey Legg kick)
1st 04:23	BU	John Mayers 40 yd field goal
2nd 13:34	BU	Ben Sims 1 yd run (John Mayers kick)
2nd 10:52	BU	Gavin Holmes 35 yd pass from Blake Shapen (John Mayers kick)
2nd 04:22	WVU	Casey Legg 23 yd field goal
2nd 02:41	WVU	Jasir Cox 65 yd fumble recovery (Casey Legg kick)
2nd 01:14	BU	Craig Williams 39 yd pass from Blake Shapen (John Mayers kick)
3rd 10:19	WVU	Kaden Prather 24 yd pass from JT Daniels (Casey Legg kick)
3rd 05:21	BU	Hal Presley 2 yd pass from Kyron Drones (John Mayers kick)
3rd 01:42	WVU	Justin Johnson Jr. 19 yd run (Casey Legg kick)
4th 13:39	BU	Qualan Jones 4 yd run (PAT was blocked)
4th 13:39	WVU	Jacoby Spells 97 yd PAT return
4th 07:06	WVU	Tony Mathis 34 yd run (Casey Legg kick)
4th 01:40	BU	John Mayers 44 yd field goal
4th 00:33	WVU	Casey Legg 22 yd field goal

### STATISTICS

TEAM STATS	BU	WVU
FIRST DOWNS	28	26
RUSHES-YARDS (NET)	35-169	37-217
PASSING YDS (NET)	421	283
Passes Att-Comp-Int	21-37-1	24-37-1
TOTAL OFFENSE PLAYS-YARDS	72-590	74-501
Fumble Returns-Yards	0-0	1-65
Punt Returns-Yards	1-1	1-4
Kickoff Returns-Yards	6-115	1-29
Interception Returns-Yards	1-2	1-6
Punts (Number-Avg)	2-38.5	3-40.3
Fumbles-Lost	2-2	1-0
Penalties-Yards	2-12	5-46
Possession Time	29:35	30:25
Third-Down Conversions	4 of 11	7 of 13
Fourth-Down Conversions	3 of 3	0 of 1
Red-Zone Scores-Chances	4-5	4-4
Sacks By: Number-Yards	0-0	2-13

### INDIVIDUAL STATISTICS

**RUSHING:** Baylor-Richard Reese 13-57; Qualan Jones 10-44; Craig Williams 3-25; Kyron Drones 2-24; Monaray Baldwin 1-20; Ben Sims 1-1; Blake Shapen 5-(-2); WVU-Tony Mathis 22-163; Justin Johnson Jr. 12-48; Garrett Greene 2-3; JT Daniels 1-3.

**PASSING:** Baylor-Blake Shapen 14-22-0-326; Kyron Drones 7-14-1-95; Jordan Nabors 0-1-0-0; WVU-JT Daniels 24-37-1-283.

**RECEIVING:** Baylor-Gavin Holmes 7-210; Drake Dabney 5-66; Monaray Baldwin 2-42; Craig Williams 1-39; Qualan Jones 2-37; Ben Sims 2-18; Hal Presley 2-9; WVU-Kaden Prather 8-109; Sam James 3-52; Bryce Ford-Wheaton 5-51; Reese Smith 1-30; Tony Mathis 1-9; Preston Fox 2-9; Garrett Greene 1-7; Jeremiah Aaron 1-6; Brian Polendy 1-6; Justin Johnson Jr. 1-4.

**INTERCEPTIONS:** Baylor-Dillon Doyle 1-2; WVU-Aubrey Burks 1-6.

**FUMBLES:** Baylor-Blake Shapen 1-1; Qualan Jones 1-1; WVU-None.

**SACKS:** Baylor-None; WVU-Lee Kpogba 1-4; Sean Martin 1-9.

**TACKLES (UA-A):** Baylor-Dillon Doyle 5-5; Devin Lemeare 5-2; Christian Morgan 4-1; Matt Jones 3-0; Al Walcott 2-3; Devin Neal 2-2; Will Williams 2-1; Tony Anyanwu 2-1; Siaki Ika 2-1; Mark Milton 1-7; Gabe Hall 1-4; Bryson Jackson 1-3; TJ Franklin 1-3; Devin Bobby 1-1; Garmon Randolph 1-1; Lorando Johnson 1-0; Jackie Marshall 1-0; Caleb Park 1-0; Drake Dabney 1-0; Cole Maxwell 0-2; Tyrone Brown 0-2; Brooks Miller 0-1; Jaxon Player 0-1; WVU-Lee Kpogba 6-1; Hershey McLaurin 4-1; Aubrey Burks 3-3; Rashad Ajayi 3-1; Lance Dixon 3-1; Exree Loe 3-1; Dante Stills 3-1; Sean Martin 2-4; Jasir Cox 2-2; Marcis Floyd 2-2; Jacoby Spells 2-2; Malachi Ruffin 2-1; Davis Malling 2-1; Andrew Wilson-Lamp 1-1; Jordan Jefferson 1-1; Bryce Ford-Wheaton 1-0; Wesley McCormick 1-0; Sam James 1-0; Lanell Carr 1-0; Anthony Del Negro 1-0; Mike Lockhart 1-0; Jared Bartlett 0-1.

## GAME RECAPS

## BAYLOR 35, KANSAS 23

McLANE STADIUM • WACO, TEXAS

OCT. 22, 2022 • ATTENDANCE: 45,882

Freshman running back **Richard Reese** ran for a career-high 186 yards and two touchdowns on 31 carries to help Baylor defeat Kansas, 35-23, on a Homecoming Saturday afternoon at McLane Stadium.

After KU (5-3, 2-3) scored 20 unanswered points in the second half, Reese gained all but one yard on a seven-play, 69-yard scoring drive and punched one in from two yards out to stem the tide and help Baylor (4-3, 2-2) win its 13th-straight against the Jayhawks.

In a dominant first half that saw the Bears outgain the Jayhawks, 250-85, BU took a 28-3 lead into the locker room. **Blake Shapen** connected with **Monaray Baldwin** for a 17-yard TD pass to open the scoring. Reese scored his first touchdown of the day on a 14-yard scamper before the Jayhawks got on the board with a 30-yard field goal. Then, **Kyron Drones** came in for two plays in a specialty goalline package to cap a 16-play, 73-yard drive with a four-yard keeper that stretched the lead to 21-3.

Pinned back to their one-yard line on a punt, Baylor responded with a 15-play, 99-yard drive and made it 28-3 following a 10-yard end-around TD by freshman **Jordan Nabors**. The Bears almost cashed in for more after they got the ball back on a forced fumble by **Devin Neal** and return by **Devin Lemear**, but **Ben Sims** dropped a would-be touchdown in the end zone and Shapen was picked off on the very next play.

A strip-sack snuffed out Baylor's impressive start to the second half, as KU returned a Shapen fumble to the 9 which led to a two-yard touchdown run. Kansas continued to make things interesting in the fourth quarter as Jason Bean connected with Quentin Skinner on a 24-yard TD pass and finished off a 93-yard drive with a four-yard run after the Jayhawks' defense stopped Baylor on a fourth-and-one play.

With the lead cut to five, Baylor answered with Reese's ground attack and iced the game on the freshman's ninth rushing TD of the season with 2:37 left to play.

## POSTGAME NOTES

- Baylor leads the all-time series with Kansas, 18-4, including an 11-0 mark in games played in Waco.
- BU set a program record for time of possession at 40:10.
- Freshman **Richard Reese** set career highs in carries (31) and rushing yards (186).
- Reese's 31 carries are the most by a Bear since Terrance Ganaway ran it 42 times vs. Texas Tech in 2011.
- Freshman **Jordan Nabors** found the end zone for the first time in his career on a 10-yard run.
- **AI Walcott** recorded his first sack of the season and third of his career.
- **Chidi Ogbonnaya** played in his 53rd career game, tying Raleigh Texada for fourth in program history.

## SCORING SUMMARY

KANSAS	3	0	7	13	--	23
BAYLOR	14	14	0	7	--	35

1st 11:05	BU	Monaray Baldwin 17 yd pass from Blake Shapen (John Mayers kick)
1st 10:15	BU	Richard Reese 14 yd run (John Mayers kick)
1st 03:13	KU	Jacob Borcila 30 yd field goal
2nd 11:18	BU	Kyron Drones 4 yd run (John Mayers kick)
2nd 00:42	BU	Jordan Nabors 10 yd run (John Mayers kick)
3rd 07:35	KU	Devin Neal 2 yd run (Jacob Borcila kick)
4th 14:33	KU	Quentin Skinner 24 yd pass from Jason Bean (2 pt conversion no good)
4th 06:29	KU	Jason Bean 4 yd run (Jacob Borcila kick)
4th 02:37	BU	Richard Reese 2 yd run (John Mayers kick)

## STATISTICS

TEAM STATS	KU	BU
FIRST DOWNS	11	28
RUSHES-YARDS (NET)	22-56	57-273
PASSING YDS (NET)	232	164
Passes Att-Comp-Int	16-27-0	17-26-2
TOTAL OFFENSE PLAYS-YARDS	49-288	83-437
Fumble Returns-Yards	1-49	1-18
Punt Returns-Yards	0-0	1-22
Kickoff Returns-Yards	1-2	0-0
Interception Returns-Yards	2-18	0-0
Punts (Number-Avg)	3-34.7	1-46
Fumbles-Lost	3-2	1-1
Penalties-Yards	5-31	3-30
Possession Time	19:50	40:10
Third-Down Conversions	6 of 11	9 of 16
Fourth-Down Conversions	0 of 1	3 of 4
Red-Zone Scores-Chances	3-3	5-7
Sacks By: Number-Yards	2-22	1-3

## INDIVIDUAL STATISTICS

**RUSHING:** Baylor-Richard Reese 31-186; Qualan Jones 9-71; Jordan Nabors 2-13; Kyron Drones 2-9; Dillon Doyle 2-6; Blake Shapen 8 (-5); Kansas-Devin Neal 10-32; Jason Bean 8-25; Sevion Morrison 2-3.

**PASSING:** Baylor-Blake Shapen 17-26-2-164; Kansas-Jason Bean 16-27-0-232.

**RECEIVING:** Baylor-Hal Presley 3-39; Ben Sims 3-36; Monaray Baldwin 2-29; Richard Reese 2-26; Drake Dabney 1-14; Josh Cameron 2-10; Gavin Holmes 2-7; Qualan Jones 2-3; Kansas-Quentin Skinner 4-66; Lawrence Arnold 3-53; Trevor Wilson 2-52; Jared Casey 1-20; Mason Fairchild 2-19; Sevion Morrison 1-12; Kevin Terry 1-9; Tanaka Scott 1-3; Devin Neal 1 (-2).

**INTERCEPTIONS:** Baylor-None. Kansas-Craig Young 1-13; Ra'Mello Dotson 1-5.

**FUMBLES:** Baylor-Blake Shapen 1-1; Kansas-Quentin Skinner 2-2; TEAM 1-0.

**SACKS:** Baylor-AI Walcott 1.0-3; Kansas-Jereme Robinson 1.0-15; Caleb Sampson 1.0-7.

**TACKLES (UA-A):** Baylor-Dillon Doyle 3-1; Devin Lemear 3-0; Mark Milton 3-0; AJ Walcott 2-2; Devyn Bobby 2-1; Devin Neal 2-1; Matt Jones 2-0; Garmon Randolph 2-0; Hal Presley 1-1; AJ McCarty 1-1; Christian Morgan 1-0; Ben Sims 1-0; Alfonso Allen 1-0; Jackie Marshall 1-0; Ben Hamilton 1-0; Brooks Miller 1-0; Gabe Hall 1-0; Blake Shapen 0-1; Kansas-Marvin Grant 7-4; Lonnie Phelps 6-2; Rich Miller 6-1; Kenny Logan Jr. 5-3; Ra'Mello Dotson 3-1; Eric Gilyard 3-1; O.J. Burroughs 3-0; Jereme Robinson 2-0; Taiwan Berryhill 2-2; Craig Young 2-2; Caleb Sampson 1-1; Lorenzo McCaskill 1-4; Hayden Hatcher 1-1; Sam Durt 1-2; Malcolm Lee 1-1; Devin Neal 1-0; Kalon Gervin 1-0; Davion Westmoreland 1-0; Eddie Wilson 0-1; Torry Locklin 0-1; Mason Fairchild 0-1.

## BAYLOR 45, TEXAS TECH 17

JONES AT&amp;T STADIUM • LUBBOCK, TEXAS

OCT. 29, 2022 • ATTENDANCE: 60,705

Baylor's defense completely shut down Texas Tech's high-powered offense in the first half, then picked off four more passes in the second half as the Bears won a 45-17 contest in Lubbock.

**AJ McCarty** put the bow on it when he intercepted Tyler Shough's first pass of the night and returned it 18 yards for a pick-six with 4:04 left in the game. That was BU's fifth INT off three different Red Raider QBs. **Qualan Jones** later provided the exclamation point with a 17-yard rushing touchdown after the Bears' defense sacked Shough on three of four plays.

Freshman **Richard Reese** posted his second-straight and third 100-yard rushing game of the year with 148 on the ground and three touchdowns on a career-high 36 carries as Baylor (5-3, 3-2) rolled up more than 200 yards both rushing and passing in a balanced attack that had the Red Raiders (4-4, 2-3) on their heels all night.

**Blake Shapen** completed 19-of-30 passes for 211 yards and a touchdown, hitting **Hal Presley** for a nine-yard TD in the third quarter that gave BU a seemingly comfortable 24-3 lead. Tech did make it a one-score game late in the third, though, after scoring on a one-yard TD pass and an eight-yard QB keeper by Behren Morton on a fourth-down play.

Baylor answered with an 11-play, 75-yard drive and capped it with a one-yard punch-in by Reese to extend the lead to 31-17 early in the fourth. Earlier, Reese found pay dirt twice in the last four minutes of the first half to help the Bears take a 17-3 lead into the locker room.

Baylor had gotten on the board first with a season-long 48-yard field goal by **John Mayers** with 4:39 left in the first quarter. Safety **Devin Lemear** came up with an interception at the goal line to halt Tech's attempt at an answer. Lemear, McCarty, **Mark Milton**, **AI Walcott** and **Tevin Williams III** each came up with INTs in the Baylor victory. BU also recorded a season-high six sacks in the win, including three by **Gabe Hall**.

## POSTGAME NOTES

- This was Baylor's first win in Lubbock since 1990, snapping a 10-game losing streak.
- Baylor intercepted five passes, its most since going for five in 1989 vs. TCU.
- **AJ McCarty's** pick-six was BU's first INT return for a touchdown since the 2022 Sugar Bowl.
- Baylor had the football for 40:17, its second-consecutive game over 40 minutes in time of possession.
- **Richard Reese** rushed a career-high 36 times for 148 yards and three TDs. He has a team-leading 12 touchdowns on the year.
- **John Mayers** made a season-long 48-yard field goal.
- **Devin Lemear**, **AJ McCarty**, **Mark Milton** and **Tevin Williams III** each collected their first-career interceptions.
- **Gabe Hall** tied his career-high with three sacks.

## SCORING SUMMARY

BAYLOR	3	14	7	21	--	45
TEXAS TECH	0	3	14	0	--	17

1st 04:39	BU	John Mayers 48 yd field goal
2nd 09:09	TTU	Trey Wolff 33 yd field goal
2nd 03:39	BU	Richard Reese 1 yd run (John Mayers kick)
2nd 00:13	BU	Richard Reese 2 yd run (John Mayers kick)
3rd 11:09	BU	Hal Presley 9 yd pass from Blake Shapen (John Mayers kick)
3rd 07:34	TTU	Henry Teeter 1 yd pass from Behren Morton (Trey Wolff kick)
3rd 02:46	TTU	Behren Morton 8 yd run (Trey Wolff kick)
4th 12:46	BU	Richard Reese 1 yd run (John Mayers kick)
4th 04:04	BU	AJ McCarty 18 yd interception (John Mayers kick)
4th 00:45	BU	Qualan Jones 17 yd run (John Mayers kick)

## STATISTICS

TEAM STATS	BU	TTU
FIRST DOWNS	27	23
RUSHES-YARDS (NET)	59-231	36-149
PASSING YDS (NET)	211	159
Passes Att-Comp-Int	19-30-0	12-38-5
TOTAL OFFENSE PLAYS-YARDS	89-442	74-308
Fumble Returns-Yards	0-0	0-0
Punt Returns-Yards	1-(-4)	0-0
Kickoff Returns-Yards	0-0	0-0
Interception Returns-Yards	5-45	0-0
Punts (Number-Avg)	3-31	2-48
Fumbles-Lost	1-1	0-0
Penalties-Yards	4-46	4-32
Possession Time	40:17	19:43
Third-Down Conversions	12 of 20	8 of 15
Fourth-Down Conversions	2 of 4	2 of 4
Red-Zone Scores-Chances	5-5	3-3
Sacks By: Number-Yards	6-51	1-6

## INDIVIDUAL STATISTICS

**RUSHING:** Baylor-Richard Reese 36-148; Qualan Jones 8-38; Blake Shapen 10-30; Jordan Nabors 3-11; Dillon Doyle 1-2; Kyron Drones 1-2; Texas Tech-Tahj Brooks 16-98; SaRodrick Thompson 10-66; Behren Morton 6-6; Tyler Shough 4-(-21).

**PASSING:** Baylor-Blake Shapen 19-30-0-211; Texas Tech-Behren Morton 11-34-3-152; Tyler Shough 1-2-1-7; Donovan Smith 0-2-1-0.

**RECEIVING:** Baylor-Gavin Holmes 5-77; Hal Presley 4-58; Ben Sims 1-25; Qualan Jones 2-18; Richard Reese 3-12; Drake Dabney 2-12; Josh Cameron 1-5; Jordan Nabors 1-4; Texas Tech-Xavier White 2-45; Jerad Bradley 2-44; Baylor Cupp 2-24; Tahj Brooks 2-17; Myles Price 1-16; Brady Boyd 1-12; Hunter Teeter 1-1; Mason Tharp 1-0.

**INTERCEPTIONS:** Baylor-Devin Lemear 1-21; AJ McCarty 1-18; AI Walcott 1-4; Mark Milton 1-2; Tevin Williams III 1-0.

**FUMBLES:** Baylor-Blake Shapen 1-1; Texas Tech-None.

**SACKS:** Baylor-Gabe Hall 3.0-24; Garmon Randolph 2.0-17; Matt Jones 0.5-5; Brayden Utley 0.5-5. Texas Tech-Tony Bradford Jr. 1-6.

**TACKLES (UA-A):** Baylor-AI Walcott 5-3; Devin Lemear 4-1; AJ McCarty 4-0; Gabe Hall 3-0; Christian Morgan 3-1; Dillon Doyle 2-2; Garmon Randolph 2-2; TJ Franklin 2-0; Devyn Bobby 2-0; Jackie Marshall 2-0; Brayden Utley 1-2; Brooks Miller 1-1; Chateau Reed 1-0; Matt Jones 0-4; Devin Neal 0-1; Tyrone Brown 0-1; Texas Tech-Kosi Eldridge 12-0; Krishon Merrifield 8-4; Tyree Wilson 6-4; Malik Dunlap 6-0; Tony Bradford Jr. 5-0; Dadrion Taylor-Demerson 4-3; Reggie Pearson 4-1; Jesiah Pierre 3-2; Jacob Rodriguez 3-2; Jaylon Hutchings 3-1; Phillip Bliidi 2-0; Rayshad Williams 1-1; Marquis Waters 1-1; Loic Founji 1-0; Tahj Brooks 1-0; Vidal Scott Jr. 1-0; Joseph Adefire 1-0; Baylor Cupp 1-0; Robert Wooten 0-1.

# GAME RECAPS

## BAYLOR 38, OKLAHOMA 35

**GAYLORD FAMILY - OKLAHOMA MEMORIAL STADIUM • NORMAN, OKLA. NOV. 5, 2022 • ATTENDANCE: 83,546**

After missing the previous two games, **Craig "Squirrel" Williams** came back in a big way, rushing for a career-high 192 yards and two touchdowns on 25 carries as Baylor became bowl-eligible with a 38-35 victory over the Oklahoma Sooners Saturday at Memorial Stadium.

The Bears (6-3, 4-2) won for just the second time ever in Norman, the other one coming eight years ago during a run to a second-straight Big 12 Championship in 2014.

Oklahoma (5-4, 2-4) pulled to within three with 4:05 left, but Baylor was able to run out the clock on its ensuing drive, converting a key third-down play with a 14-yard pass from **Blake Shapen** to **Hal Presley** and icing it with a 43-yard run by Williams, who went down at the Oklahoma 7-yard line with no defenders in front of him.

With the defense picking off three passes in the first half, the Bears took a 24-21 lead into the break despite being outgained, 334-187.

Williams, who sat out the last two games against Kansas and Texas Tech, rushed for 113 yards on 12 carries in the first half alone and scored on touchdown runs of 11 and one yard.

Set up by **Dillon Doyle's** interception and return to the 26, Baylor took just three plays to score and went up 14-7 on **Jordan Nabors'** end-around run with 3:50 left in the half.

Oklahoma's Dillon Gabriel, who had only thrown one interception in 201 passes all year, was picked off by **Devin Lemear**, setting up a 49-yard field goal by **John Mayers** that gave the Bears a 17-14 lead early in the second quarter. **Christian Morgan** collected the final INT of the day for BU.

Opening the second half with an impressive nine-play, 75-yard drive, the Bears pushed the lead to double digits at 31-21 on a two-yard TD run by **Richard Reese**, who was limited with the flu. **Qualan Jones** also pitched in with 47 yards on nine carries, including a game-sealing 10-yard TD with 9:15 to go in the fourth quarter.

### POSTGAME NOTES

- The win marked Baylor's second-ever victory in Norman and its second-straight vs. OU, a first since the 2013-14 seasons.
- Baylor rushed for five TDs, its fifth game with 5+ TDs in 2022.
- With three interceptions against the Sooners, Baylor now has eight picks in its last two games, its most in a two-game stretch since 1980.
- **Craig "Squirrel" Williams** had a career-high 25 carries, 192 yards and 2 touchdowns.
- **Dillon Doyle** tied his career high with 15 tackles and picked off his second pass of the year.
- **Devin Lemear** recorded a personal-best 8 tackles and also grabbed his second INT of the season.
- **Josh Cameron** set career highs with five catches and 72 yards.

### SCORING SUMMARY

BAYLOR	14	10	7	7	--	38
OKLAHOMA	14	7	7	7	--	35

1st 11:13	OU	Dillon Gabriel 10 yd run (Zach Schmit kick)
1st 05:54	BU	Craig Williams 11 yd run (John Mayers kick)
1st 03:50	BU	Jordan Nabors 6 yd run (John Mayers kick)
1st 03:01	OU	Marvin Mims Jr., 63 yd pass from Dillon Gabriel (Zach Schmit kick)
2nd 12:59	BU	John Mayers 49 yd field goal
2nd 09:06	BU	Craig Williams 1 yd run (John Mayers kick)
2nd 06:46	OU	Eric Gray 5 yd run (Zach Schmit kick)
3rd 10:56	BU	Richard Reese 2 yd run (John Mayers kick)
3rd 04:52	OU	Drake Stoops 9 yd pass from Dillon Gabriel (Zach Schmit)
4th 09:15	BU	Qualan Jones 10 yd run (John Mayers kick)
4th 04:05	OU	Eric Gray 1 yd run (Zach Schmit kick)

### STATISTICS

TEAM STATS	BU	OU
FIRST DOWNS	24	29
RUSHES-YARDS (NET)	48-281	45-238
PASSING YDS (NET)	132	261
Passes Att-Comp-Int	14-23-1	22-34-3
TOTAL OFFENSE PLAYS-YARDS	71-413	79-499
Fumble Returns-Yards	0-0	0-0
Punt Returns-Yards	0-0	2-9
Kickoff Returns-Yards	1-37	0-0
Interception Returns-Yards	3-40	1-3
Punts (Number-Avg)	4-42.2	2-47
Fumbles-Lost	1-0	0-0
Penalties-Yards	6-65	8-64
Possession Time	33:42	26:18
Third-Down Conversions	4 of 13	10 of 15
Fourth-Down Conversions	3 of 3	0 of 1
Red-Zone Scores-Chances	5-6	4-4
Sacks By: Number-Yards	1-5	1-6

### INDIVIDUAL STATISTICS

**RUSHING:** Baylor-Craig Williams 25-192; Qualan Jones 9-47; Jordan Nabors 3-33; Richard Reese 4-7; Blake Shapen 3-6; Dillon Doyle 1-1; TEAM 3(-5), Oklahoma-Eric Gray 23-106; Dillon Gabriel 9-70; Marcus Major 6-23; Jalil Farooq 2-15; Drake Stoops 1-8; Trevon West 1-7; Brayden Willis 1-6; Tawee Walker 2-3.  
**PASSING:** Baylor-Blake Shapen 14-23-1-132. Oklahoma-Dillon Gabriel 22-34-3-261.  
**RECEIVING:** Baylor-Josh Cameron 5-72; Hal Presley 4-34; Qualan Jones 2-15; Ben Sims 1-6; Richard Reese 1-5; Kelsey Johnson 1-0. Oklahoma-Marvin Mims Jr. 4-120; Eric Gray 8-58; Jalil Farooq 3-39; Brayden Willis 3-27; Drake Stoops 3-13; Theo Wease 1-4.  
**INTERCEPTIONS:** Baylor-Devin Lemear 1-31; Dillon Doyle 1-9; Christian Morgan 1-0. Oklahoma-Billy Bowman 1-3.  
**FUMBLES:** Baylor-Blake Shapen 1-0. Oklahoma-None.  
**SACKS:** Baylor-Garmon Randolph 1.0-5. Oklahoma-Jalen Redmond 1.0-6.  
**TACKLES (UA-A):** Baylor-Dillon Doyle 5-10; Matt Jones 4-3; Garmon Randolph 4-1; Devin Lemear 3-5; Mark Milton 3-0; AJ McCarty 3-0; Al Walcott 2-5; Gabe Hall 2-5; Lorando Johnson 2-1; Bryson Jackson 2-0; Christian Morgan 1-5; Siaki Ika 1-3; Devin Neal 1-2; Jackie Marshall 1-2; Gavin Holmes 1-0; Brooks Miller 1-0; Jaxon Player 1-0; TJ Franklin 0-2; Tyrone Brown 0-2; Mike Harris 0-1; Josh White 0-1; Cole Maxwell 0-1; Chidi Ogbonnaya 0-1. Oklahoma-Key Lawrence 7-2; David Ugwoeagu 4-2; Danny Stutsman 3-7; Woodi Washington 3-4; Justin Broiles 3-3; Jaden Davis 3-0; Jalen Redmond 2-0; DaShaun White 2-6; Jeffrey Johnson 2-2; Jordan Kelley 1-3; Jaren Kanak 1-1; Dillon Gabriel 1-1; Reggie Grimes 1-0; Billy Bowman 0-2; Ethan Downs 0-5; C.J. Colder 0-2; Zach Schmit 0-1.

## 23/22/19 KANSAS STATE 31, BAYLOR 3

**McLANE STADIUM • WACO, TEXAS**

**NOV. 12, 2022 • ATTENDANCE: 47,686**

**Monaray Baldwin** and **Josh Cameron** both set career highs in catches, but it wasn't enough for the Baylor Bears to keep pace with No. 19 Kansas State, which used 17 unanswered points in the second quarter to roll to a 31-3 win Saturday night in Waco.

The Wildcats (7-3, 5-2) snapped the Bears' (6-4, 4-3) three-game winning streak and handed BU its second home loss of the year after previously winning nine in a row and 10 of its last 11 at McLane.

**Blake Shapen** threw for 203 yards on 22-of-38 passing, but was picked off twice. Baldwin finished with a personal-best eight catches for 75 yards, while Cameron had career highs in catches (6) and yards (83).

K-State's Will Howard, who came in when starter Adrian Martinez went down with an injury late in the first quarter, completed 18-of-26 passes for 186 yards and three TDs. Deuce Vaughn had 104 rushing yards on 24 carries and added eight grabs for 50 yards and one touchdown.

After the Bears' defense held K-State on downs, they had a chance to strike first with a 44-yard drive to the Wildcats' 17. But, Kobe Savage intercepted a Shapen pass that ricocheted off the hands of Cameron.

Baylor's only score came at the end of the first half when **John Mayers** booted a 37-yard field goal that trimmed the deficit to 17-3. He stayed perfect at 7-for-7 so far this season and increased his career field goal percentage to 80.5%, BU's all-time leader.

### POSTGAME NOTES

- A kickoff at 44 degrees marked the coldest kickoff temperature in McLane Stadium history and coldest since 2013 vs. Texas, which was 24 degrees. This was the third sub-50 degree kickoff in McLane history.
- A crowd of 47,686 marked the ninth-largest crowd in McLane Stadium history.
- **Josh Cameron** set career highs in catches (6) and yards (83).
- **Monaray Baldwin** had a career-high eight catches for 75 yards.
- **Al Walcott** had a career-high 11 tackles, including two for loss.
- **John Mayers** connected from 37 yards out to remain perfect in 2022.
- **Connor Galvin** made his team-leading 47th-career start and 36th consecutive.

### SCORING SUMMARY

KANSAS STATE	0	17	7	7	--	31
BAYLOR	0	3	0	0	--	3

2nd 14:20	KSU	Ben Sinnott 15 yd pass from Will Howard (Ty Zentner kick)
2nd 05:57	KSU	Ty Zentner 31 yd field goal
2nd 02:09	KSU	Deuce Vaughn 20 yd pass from Will Howard (Ty Zentner kick)
2nd 00:00	BU	John Mayers 37 yd field goal
3rd 01:53	KSU	Ben Sinnott 19 yd pass from Will Howard (Ty Zentner kick)
4th 14:06	KSU	DJ Giddens 1 yd run (Ty Zentner kick)

### STATISTICS

TEAM STATS	KSU	BU
FIRST DOWNS	30	17
RUSHES-YARDS (NET)	44-184	23-103
PASSING YDS (NET)	221	203
Passes Att-Comp-Int	26-35-0	22-38-2
TOTAL OFFENSE PLAYS-YARDS	79-405	61-306
Fumble Returns-Yards	0-0	0-0
Punt Returns-Yards	2-13	0-0
Kickoff Returns-Yards	0-0	1-6
Interception Returns-Yards	2-4	0-0
Punts (Number-Avg)	2-35.5	3-42.3
Fumbles-Lost	0-0	0-0
Penalties-Yards	4-23	6-51
Possession Time	37:37	22:23
Third-Down Conversions	8 of 13	4 of 12
Fourth-Down Conversions	1 of 2	0 of 3
Red-Zone Scores-Chances	5-5	1-3
Sacks By: Number-Yards	0-0	1-7

### INDIVIDUAL STATISTICS

**RUSHING:** Baylor-Richard Reese 9-54; Blake Shapen 7-21; Craig Williams 4-17; Qualan Jones 3-11. K-State-Deuce Vaughn 25-106; DJ Giddens 13-58; Phillip Brooks 1-16; Will Howard 2-6; Adrian Martinez 3(-2).  
**PASSING:** Baylor-Blake Shapen 22-38-2-203. K-State-Will Howard 19-27-0-196; Adrian Martinez 7-8-0-25.  
**RECEIVING:** Baylor-Josh Cameron 6-83; Monaray Baldwin 8-75; Hal Presley 2-22; Ben Sims 2-13; Craig Williams 3-10; Qualan Jones 1-0. K-State-Ben Sinnott 7-89; Deuce Vaughn 8-50; Kade Warner 4-26; Malik Knowles 3-18; Phillip Brooks 2-17; DJ Giddens 1-11; RJ Garcia II 1-10.  
**INTERCEPTIONS:** Baylor-None. K-State-Kobe Savage 1-3; Drake Cheatum 1-1.  
**FUMBLES:** Baylor-None. K-State-None.  
**SACKS:** Baylor-Garmon Randolph 0.5-4; Matt Jones 0.5-3. K-State-None.  
**TACKLES (UA-A):** Baylor-Al Walcott 7-4; Matt Jones 7-2; Mark Milton 7-0; Dillon Doyle 5-4; Christian Morgan 4-3; Devin Lemear 3-1; Jackie Marshall 3-1; TJ Franklin 3-0; Devin Neal 3-0; Brooks Miller 3-0; Siaki Ika 3-0; Cole Maxwell 2-2; Lorando Johnson 1-0; Mike Harris 1-0; AJ McCarty 1-0; Brayden Utley 1-0; Gabe Hall 1-0; Garmon Randolph 0-3. K-State-Austin Moore 6-2; Daniel Green 6-0; Drake Cheatum 3-2; Josh Hayes 3-2; Kobe Savage 2-1; TJ Smith 2-1; Ekow Boye-Doe 2-1; Khalid Duke 2-0; Nick Allen 2-0; Eli Higgins 2-0; Julius Brents 1-2; Cincere Mason 1-0; Jacob Parrish 1-0; Thomas Helten 1-0; Brendan Mott 1-0; Nate Matlack 1-0; Felix Anudike-Uzomah 0-1.



## GAME RECAPS

## 4/4/4 TCU 29, BAYLOR 28

McLANE STADIUM • WACO, TEXAS

NOV. 19, 2022 • ATTENDANCE: 44,393

After missing an extra point earlier in the game, TCU kicker Griffin Kell hit a 40-yard field goal as time expired to lift No. 4 TCU over Baylor, 29-28, Saturday afternoon at McLane Stadium.

Out of timeouts, quarterback Max Duggan led a nine-play, 46-yard scoring drive that put Kell in position for the winning kick in a game the Bears (6-5, 4-4) led most of the way. TCU improved to 11-0 overall, 8-0 in league play, and kept its CFP hopes alive, already assured a bid to the Big 12 title game.

Baylor scored a pair of fourth-quarter touchdowns after falling behind 20-14 on Duggan's 26-yard TD strike to Gunnar Henderson. Kell missed the extra point that kept it a six-point game.

Following **Blake Shapen's** 12-yard touchdown pass to freshman tight end **Kelsey Johnson**, who scored the first two TDs of his career, the Bears went back on top, 21-20. Then, **Richard Reese** pounded one in from a yard out for his 14th touchdown of the season, extending the lead to 28-20 with 9:47 left.

Baylor twice had a chance to ice the game, but couldn't pick up a first down and left the door open for the Horned Frogs.

Emeri Demercado scored on a three-yard TD run but dropped the two-point conversion pass attempt that preserved the BU lead. But, TCU had just enough time to get in range for Kell's game-winner as time expired.

Shapen threw for 269 yards and one touchdown, but threw a costly pick in the end zone at the end of the first half. **Craig "Squirrel" Williams** led the rushing attack with 112 yards on 19 carries, while **Monaray Baldwin** had a huge day with six catches for 123 yards.

## POSTGAME NOTES

- A kickoff at 39 degrees marked the coldest kickoff temperature in McLane Stadium history and coldest since 2013 vs Texas, which was 24 degrees. This was the fourth sub-50 degree kickoff in McLane history, and second-consecutive.
- For the fourth time this season, the Bears eclipsed 500 yards of total offense (501).
- For the sixth time this year, BU rushed for over 200 yards (232).
- **Richard Reese** broke Baylor's freshman rushing record with 56 yards on the day, moving his total to 908 yards on the season.
- **Craig Williams** rushed for over 100 yards for the second time in 2022 (112).
- **Josh Cameron** hauled in a career-long reception of 42 yards.
- **Monaray Baldwin** caught a personal-best 74-yard reception.
- **Kelsey Johnson** scored his first two-career TDs, one rushing and one receiving.
- **Devin Neal** snagged his second interception of the year.

## SCORING SUMMARY

	7	7	6	9	--	29
TCU						
BAYLOR	7	7	0	14	--	28

1st 09:15	BU	Qualan Jones 10 yd run (John Mayers kick)
1st 01:20	TCU	Max Duggan 7 yd run (Griffin Kell kick)
2nd 12:05	BU	Kelsey Johnson 2 yd run (John Mayers kick)
2nd 09:00	TCU	Kendre Miller 2 yd run (Griffin Kell kick)
3rd 05:34	TCU	Gunnar Henderson 26 yd pass from Max Duggan (PAT missed)
4th 14:54	BU	Kelsey Johnson 12 yd pass from Blake Shapen (John Mayers kick)
4th 09:47	BU	Richard Reese 1 yd run (John Mayers kick)
4th 02:07	TCU	Emari Demercado 3 yd run (Two-point conversion attempt no good)
4th 00:00	TCU	Griffin Kell 40 yd field goal

## STATISTICS

TEAM STATS	TCU	BU
FIRST DOWNS	20	25
RUSHES-YARDS (NET)	27-115	46-232
PASSING YDS (NET)	327	269
Passes Att-Comp-Int	24-36-1	21-30-1
TOTAL OFFENSE PLAYS-YARDS	63-442	76-501
Fumble Returns-Yards	0-0	0-0
Punt Returns-Yards	3-21	1-(-2)
Kickoff Returns-Yards	1-20	4-69
Interception Returns-Yards	1-0	1-0
Punts (Number-Avg)	5-36	4-47
Fumbles-Lost	0-0	1-0
Penalties-Yards	3-35	3-14
Possession Time	26:02	33:58
Third-Down Conversions	4 of 10	6 of 14
Fourth-Down Conversions	0 of 0	2 of 3
Red-Zone Scores-Chances	3-3	4-5
Sacks By: Number-Yards	1-10	0-0

## INDIVIDUAL STATISTICS

**RUSHING:** Baylor-Craig Williams 19-112; Richard Reese 10-56; Qualan Jones 5-30; Blake Shapen 7-20; Monaray Baldwin 3-10; Dillon Doyle 1-2; Kelsey Johnson 1-2. TCU-Max Duggan 8-50; Kendre Miller 10-41; Emari Demercado 8-26; TEAM 1-(-2).

**PASSING:** Baylor-Blake Shapen 21-30-1-269. TCU-Max Duggan 24-35-1-327; TEAM 0-1-0-0.

**RECEIVING:** Baylor-Monaray Baldwin 6-123; Josh Cameron 3-68; Kelsey Johnson 3-30; Hal Presley 1-15; Cameron Bonner 1-13; Craig Williams 3-5; Ben Sims 1-4; Qualan Jones 1-4; Richard Reese 1-4; Dillon Doyle 1-3. TCU-Taye Barber 5-108; Savion Williams 4-54; Gunnar Henderson 3-52; Quentin Johnston 4-48; Trent Battle 2-20; Jared Wiley 1-15; Kendre Miller 2-14; Blair Conwright 1-10; Emari Demercado 2-6.

**INTERCEPTIONS:** Baylor-Devin Neal 1-0. TCU-Bud Clark 1-0.

**FUMBLES:** Baylor-Monaray Baldwin 1-0. TCU-None.

**SACKS:** Baylor-None. TCU-Johnny Hodges 0.5-5; Dylan Horton 0.5-5.

**TACKLES (UA-A):** Baylor-Devin Lemear 7-2; Mark Milton 6-1; Al Walcott 3-1; AJ McCarty 3-0; Jackie Marshall 2-1; Matt Jones 2-0; Devin Neal 2-0; Jaxon Player 2-0; Dillon Doyle 1-6; Siaki Ika 1-2; TJ Franklin 1-1; Christian Morgan 1-0; Bryson Jackson 1-0; Alfonso Allen 1-0; Mike Harris 1-0; Cole Maxwell 1-0; Garmon Randolph 0-1; Gabe Hall 0-1. TCU-Mark Perry 6-1; Millard Bradford 6-1; Abe Camara 5-0; Johnny Hodges 4-3; Bud Clark 4-1; Tre Vius Hodges-Tomlinson 4-1; Dee Winters 4-1; Dylan Horton 3-2; Shadrach Banks 3-0; Dameron Williams 2-1; Deshaun McCuin 2-0; Jamoni Hedge 1-2; Cooper Terrell 1-1; Kee'yon Stewart 1-0; Namdi Obiazor 1-0; Tymon Mitchell 1-0; Caleb Fox 0-1; George Ellis 0-1.

## 24/24/23 TEXAS 38, BAYLOR 27

DARRELL K ROYAL-TEXAS MEMORIAL STADIUM • AUSTIN, TEXAS

NOV. 25, 2022 • ATTENDANCE: 94,076

Baylor's defense gave the Bears a fourth-quarter lead on **Gabe Hall's** 16-yard fumble return for a touchdown, but No. 24 Texas rode the back of Bijan Robinson for a 38-27 win Friday afternoon at DKR-Memorial Stadium.

After being held in check in the first half, Robinson rushed for 179 yards and two touchdowns on 29 carries to help the Longhorns (8-4, 6-3) score 14 unanswered points in the last nine minutes of the game.

The Bears' defense also opened the game with a score when UT quarterback Quinn Ewers was called for intentional grounding in the end zone. Safety **Christian Morgan** was credited with the sack as BU went up 2-0.

Baylor (6-6, 4-5) extended its early lead to 9-0 as **Blake Shapen** connected with **Jaylen Ellis** on a 47-yard TD to cap a five-play, 62-yard drive. Midway through the first quarter, the Longhorns had negative seven yards of total offense.

However, UT would get it going with a seven-play, 75-yard drive capped off by a three-yard keeper by Ewers. Then, after a three-and-out and a shanked BU punt, the Longhorns took their first lead on a two-yard run by Robinson that made it 14-9 late in the first.

The Bears responded with an 18-play, 63-yard drive, having twice converted on fourth down to close the gap to 14-12 on **John Mayers'** 30-yard field goal. Later in the half, BU sacked Ewers twice and got the ball back with 1:12 remaining trailing by five. A few plays later, Shapen found **Ben Sims** for a 14-yard TD pass-and-catch to take a 19-17 lead at the break.

After Mayers missed a 40-yard field goal attempt, Texas regained the lead with a 10-play, 78-yard drive to go up 24-19 on Roschon Johnson's one-yard touchdown.

As the Baylor offense struggled to get anything going in the second half, it was the Bears' defense that kept them in the game as **Al Walcott** forced an Ewers fumble that Hall scooped and scored from 16 yards out to put BU back on top, 27-24, after a successful two-point conversion.

That's when UT put the ball in the hands of Robinson and Johnson, running it every time on back-to-back scoring drives to take an ultimate 11-point lead.

## POSTGAME NOTES

- Baylor recorded its first safety since 2017, when Bravvion Roy secured a sack vs. TCU.
- The Bears notched five sacks, their most in a single-game since going for a season-best six at Texas Tech.
- BU returned a fumble for a TD in the fourth quarter, its first since JT Woods' 97-yard return vs. Texas Southern in 2021.
- **Connor Galvin** set a program record with his 49th-career start, passing Spencer Drango for most in school history.
- **Al Walcott** had a team-leading 10 tackles with two forced fumbles and a sack.
- **Jaylen Ellis** caught his first-career touchdown, a 47-yard strike.

## SCORING SUMMARY

	9	10	0	8	--	27
BAYLOR						
TEXAS	14	3	7	14	--	38

1st 09:44	BU	Christian Morgan 0 yd safety
1st 06:54	BU	Jaylen Ellis 47 yd pass from Blake Shapen (John Mayers kick)
1st 03:54	UT	Quinn Ewers 3 yd run (Bert Auburn kick)
1st 01:35	UT	Bijan Robinson 2 yd run (Bert Auburn kick)
2nd 07:54	BU	John Mayers 30 yd field goal
2nd 05:50	UT	Bert Auburn 38 yd field goal
2nd 00:40	BU	Ben Sims 14 yd pass from Blake Shapen (John Mayers kick)
3rd 02:21	UT	Roschon Johnson 1 yd run (Bert Auburn kick)
4th 13:30	BU	Gabe Hall 16 yd fumble recovery (Hal Presley pass)
4th 08:25	UT	Bijan Robinson 1 yd run (Bert Auburn kick)
4th 03:48	UT	Roschon Johnson 11 yd run (Bert Auburn kick)

## STATISTICS

TEAM STATS	BU	UT
FIRST DOWNS	18	21
RUSHES-YARDS (NET)	39-101	48-208
PASSING YDS (NET)	179	194
Passes Att-Comp-Int	18-36-1	12-16-0
TOTAL OFFENSE PLAYS-YARDS	75-280	64-402
Fumble Returns-Yards	2-16	0-0
Punt Returns-Yards	0-0	0-0
Kickoff Returns-Yards	2-34	1-18
Interception Returns-Yards	0-0	1-18
Punts (Number-Avg)	5-36.4	8-58.6
Fumbles-Lost	0-0	2-2
Penalties-Yards	1-1	5-19
Possession Time	33:24	26:36
Third-Down Conversions	5 of 18	4 of 9
Fourth-Down Conversions	4 of 5	0 of 0
Red-Zone Scores-Chances	2-2	6-7
Sacks By: Number-Yards	5-51	3-18

## INDIVIDUAL STATISTICS

**RUSHING:** Baylor-Richard Reese 15-54; Qualan Jones 14-45; Craig Williams 3-2; Blake Shapen 7-0. Texas-Bijan Robinson 29-179; Roschon Johnson 13-77; Quinn Ewers 6-(-48).

**PASSING:** Baylor-Blake Shapen 18-36-1-179. Texas-Quinn Ewers 12-16-0-194.

**RECEIVING:** Baylor-Josh Cameron 4-48; Jaylen Ellis 1-47; Monaray Baldwin 3-35; Qualan Jones 6-18; Hal Presley 2-15; Ben Sims 1-14; Kelsey Johnson 1-2. Texas-Ja'Tavion Sanders 2-65; Xavier Worthy 7-62; Jordan Whittington 2-48; Keilan Robinson 1-19.

**INTERCEPTIONS:** Baylor-None. Texas-Jaylan Ford 1-18.

**FUMBLES:** Baylor-None. Texas-Jordan Whittington 1-1; Quinn Ewers 1-1.

**SACKS:** Baylor-TJ Franklin 1.0-9; Bryson Jackson 1.0-8; Christian Morgan 1.0-7; Al Walcott 1.0-17; Gabe Hall 1.0-10. Texas-DeMarion Overhown 1.0-8; Jahdae Barron 1.0-6; Alfred Collins 1.0-4.

**TACKLES (UA-A):** Baylor-Al Walcott 6-4; Christian Morgan 4-5; Dillon Doyle 4-5; Devin Lemear 4-3; Mark Milton 4-1; Gabe Hall 3-1; Lorando Johnson 2-2; Garmon Randolph 2-2; TJ Franklin 1-2; Bryson 1-0; Jackie Marshall 1-2; Tyrone Brown 1-2; Cole Maxwell 1-2; Jaxon Player 1-1; AJ McCarty 1-0; Griffin Speaks 1-0; Will Williams 1-0; Connor Galvin 1-0; Brooks Miller 0-3; Brayden Utley 0-1. Texas-DeMarion Overhown 7-7; Jerrin Thompson 4-5; Moro Ojomo 4-3; Jahdae Barron 2-3; Alfred Collins 2-2; Jaylan Ford 2-11; Ryan Watts 2-2; Diamond Tucker-Dorsey 1-3; Anthony Cook 1-3; Barryn Sorrell 0-3; Ovie Oghofo 0-2; Keondre Coburn 0-2; Michael Taaffe 0-2; Terrance Brooks 0-1; Kitan Crawford 0-1; Jonathon Brooks 0-1; Jett Bush 0-1; Byron Murphy II 0-1; T'Vondre Sweat 0-1.



# GAME RECAPS

## nr/rv/nr AIR FORCE 30, BAYLOR 15, AMON G. CARTER STADIUM • FORT WORTH, TEXAS DEC. 22, 2022 • ATTENDANCE: 43,670

Coming into Thursday's chilly Armed Forces Bowl, the Baylor Bears had to feel like they had a good chance if they could hold one of the nation's top running backs to a meager 3.1 yards per carry.

Air Force fullback Brad Roberts had to work for every yard he got, finishing with 116 yards on 36 carries and getting stopped twice on fourth-and-short.

But, quarterback Haaziq Daniels took up the slack for his more-heralded teammate, throwing for 103 yards and one touchdown and adding 81 yards and another TD on the ground in leading the Falcons (10-3) to a 30-15 win over the Bears (6-7) before a sparse crowd that braved the freezing conditions at Amon Carter Stadium.

This was a historically cold night. The kickoff temperature of 13 degrees with a wind-chill factor of negative-1 is believed to be the coldest in Baylor football history and one degree higher than the all-time record for any college football bowl game.

That did nothing to cool off an Air Force running game that came in ranked No. 1 in the country, averaging 330.9 yards per game and 5.4 per attempt. The Falcons just spread the wealth more this time, with tailback John Eldridge III tallying 65 yards on 10 carries and breaking off a game-best 34-yarder.

More surprising was that Air Force also had the game's longest pass play. And it was arguably the most pivotal play of the game.

Leading by just two at the break, 9-7, and facing a third-and-12 from his own 15-yard line, Daniels picked up a first down with a 15-yard keeper and then hooked up with Amari Terry for a 68-yard catch and run down to Baylor's 2-yard line.

Daniels finished off the opening drive of the third quarter with a two-yard touchdown run and then connected with tight end Caleb Rillos for a 15-yard touchdown pass and 23-7 lead through three quarters.

On their first three drives of the second half, the Bears went for it and failed on fourth down, giving it back to Air Force at the 42-yard line on the second one when Shapen was sacked.

Held in check for most of the night by a Baylor defense that committed as many as eight players inside the box, Roberts ran it five-straight times for 37 yards and scored his second touchdown of the night to make it 30-7 early in the fourth quarter.

Equally frustrating for the Bears was an offense that was held to 151 yards total until the final five minutes of the game. The usually potent rushing attack was limited to just 42 net yards on 26 attempts for a 1.6-yard average.

### POSTGAME NOTES

- The Bears had won the first three meetings in the series with Air Force.
- The Bears advanced to their 11th bowl game in the last 13 years.
- Baylor is 14-13 all-time in bowl games.
- Thursday's game was the coldest game in recorded Baylor history (data available back to 2011), kicking off at 13 degrees, far eclipsing the previous mark of 24 degrees of a game vs. Texas on Dec. 7, 2013 in Waco.
- Baylor's Gabe Hall blocked a PAT, the first block of a PAT for the Bears since Josh Landry blocked a PAT vs. Texas Tech in 2020.
- Senior LB Dillon Doyle was named Lockheed Martin Armed Forces MVP for Baylor after going for 10 tackles.

### SCORING SUMMARY

BAYLOR	0	7	0	8	--	15
AIR FORCE	9	0	14	7	--	30

1st 05:20	AF	Brad Roberts 2 yd rush (Matthew Dapore kick blocked)
1st 01:13	AF	Matthew Dapore 37 yd FG
2nd 00:05	BU	Hal Presley 8 yd pass from Blake Shapen (John Mayers kick)
3rd 12:28	AF	Haaziq Daniels 2 yd rush (Matthew Dapore kick)
3rd 02:29	AF	Caleb Rillos 15 yd pass from Haaziq Daniels (M Dapore kick)
4th 12:40	AF	Brad Roberts 1 yd rush (Matthew Dapore kick)
4th 03:34	BU	Gavin Holmes 14 yd pass from Blake Shapen (Shapen rush)

### STATISTICS

TEAM STATS	BU	AF
FIRST DOWNS	11	20
RUSHES-YARDS (NET)	26-42	67-276
PASSING YDS (NET)	188	103
Passes Att-Comp-Int	11-23-0	4-7-0
TOTAL OFFENSE PLAYS-YARDS	49-230	74-379
Fumble Returns-Yards	0-0	0-0
Punt Returns-Yards	0-0	0-0
Kickoff Returns-Yards	6-99	1-0-0
Interception Returns-Yards	0-0	0-0
Punts (Number-Avg)	4-145	2-41
Fumbles-Lost	0-0	0-0
Penalties-Yards	5-27	2-20
Possession Time	19:57	40:03
Third-Down Conversions	0 of 11	8 of 16
Fourth-Down Conversions	3 of 6	2 of 5
Red-Zone Scores-Chances	2-3	5-6
Sacks By: Number-Yards	0-0	2-13

### INDIVIDUAL STATISTICS

**RUSHING:** Baylor- Craig Williams 7-25; Qualan Jones 5-14; Richard Reese 8-10; Josh Cameron 1-1; Blake Shapen 5-8. AF- Brad Roberts 37-116; Haaziq Daniels 15-81; John Lee Eldridge III 10-65; DeAndre Hughes 4-15; TEAM 1--1.  
**PASSING:** Baylor-Blake Shapen 11-23-0-188. AF- Haaziq Daniels 4-7-0-103.  
**RECEIVING:** Baylor-Gavin Holmes 4-47; Josh Cameron 3-56; Kelsey Johnson 2-20; Jaylen Ellis 1-57; Hal Presley 1-8. AF-David Cormier 2-20; Amari Terry 1-68; Caleb Rillos 1-15.  
**SACKS:** AF-Vince Sanford 1.0-8; Payton Adroik 1.0-6.  
**TACKLES (UA-A):** Baylor-Matt Jones 9-1; Dillon Doyle 8-2; Christian Morgan 6-1; Tevin Williams III 5-0; AJ McCarty 4-0; TJ Franklin 4-0; Garmon Randolph 4-0; Jaxon Player 3-0; Cole Maxwell 3-0; Gabe Hall 3-0; Brayden Utley 3-0; Devin Lemear 2-1; Chateau Reed 2-0; Al Walcott 2-0; Bryson Jackson 0-2; Jackie Marshall 1-0; Devyn Bobby 1-0. AF-Jayden Goodwin 6-3; Johnathan Youngblood 4-1; Alec Mock 2-3; Payton Zdroik 3-1; Vince Sanford 2-1; Camby Goff 2-1; Jamari Bellamy 2-1; Trey Taylor 2-1; Eian Castonguay 1-2; Jayden Thiergood 2-0; Jake Smith 1-0; Jake Martin 1-0; TD Blackmon 1-0; Rocky Beers 1-0; Cameron Breier 1-0.

## PROGRAM HISTORY

Baylor's football program celebrates its 125th year of existence and its 122nd season in 2023. The school has fielded a varsity team each year since 1899, save the 1906, 1943 and 1944 seasons.

Baylor first began playing football in 1899 and started putting together a history that was not all that bad considering the times. Baylor's first five teams all finished with better than .500 records. After 14 years of football, and there was one season (1906) when Baylor did not field a team, the university was on the topside of the scoreboard with an overall mark of 50-44-11 while being tutored by 10 different head coaches. It had not won any conference championships, but then there was no way it could do so; it did not compete in a conference.

However, several outcomes prior to formation of the Southwest Conference should be mentioned by anyone exploring a history of Baylor football.

In that first year of Baylor football, the University's gridiron representatives played TCU to a 0-0 tie. The game was played in Waco and for an excellent reason: both schools were located in Waco. However, TCU in that era was known as "AddRan" College; the school's name was not officially changed to "Texas Christian University" until 1902, and by then the team's nickname was already "Horned Frogs." When the two schools met in 1901, Baylor won a 39-0 victory on Nov. 23 and later that season defeated TCU (or AddRan), 42-9.

TCU finally defeated Baylor for the first time in 1904, 5-0, but in 1907 came the strangest verdict of all. The TCU record book shows a victory for the Frogs, 11-10. But for a number of years the Baylor record book listed that outcome as a victory for Baylor, 10-9. In his history of the Southwest Conference ("*Football, Texas Style*") published by Doubleday & Company in 1964, **Kern Tips**, the man widely regarded as the greatest radio voice SWC football ever knew, offered this explanation:

"At issue is whether or not TCU actually tackled a Baylor ball carrier in his own end zone for a safety late in the game. Reports say that the officials disagreed among themselves, as the goal line had disappeared in the dusty action, and were still debating the issue while the teams and spectators went home to supper with their own convictions about the final score."

Another interesting Baylor-TCU outcome (and remember, at this time both institutions were located in Waco; TCU did not move to Fort Worth until 1910 after the school's main building in Waco had burned) came in 1908. TCU had already won the first two games played between the two schools that season. They decided to play a third one on Nov. 26 (Thanksgiving Day). TCU led at halftime, 8-6. Baylor, by then downright hungry for a victory over the Frogs, did an unusual thing. **John Fouts**, Baylor's star left end, put on blue stockings (blue was then a TCU color) but kept on his Baylor gray jersey. Then, according to the Tips' accounting, "after the second-half kickoff he raced to the sidelines, snatched off his gray jersey and was revealed in a blue one that, like his stockings, matched

TCU's uniforms. As he rejoined his mates on the field, it appeared that TCU had provided Baylor with its 11th man.

"TCU objected; Baylor's captain **Babe Gantt** smilingly observed there was no law against it, and demurred. With its 'wild card' from the coloring book in the game, Baylor rallied to win the game, 23-8, amid what was reported to be 'bitterness and confusion' on the part of the TCU team and its supporters. The city of Waco was a little noisy that evening. This, by the way, is a report from the files of TCU. No reference to Mr. Fouts' strip act is to be found in the Baylor book."

One more Baylor game from that era demands attention. In 1910, Baylor met Texas in Waco. Baylor was coached by **Ralph Glaze**, a former All-America end at Dartmouth. Texas had a new coach, William S. ("Billy") Wasmund, a former quarterback at Michigan for Fielding "Hurry Up" Yost. The Baylor and Texas coaches clashed fiercely before the game about which of the officials should be the referee and run the game. Wasmund won the argument, and his choice was Vanderbilt ex Dan Blake, who had played for a coach at Vanderbilt who also was a Yost product.

The game was tied at 6-6 in the first half but, as Baylor players and their coach saw it, Blake was giving Texas all the better of it in his calls. On one occasion, Baylor had a chance to score and go ahead after getting a Texas fumble. But Blake got in the way of the Baylor player who appeared to be touchdown-bound and slowed him up just enough for a Texas player to run him down from behind at the UT 18. Later in the game, with Texas in possession at the Baylor 12, UT quarterback Arnold Kirkpatrick dropped the ball while trying to pass, and Baylor end **Riley Hefley** picked up the ball and started to run with it. According to a history of Longhorn football written by longtime *Austin American-Statesman* Lou Maysel, "Referee Blake jumped in and stopped him, declaring the play was dead because the ball had struck Blake. Two of the other three officials sided with Baylor, but Blake stuck to his decision, whereupon Glaze refused to let his team continue and eventually took it off the field."

Or, as Tips puts it in his history, "Owing to a rank decision by an official, Coach Glaze refused to continue and took his team off the field, ending the game."

Texas went home with a victory now officially recorded as a 1-0 win, although the Baylor record book for years listed it as a 6-6 tie. But a postscript is worth noting. Baylor had a mighty lineman that season, a future Rhodes Scholar named **E.T. Adams**, better known as "Bull" Adams. He had scored Baylor's only touchdown in that game when he grabbed a Texas fumble and ran 20 yards with it. When Glaze decided to take his team off the field, the raging and defiant Adams initially refused to go. As folklore has it, he challenged Texas to run its future plays only between the tackles. If the Longhorns would do so, he would take on the visitors by himself.

Texas declined and went home with its 1-0

victory. And Baylor was left with its only defeat that season.

Glaze would not enjoy another winning season before turning the football program over to **Norman Paine** for one season (1913). Paine in turn gave up the reins the next season to **C.P. "Bubs" Mosley**, who had been an outstanding player in his own right for Baylor. Mosley, who was inducted into the Baylor Athletics Hall of Fame in 1964, thus took over in 1914 as the team was becoming known as Bears and Baylor itself was becoming part of a new conference, the Southwest Conference.

The new league was formed on May 6 of that year, with football competition scheduled to begin in 1915. Baylor, Oklahoma, Arkansas, Texas, Texas A&M, Oklahoma A&M and Southwestern University were charter members. Rice was accepted provisionally and did participate in 1915, but then backed out for 1916 and 1917 before joining the league to stay in 1918.

Mosley did not have a good season in his inaugural year as head coach in Baylor's final season as an independent. Indeed, his team was only 3-5-2. Perhaps his inheritance was not all that great. The previous season, the team tied as many games as it won (three). So, Mosley's first season was hardly an accurate signal of things to come. He stayed around as head coach for six seasons, guiding the Bears through the 1919 campaign, and his overall record was 30-18-4. His winning pace of 62.5 percent would be exceeded by only his successor, **Frank Bridges** (66 percent) and by **George Sauer** (1950-55), who won at a 64 percent rate.

But Mosley did something that would become a rarity in Baylor football coaching circles; he won a share of the conference championship in 1915 while leading the newly-named Bears to a 7-1 record overall and a 3-0 mark in league play. Unbeaten Oklahoma had much the better overall record (10-0), but the Sooners also were 3-0 in league competition, and thus Baylor and Oklahoma were declared the new league's co-champions.

Alas, that decision did not stand. Baylor officials did some checking and discovered one of their players was a transfer from another college and thus not eligible to have played that season. According to Tips' history, Baylor offered to turn back the title but Oklahoma, "knowing this, made no effort to claim the title in dispute for itself; and aside from the fact that, for want of a second to Baylor's offer to quit-claim the championship, the conference did then and still does list the Bears as the first conference champions."

However, while the two teams continued to be listed at the top of the 1915 standings, the roster and record book published by the SWC in later years noted that "Baylor forfeited claim to co-championship for using ineligible player."

It was a zany start for the new league.

The following season brought another zany development. Texas was 5-1 for league play and 7-2 overall. Baylor was 3-1 in conference competition (the lone loss being to Texas A&M, 3-0), but 9-1 for the season. The league decided no champion would be recognized.

## PROGRAM HISTORY

Baylor would not enjoy another really banner season until the early 1920s and by then the Bears were under the direction of **Frank Bridges**, of whom it was written (by the longtime regional sports editor of *The Associated Press*, Harold V. Ratliff, in his book, *"I Shook the Hand"*): "Cocky little Frank Bridges qualified as the puck of sportdom. His bag of tricks in football brought championships and humorous incidents; his mischievousness not only gave others laughs but sometimes got Frank into predicaments ... Bridges came into the Southwest Conference to bewilder opponents with such shenanigans as the hidden ball trick and the kickoff from the sidelines, and to bring to football the eight-man offensive line and the spin play."

And, Ratliff wrote in his book (published in 1948), "He won the only conference championships Baylor University ever knew in football. They still talk about his tackle-around play and they still chuckle at the old ivy-covered school and the colorful antics of this half-pint with the tart tongue."

Of course, Baylor is no longer an ivy-covered school. And the University has won other football championships than the ones Bridges brought to the school in 1922 and 1924. But, no question, he was something special as a coach in his day, and his teams were something special. As was noted in a book concerning the Texas Sports Hall of Fame and its members, "Name all the trick plays you've ever heard about. Frank Bridges almost certainly used them first."

They still laugh about the time in 1924 when Baylor was playing SMU, trailing 7-0, and desperately needing a touchdown late in the game to tie the score and sew up the championship. Bridges kept sending in players with instructions to call for the use of Baylor's famed spread formation. They kept failing to do so. So finally Bridges called time, walked out on the field himself, and said: "Now, Mr. Referee, when we spread out we want the fans to be quiet so we can hear the signals." The referee assured him the fans would be kept quiet. The Baylor quarterback got the hint, called a play using the spread, Baylor scored, tied the game and won the title.

Bridges' first title came in 1922 and featured a sensational back named **Wesley Bradshaw** (5-11, 170). Bradshaw came to Baylor from Burlison College in Greenville, and made all-conference in both 1921 and '22. In 1922, he became a one-man gang. He scored 30 points against Arkansas in one game and that year he scored 119 points, a total that stood as the Baylor record for 89 years. He lettered in four sports: football, basketball, baseball and track. Hall of Fame coach **Warren Woodson** once called him "the greatest open field runner I have ever seen perform."

Baylor was undefeated in league play in 1922 and 8-3 overall. Bears other than Bradshaw who won consensus All-SWC recognition that year included tackle **Russell Blalock**, guard **Cop Weathers** and back **John Tanner**.

By 1924, Bradshaw was gone, but Bridges

was undeterred. His Bears won the championship again, posting a 4-0-1 record (7-2-1 overall), beating out SMU, which had a 2-0-4 mark. That Baylor team had such consensus All-SWC players as guards **Jack Sisco** and **Bear Walker** and backs **Ralph Pittman** and **Bill Coffey**, but mainly it had sophomore tackle/end/back **Sam Coates** (6-2, 225), a remarkable athlete who first played at Waco High and then moved across town to the Baylor campus and became one of the first players in league history to win consensus All-SWC recognition for three-straight seasons.

According to Tips, on Baylor's drive for a tying touchdown against SMU in 1924, Coates gained 10 yards on a tackle-around play, moved to end and caught a pass for a 50-yard gain, and then a few plays later, in the role of ball carrier, swept SMU's end for the tying touchdown. "Somebody else kicked the tying point, though," wrote Tips.

Two conference championships in a span of three years, those were heady times for the Baylor Bears. But they didn't last. Bridges resigned following the 1925 season after becoming involved in a dispute with the university's president, **Samuel P. Brooks**. Also, there were reports in various newspapers that claimed Bridges had turned down two \$10,000-a-year coaching jobs. Brooks called Bridges in and told him he could never expect to make that much at Baylor. "Why, I only receive \$10,000," Brooks is said to have told Bridges. "That's all right, Doc," the puckish Bridges is quoted as replying. "I'll get you a raise."

Brooks laughed at the remark, "but that was the first inkling I had that he didn't like me," Bridges later said.

He left after compiling a six-year record of 35-18-6. **Morley Jennings**, who had compiled an impressive record of his own while coaching at Ouachita College in Arkansas, succeeded him and stayed around for 15 years, guiding the Baylor program through the challenging times brought on by the Great Depression. Jennings compiled an overall record of 83-60-6, came close to capturing the crown three times (second-place finishes in 1926, 1930 and 1933) and tutored perhaps the greatest lineman in Baylor history (**Barton "Botchey" Koch**), giving Waco some of the most exciting times it had ever experienced to that point.

Koch's greatest season came in 1930 when he became the first Southwest Conference player in history to win consensus All-America recognition. Koch was 5-11 and 220, and in the words of Hall of Fame coach **Ray Morrison**, "I've never seen a guard who could spend as much time in his opponents' backfield as Koch does." Koch's time at Baylor coincided with that of back **Jake Wilson**, a mighty mite of 5-10 and 147, a two-year all-conference selection and a true triple threat. Wilson and Koch made the Bears a strong team in 1930, but their 3-1-1 mark in SWC play finished a half-game behind Texas' 4-1-0 mark.

The Bears were good again in 1933 (4-2-0 mark in SWC play) with such all-conference

selections as end **Jim Tom Petty**, guard **Harold Clem** and back **Joe Jack Pearce**, but again they finished as a runner-up to Arkansas. They were 6-3-1 and tied for third in the SWC race in 1936 as **Lloyd Russell** won all-star honors.

But it was in 1937 that they got Baylor ranks and the Central Texas population buzzing in a way not seen in decades. SMU and TCU had set the stage in 1935, both remaining undefeated until they clashed for the national championship on Nov. 30 in a game that commanded the presence of big-name sportswriters from all parts. SMU won that game and received an invitation to become the first Southwest Conference team ever to play in the Rose Bowl.

When Baylor won its first six games in 1937, defeating defending champion Arkansas and well-armed TCU and A&M, the Bears zoomed up to No. 4 in *The Associated Press* poll. Talk broke out all over the state: "Baylor to the Rose Bowl." Coming up next was Texas, destined to finish in the cellar that season in the SWC.

The Bears in that era were playing their games in Waco's relatively new Municipal Stadium, which had a capacity of 12,000, or maybe 15,000 if the place was jammed. It was jammed on that Saturday afternoon of Nov. 6 when Bears and Longhorns lined up for the kickoff. Also jammed was the radio booth where the ranks of broadcasters had been increased by the presence of a famous sports voice from New York.

Before the game, a representative of the *Baylor Lariat*, the campus newspaper, approached the famed visitor and asked him how he thought the game would go. "Young man, I get paid for my opinions," the visitor loftily replied. Standing nearby and hearing the conversation was Jinx Tucker, famed in his own right as longtime sports editor of the *Waco Tribune-Herald*. "Hal, here," said Tucker, fishing in his pocket and coming up with a nickel. "Give him this and let's find out all he knows."

If anyone in the vicinity thought Texas was going to score a shocking upset that day, he kept such an opinion to himself. But the Longhorns did, ambushing the Bears, 9-6, and not only ending all that Rose Bowl talk but also puncturing the Bears' dreams of winning the conference title. They wound up a 3-3 team in league play.

But not even defeat could diminish the brilliance of Baylor's famed twosome of back **Billy Patterson** and end **Sam Boyd**. Both were two-year consensus All-SWC selections, both were early Baylor Athletics Hall of Fame inductees, and both had NFL career possibilities until World War II intervened.

Patterson was especially outstanding by any measure. He had been outstanding as a high school player at Hillsboro. "In all my years of coaching, I guess the boy I wanted most and didn't get was Billy Patterson," famed TCU coach **Leo (Dutch) Meyer** once said. Meyer couldn't complain, of course. He did get the likes of all-time college great Sammy Baugh and the first Heisman Trophy winner from west of the Mississippi, Davey O'Brien.

Patterson wound up at Baylor, although some



## PROGRAM HISTORY

of the civic leaders in Hillsboro had him primed to go to Texas. As Patterson told the story later, "Jack Chevigny was the coach at Texas and I had an appointment to meet him one day at the old Andrews Café in Hillsboro. I waited around awhile and he never showed up. When we (Baylor) went to Austin my sophomore year and beat Texas by scoring 21 points in the fourth quarter, and I was fortunate enough to make a few big plays, a delegation from Hillsboro went to Chevigny en masse after the game and told him, 'The kid who did so much in that last drive to beat you is the one you stood up in Hillsboro.'"

Patterson showed his true ability when Baylor upset Arkansas in 1937. He ran 71 yards for a touchdown, he threw a pass for 71 yards and another touchdown, he intercepted a pass and then threw for the winning touchdown as the Bears beat the defending champions, 20-14. Three Saturdays later, he threw a long pass to Boyd for the touchdown that beat a powerful TCU team that was led by O'Brien, 6-0.

Jennings also had good teams in 1938 and '39. The Bears finished well above .500 both seasons (7-2-1 in '38 and 7-3 in '39). If the situation then had been what it is today, they would have gone to bowls both years. But instead they stayed home as first TCU and then Texas A&M won national championships with teams that were unbeaten and untied and seldom challenged. Then the 1940 campaign marked the end of the Jennings era. Morley, widely admired, seldom blessed with the resources or talent of his adversaries, posted a 4-6 record that year as the Texas Aggies remained No. 1 in the national polls and stretched their long winning streak to Thanksgiving Day before Texas upset them, 7-0, and knocked a Rose Bowl invitation right out of their hands.

Meanwhile, Texas Tech, which had been campaigning for several years for membership in the Southwest Conference, hired Jennings at the end of the 1940 season to leave Baylor, move to Lubbock and head up the Red Raiders' athletic program and the school's bid for a place in the SWC. BU hired **Frank Kimbrough**, older brother of A&M's All-America fullback John Kimbrough, to succeed Jennings.

Kimbrough's tenure stretched over six years but included only four football seasons because of the school's decision to withdraw from football competition for the 1943 and 1944 seasons because of World War II. His second season (1942) produced encouraging results (6-4-1 overall, 3-2-1 in conference play), but it was his first season that produced one of the biggest shockers in the history of Baylor football.

The SWC had produced a mythical national champion (SMU) in 1935, the year before the annual Associated Press poll was started, and the AP's national champion in both 1938 (TCU) and 1939 (A&M). Then, A&M came within the late-season loss to Texas of repeating its national championship in 1940. So, conversation about national titles was becoming old hat to SWC fans. When Texas won its first six games in 1941, and all the victories coming by at least a

28-point margin, the Longhorns took over first place in the AP poll and critics labeled coach D.X. Bible's masterpiece the greatest team in Southwest Conference history.

Baylor, on the other hand, was far from a masterpiece. When injuries sidelined the Bears' outstanding back, **Jack Wilson**, Kimbrough's team became less than ordinary. It lost to Texas A&M, 48-0, and the following week it lost to TCU, 23-12, and experts saw no hope for the Bears against mighty Texas. *Waco Tribune-Herald* sage Jinx Tucker predicted a 50-0 Baylor defeat and advised fans to get to the game early, otherwise they would miss UT's first touchdown.

Playing in the same stadium where Texas had snuffed out Baylor's Rose Bowl talk in 1937, the Bears got their revenge. Their revved-up defense, paced by tackle **Bubo Barnett**, held Texas' superb breakaway back Jack Crain to a net gain of three yards for the afternoon.

But with two minutes to play, Texas held a 7-0 lead, thanks to a Baylor punt that had slanted out of bounds on the BU 10-yard line. Then, with time running short, the Bears took over on their own 28 and started moving downfield, mainly with the passes of Wilson's substitute, sophomore **Kit Kittrell**. A product of nearby McGregor High School, Kittrell drove the Bears to the Texas 18, where it was fourth-and-four with 18 seconds left. Kittrell, the tailback in Kimbrough's single wing formation, took the snap and began to roam around. His primary target, **Willie Coleman**, all 5 feet 8 inches and 155 pounds, suddenly emerged in the clear from a crowd of Longhorns. Kittrell's pass was high, but Coleman leaped and came down with the ball and the Bears had a touchdown. And then Wilson, adhesive tape covering his sprained ankle, hobbled onto the field and kicked the extra point that gave BU a 7-7 tie that was almost universally hailed as a victory.

Two decades later, a panel of Texas sports writers voted that 7-7 tie "the greatest upset in Southwest Conference history." Incidentally, Texas was so staggered the Longhorns lost their next game, too, to TCU. End of Rose Bowl talk, end of championship hopes. But the Longhorns, who eventually lost out on all the bowls, did leave the state talking, slaughtering Oregon, 71-7, in their season finale on Dec. 6. The next day, the Japanese attacked Pearl Harbor and people quit talking about both the Longhorns and the Rose Bowl.

Baylor resumed football competition in 1945 with a team that finished 5-5-1, but when Kimbrough's 1946 team could win only one game in nine tries and none in league play, a hue and cry arose that a coaching change had to be made.

Exit Kimbrough, enter **Bob Woodruff**. And as former Baylor athletic faculty rep, then president and finally chancellor **Abner McCall** once said, it was only then, in 1947, that Baylor really got serious about football.

Woodruff, who had been one of Bobby Dodds' principal assistants at Georgia Tech, brought with him a former Georgia Tech standout named **Frank Broyles** to help him, and in their second year on the job they got the

Bears respectable, highly competitive and into a bowl, Baylor's first. That 1948 team, sparked by junior college transfer quarterback **Adrian Burk** and all-conference linemen **Buddy Tinsley** and **Bentley Jones**, finished in a tie for third in the conference race, 6-3-2 overall, and beat Wake Forest, 20-7, in the "Dixie Bowl" in Birmingham, Ala. Tinsley, at 6-3 and 240 (and later a super star in Canadian football), was the heaviest man on the consensus all-conference team, and Jones, a 5-10, 165-pound guard, was the lightest.

The 1948 Baylor team was a good one. The 1949 team was great, one of the greatest in Baylor history. It won its first six games, climbed to No. 6 in the AP poll (before losing to Texas), finished second at 8-2 behind an outstanding Rice team that was unbeaten in league play, and became the catalyst for the drive that resulted in Baylor building a new 50,000-seat stadium the next year.

That 1949 Baylor team had a superlative end named **J.D. Ison**, an all-conference guard named **Don Mouser**, and quarterback Burk, who both punted and passed in an All-America manner. Burk led the nation in passing that season, completing 57.6 percent of his 191 throws for 1,428 yards (which ranked second in SWC history at that time) and 14 touchdowns. He was never better than he was on Nov. 19 of that season, when Baylor beat SMU for the first time since 1936.

SMU that season was led by Hall of Fame coach Matty Bell and featured such stars as former Heisman Trophy winner Doak Walker, future All-Pro Kyle Rote and other Mustangs who had been instrumental in SMU winning the conference crown the two previous years. The game was played at the Cotton Bowl (by then SMU's home stadium) before a crowd of 63,337, the biggest crowd ever to watch the Bears play up to that time. Burk threw an 80-yard touchdown pass to back Dudley Parker on the first play from scrimmage, and after that the game just got wilder and wilder.

Baylor assistant **Frank Broyles**, the excitable sort, was in a scouting booth in the press box, watching the teams exchange touchdowns in rapid fire order. Finally, the time arrived for him to leave his place in the scouting booth and go to ground level to be with the team at halftime. He caught the slow-moving press box elevator, and as it made its way downward, Broyles heard a huge roar coming from the stands. Upon reaching the ground, he ran up the nearest ramp, grabbed a fan and demanded, "What happened, what happened?"

Came the exasperated reply: "Those guys scored again."

Unenlightened, Broyles quickly posed another question: "Yes, yes, but which ones."

Baylor had the last word (and last score) in that game, winning a 35-26 verdict and moving back up to No. 9 in the AP poll. Doak Walker caught a touchdown pass in that game while lying on his back in the end zone. But alas, the Bears lost to Rice in their final game, 21-7, and shortly after that Woodruff accepted Florida's offer to come coach the Gators. And he took



## PROGRAM HISTORY

Broyles with him.

Baylor's response was to hire **George Sauer**, who had coached with great success at Kansas and then with some success at Navy. Sauer, a former All-America fullback at Nebraska, coached six years at Baylor and gave the Bears some of the most exciting football the school has enjoyed in its history of playing the game.

"That was our Golden Era," declares **Gale Galloway**, a co-captain of the 1951 team and an outstanding linebacker who probably would have made it big in the pros if it had not been for the Korean War. Instead, he wound up as chief executive officer of several Fortune 500 companies and became one of Baylor's major benefactors. Galloway would include the 1949 team when making that "Golden Era" assessment.

Sauer arrived just in time to direct the Bears in their new stadium. His first team (1950) was a fine one, posting a 7-3 record and finishing second in the SWC title chase; his second team was even better. It finished a half game out of first place after being upset by eventual champion TCU. But it also wound up in Baylor's first "major" bowl, the Orange Bowl, where it lost to Georgia Tech, 17-14.

Those were teams featuring the wondrous wizardry of quarterback **Larry Isbell** (All-America in 1951 and generally recognized as Baylor's finest quarterback in the 20th century), the pass catching of All-Americans **Stan Williams** and **Harold Riley**, the running of fullback **Richard Parma** and the defensive work of Galloway, tackle **Ken Casner** and guard **Bill Athey**. The 1951 Bears finished ninth in the AP poll, at that time the highest ever for a Baylor team.

Sauer's Bears were back knocking at the door again in 1953, finishing a game out of a share of the title after winning their first six games and attaining the highest ranking ever for a Baylor team — No. 3 in the AP poll — before beating TCU and losing by a single point to Texas in Austin.

That team featured what became known as the "Fearsome Foursome" backfield, comprised of **Cotton Davidson** at quarterback, **Jerry Coody** and **L.G. Dupre** at the halfbacks and **Allen Jones** at fullback. They formed an explosive package, but after getting upset by Texas the Bears lost their focus. Still ranked No. 9, they went down with a thud to Houston (37-7) and finished the season by losing to Rice, 41-19.

But even as the season fell apart, the Baylor freshman team, quarterbacked by lethal passer **Doyle Traylor**, was rampaging through its schedule unbeaten and winning praise as the greatest Baylor Cub team in history. When the 1954 season rolled around, the players from that team moved up to augment the varsity, making for another elite Baylor team.

It started with a bang, avenging its 1953 loss to Houston by trouncing the Cougars, 53-13, in its season opener. That truly was a revenge game for the Bears. The year before, Houston millionaire Hugh Roy Cullen had given the Cougars a multi-million-dollar gift for upsetting Baylor, and in 1954 the Bears proved they had

not forgotten.

Guided by All-SWC quarterback **Billy Hooper** and bolstered by All-America tackle **Jim Ray Smith**, they got up to No. 10 in the AP poll before losing back-to-back road games to Miami (19-13) and Arkansas (21-20), but then they reeled off five victories in a row. After beating conference leader SMU, 33-21, before 47,000 in Dallas, they returned home to take on Rice. A victory over the Owls would give them a share of that elusive crown. They didn't get it. Although Baylor's terrific sophomore back, **Del Shofner**, got loose on a run that carried to the Rice 6-yard line late in the game, the Bears were unable to cash in. They lost, 20-14, leaving them tied with Rice for third. Their consolation prize: an invitation to play Auburn in the Gator Bowl. And in Jacksonville, Fla., the Tigers of Auburn stomped them, 33-13.

But they had one of their greatest seasons in Baylor history two years later. By then, Sauer had become athletic director only, turning the football reins over to assistant coach **Sam Boyd**, the 1937-38 Baylor hero. And Boyd's team, blessed with the talent and depth few Baylor teams have ever had, quickly made waves. They won their first four games while surrendering a total of only 13 points, and they were ranked No. 8 in the land when they took on coach Bear Bryant's No. 7-ranked Aggies at Baylor Stadium.

The result was the biggest crowd I personally have ever seen at that stadium. Although the crowd was officially announced as 49,500, the stands were full, both end zones were full, and dozens of fans were standing on the field just beyond the end zone. The result also was a game that was bitterly fought and physical to an extreme. Bryant later said: "The Baylor-A&M game in 1956 was the bloodiest, meanest, most brutal game one of my teams was ever in."

The Aggies, led by future Heisman Trophy winner John David Crow, won the game, 19-13, and Baylor fans left the stadium talking darkly about a controversial call made by one of the officials that overturned the Baylor recovery of an A&M fumble late in the game. Then the next week the Bears, still waiting for their offense to develop, went to Fort Worth and lost to TCU, 7-6.

After that game, their offense came alive. They did not lose again. They mauled Nebraska, 26-7; blanked SMU, 26-0; and just wore out old nemesis Rice, 46-13. Those scores caught the eye of the Sugar Bowl, which invited them to play No. 2-ranked Tennessee on Jan. 1 in New Orleans.

By then, the Bears were truly a powerhouse, featuring the likes of do-it-all back Shofner, quarterbacks **Bobby Jones** and **Buddy Humphrey** (Doyle Traylor had become one of Baylor's hard-luck stories of all time, twice losing seasons because of broken bones), ends **Jerry Marcontell** and **Earl Wayne Miller**, and such superlative Bears up front as All-America **Bill Glass**, **Clyde Letbetter**, **Charley Horton** and **Bill Parsley**. But Tennessee had tradition, a perfect record, that No. 2 ranking, and All-America

tailback Johnny Majors.

The Volunteers were strongly favored. The Bears won the game, 13-7, Baylor's greatest bowl victory of all time.

Boyd, in his first year at the Baylor football helm, had reached the highest point he would attain. Lacking Shofner's speed and most of that muscle up front, his 1957 team finished in the SWC cellar, and his 1958 team, although exciting because of the power running of fullback **Larry Hickman** and the throwing of Humphrey (No. 1 nationally in number of completions), finished last again.

**John Bridgers**, who had been an assistant coach on the staff of the NFL champion Baltimore Colts, was brought in to replace Boyd as head coach and Sauer as athletic director. He brought with him the Baltimore Colt offense, which generated plenty of excitement, pass completions and a strong presence in the headlines, but only near-misses in runs at the SWC championship.

The 1960 team, featuring **Ronnie Bull**, **Ronnie Goodwin**, **Tommy Minter** and **Ronnie Stanley** in the backfield, beat 1958 national champion LSU in Baton Rouge and eventual SWC champion Arkansas in Fayetteville, and got up to No. 7 in the polls before losing to TCU, 14-6, in Fort Worth, and 12-7 to Texas in Waco. The Bears finished with an 8-2 record, one game behind Arkansas, but then got nosed out again in the Gator Bowl, losing to Florida, 13-12.

Injuries ruined the 1961 team, which had been one of the preseason SWC favorites, but the Bears still made it to the new Gotham Bowl played at the old Polo Grounds in New York City. In that game, they soundly defeated a Merlin Olsen-led Utah State team, 24-9.

The bowl's promoters were novices at such things, and when informed the day before the game that it was customary for a bowl to present the players and coaches involved with some kind of memento — a blanket, a wristwatch or such — they scurried around and came up with a special gift for all concerned: a shoeshine kit.

Baylor's 1963 team would challenge the '61 team as Bridgers' masterpiece. It featured an All-America battery of quarterback **Don Trull** and wideout **Lawrence Elkins**, it had an offensive line that provided great pass protection for Trull, and it had an underrated but effective defense. It won five of its first six games and was unbeaten in league play when it went to Austin on Nov. 9 to take on No. 1-ranked, undefeated Texas.

The Longhorns won that game, 7-0, but coach Darrell Royal's team had to withstand a withering Baylor challenge that carried inside the Texas 20 in the final seconds before quarterback Duke Carlisle, left in the lineup for defensive purposes on Baylor's last big drive, dashed across the end zone and intercepted a pass that Elkins all but had in his eager mitts. Such a reception would have left Baylor in position to tie the game and claim priority on going to the Cotton Bowl as the league's co-champion.

Left frustrated in Austin, the Bears won the remainder of their games, accepted an invitation

## PROGRAM HISTORY

to play LSU in the Bluebonnet Bowl, and there they beat the Bengal Tigers more decisively than the 14-7 final score indicated.

Bridgers was never able to get the Bears better than 5-5 during the remainder of his 10-year tenure, but the 1966 season did provide two special highlights. The first came in the Bears' opening game, which was nationally televised on ABC. Meeting a seventh-ranked Syracuse team that was armed with both Floyd Little and Larry Csonka in the backfield, the underdog Bears just romped and stomped. Final score: Baylor 35, Syracuse 12. Also, Baylor became the first school in the nine-member Southwest Conference to play an African-American player in a football game. With 31,000 people in attendance, **John Hill Westbrook**, a Baylor running back from Elgin, Texas, entered the Syracuse game in the fourth quarter and broke the color barrier in SWC football.

A month later, the Bears went to Fayetteville to take on an Arkansas team that had won back-to-back SWC titles and boasted a long regular season winning streak. But it lost that day. The Bears, led by All-America defensive guard **Greg Pipes**, shut out the favored Hogs, 7-0.

When Bridgers' contract ran out after the 1968 season, Baylor decided not to renew it. Instead, **Bill Beall** was brought in from LSU. Beall had been an assistant under Jess Neely at Rice and then Charlie McClendon at LSU, but he was not the answer at Baylor. His teams only won three games in three seasons, and Baylor's decision-makers decided a change had to be made.

By then, a revered name from Baylor's past, **Jack Patterson**, who had won three SWC track and field championships over a four-year span for the Bears before accepting a similar post at Texas, agreed to return to Baylor as the school's new athletic director. When Beall was fired, Patterson was put in total charge of the hunt to find an acceptable successor. His choice after several disappointments: **Grant Teaff**, the head coach at Angelo State.

Baylor's choice of Teaff was questioned on several fronts and ridiculed on others. But the scoffing stopped the first year. Teaff coached the tissue-thin Bears to a 5-6 record and won Southwest Conference Coach of the Year honors. And his fine defensive end, **Roger Goree**, won consensus All-America recognition. But when his 1973 team sought to produce a suitable encore, it fell flat. The Bears finished 2-9 and failed to win a single conference game.

So, when 1974 rolled around, Baylor was the popular choice to finish last or next to last again. The team had a young offensive line, a quarterback who had a speech impediment and a tailback who was about 5 feet 7 inches tall. But when the 43-point underdogs went to Norman to open their season against No. 1-ranked Oklahoma, and wound up giving the Sooners about all they could handle (OU led by only a 7-5 score going into the fourth quarter) before losing, 28-11, even Oklahoma coach Barry Switzer came to their dressing room after the game to tell them what a great game they had played.

They let victory slip through their fingers the

next week against Missouri, but when they returned to Waco and beat No. 8-ranked Oklahoma State the following Saturday, everyone knew **Neal Jeffrey** was quite a quarterback, **Steve Beaird** was a real dynamo at tailback and never mind his short stature, and the Bear defense was for real.

The season became one Baylor fans will never forget. True, they stumbled against Texas A&M in a 20-0 game, but they did not stumble again. After getting behind by 17 points at halftime against No. 12 Texas, against a coach (Darrell Royal) that Baylor had never beaten, and then forging a mighty second-half comeback that produced 27 unanswered points and a resounding 34-24 victory, the Bears put together a Miracle on the Brazos that would not be denied.

When great Baylor football victories are discussed, the Baylor-Texas game of 1974 usually tops the list. Royal came to the Baylor locker room after the game to congratulate the Bears and urge them to go on now and win that long-sought conference crown. And Oklahoma's Switzer sent Teaff a telegram, telling him the rest of the country now was finding out what OU found out in that season opener.

Baylor let the scoreboard lights burn all night after that remarkable victory, and several members of the Baylor administration, along with at least one regent, secured their bedrolls and spent the night at the stadium.

When the Bears beat Rice amid blizzard-like conditions at Baylor Stadium on Nov. 30, they nailed down something no other Baylor team had managed in 50 years: an undisputed SWC football championship.

That feat took them to the Cotton Bowl to play Penn State, and while they lost that game by a 41-20 score (after leading at halftime), Baylor fans hardly noticed. They had finally made it to Big D on New Year's Day, that was all that mattered.

Linebacker **Derrel Luce** and center **Aubrey Schulz** won All-America honors that season; Jeffrey, Beaird and defensive back **Ron Burns** won All-SWC recognition; and Teaff was named National Coach of the Year. The Bears had come from last to first in one short season. And Beaird had become the first Baylor back ever to rush for 1,000 yards (actually, 1,104) in a season.

They had a good season in 1976 (7-3-1) but a bowl invitation escaped them. Although four-touchdown underdogs, they scored the most points any Baylor team had ever scored against UT in 1978 while beating the Longhorns, 38-14.

The next season, they pieced together an 8-4 season that was flavored by a 24-18 Peach Bowl victory over No. 18 Clemson, and then in 1980 they pushed all the right buttons again. They won their first seven games, climbed to No. 10 in the national polls, and after allowing themselves to get upset by San Jose State, they won the remainder of their games to win the conference title by a record-tying three full games.

The key victory was a thrilling comeback win over SMU (32-28) but one that old Baylor fans still like to talk about was the 46-7 trouncing of

Texas A&M at College Station in a game that was played in a monsoon.

They actually wound up their regular season by blanking No. 20 Texas, 16-0, and that Nov. 22, 1980, victory was the last shutout suffered by the Texas Longhorns until 2004.

While no Baylor team will ever replace the 1974 Bears in the hearts of Baylor fans, that 1980 team surely ranks No. 1 in terms of pure accomplishment. It not only won the crown by three full games, it led the league in both total offense and total defense and put no fewer than eight players (a record for a Baylor team) on the consensus all-conference team. And it put on the field the player who has become the most decorated player in Baylor's football history: linebacker **Mike Singletary**.

Singletary joined wideout **Lawrence Elkins** as the only two-year consensus All-America selections ever to wear the green and gold. They both have been inducted in the National College Football Hall of Fame. But Singletary also was a three-year All-SWC choice (Elkins made the honor team two seasons), and he went on to be chosen on the Football Writers' 25-year All-America team (one of only three players to win the honor from the SWC, the other two being offensive lineman Jerry Sisemore of Texas and Tony Franklin of A&M), and to become a multiple All-NFL choice in the NFL while playing with the Chicago Bears. Truly, **Mike Singletary** was one of a kind.

He was one of those nine Bears who won consensus All-SWC recognition in 1980. The others were offensive guard **Frank Ditta** (also named All-America), quarterback **Jay Jeffrey** (younger brother of Neal), running backs **Walter Abercrombie** and **Dennis Gentry**, defensive linemen **Charles Benson** and **Joe Campbell**, linebacker **Doak Field** and defensive back **Vann McElroy**.

Abercrombie, who led the league in rushing that season with 1,187 yards, would become Baylor's all-time leading rusher before winding up his college career the following season and then becoming a first-round draft choice of the Pittsburgh Steelers.

Baylor's domination of the league in 1980 paid off in a trip to the Cotton Bowl to play Bear Bryant's Alabama Crimson Tide. That game became a defensive struggle for the longest time before the Bears finally cracked and Alabama went home with a 30-2 victory.

The Bears had a good season in 1983 (7-4-1), winning their way to the Bluebonnet Bowl to play Oklahoma State (they lost, 24-14), but that was but a prelude for the excellent teams they fielded in 1985 and 1986. They tied for second both seasons after breaking in front early, and they climaxed both seasons with bowl victories — 21-7 over LSU in the Liberty Bowl in '85 and 21-9 over Colorado in the Bluebonnet the following season.

Those teams also featured some favorite Baylor names starting with quarterbacks **Cody Carlson** and **Tom Muecke**. In 1986, on Oct. 18, the Bears met a Jackie Sherrill-coached A&M team in a game that was later voted the SWC's best game of the decade. Baylor roared out to

## PROGRAM HISTORY

a 17-0 lead in that game, but the No. 11 Aggies came back to have the last word in a 31-30 stem-winder. That verdict knocked the Bears out of the championship and kept them out of the Cotton Bowl.

The Bears struggled to stay on the topside of .500 for the remainder of the decade, but they punctuated a 5-6 season in their final game of the 1980s by going to Austin and beating Texas by the historic margin of 50-7. In doing so, they gave Teaff the victory on UT turf that he had always declared he would win before he ended his Baylor coaching career.

The Bears stirred hopes that they would become something special in 1991, winning their first five games (including a 16-14 victory over defending national champion Colorado on the Buffaloes' own turf in Boulder, ending what had been an impressive CU winning streak there) and rising to No. 8 in the national polls. But then, they lost to Rice and A&M in succession, and later to Texas Tech. The final result was an 8-3 season that yielded a trip to the Copper Bowl, but there they went flat, losing to Indiana, 24-0.

Before the 1992 season started, Teaff let it be known that the coming season would be his last one. And the Bears, sparked by quarterback **J.J. Joe**, made it a memorable one for him, beating visiting Georgia Tech in an intersectional game, nosing out Texas in their final regular season game and then upsetting No. 22 Arizona, 20-15, in the Sun Bowl.

The Hall of Fame-bound Teaff thus was left with a 128-105-6 mark for his 21 seasons at BU.

His offensive coordinator, **Chuck Reedy**, succeeded him, and in 1994 coached the Bears to a 7-4 record overall and a 4-3 mark in conference play. The 4-3 mark, oddly enough, proved to be good enough to give the Bears a piece of the five-way split of the championship after A&M, unbeaten but ineligible for title consideration because of rules violations, was left in limbo. The Bears, led by such All-SWC players as tackle **Fred Miller** on offense and **LaCurtis Jones** and **Adrian Robinson** on defense, wound up their season by losing to Washington State, 10-3, in the Alamo Bowl.

Reedy's 1995 team was 7-4 overall and 5-2 in conference play, good enough for a three-way share of second place, but the entire season was overshadowed by a more momentous development. The Southwest Conference was breaking up. Baylor was joining A&M, Texas and Texas Tech in a new league that would be known as the Big 12. Athletic relations going back to the early years of the 20th century were about to be severed.

Reedy's final season at Baylor was the school's first in the Big 12. The Bears were 4-7 that season and posted a 1-7 mark in Big 12 play after opening the year with wins over Louisiana Tech, at Louisville and at home against Oregon State.

**Dave Roberts** guided the program for the 1997 and 1998 seasons before giving way to **Kevin Steele's** four-year campaign.

Steele was replaced by **Guy Morriss**, who

guided the program to more success than it had previously enjoyed during the Big 12 era; however, the bowl drought and losing-season streak both continued. Morriss' tenure did not come without highlights, though. In his first Big 12 game, the Bears upset defending north division champion Colorado on national television.

The following season (2004) saw the Bears end a 20-year winless famine against Texas A&M. After a wild fourth quarter, the game went to overtime. Texas A&M quickly scored, but the Bears answered immediately on a **Shawn Bell-to-Dominique Zeigler** touchdown pass. Morriss decided to put the game away right then and there, going for an all-or-nothing two-point conversion. Bell and Zeigler connected again, giving the Bears the 35-34 victory and sparking a celebration Floyd Casey Stadium had not seen in years.

The Bears enjoyed their best season in a decade in 2005, going 5-6 and posting multiple conference wins for the first time in the Big 12 era. In 2006, Baylor went 3-5 in conference play, but three costly losses in early season non-league games sent Baylor to a 4-8 record. The Bears dropped to 3-9 in 2007 and suffered their first winless conference season since 2003.

Baylor ushered in a new era in 2008 under first-year head coach **Art Briles**. The Bears finished 4-8 overall and 2-6 in Big 12 play, but promise of a brighter future was evident. Briles' innovative offense and the emergence of Freshman All-America quarterback **Robert Griffin III** brought new optimism to the program. The Bears lost four games by 10 points or less, including a three-point loss to nationally ranked Missouri and a one-touchdown loss at seventh-ranked Texas Tech.

At season's end, several Bears earned post-season honors, including first-team All-Big 12 selections **Jason Smith** (offensive tackle), **Joe Pawelek** (linebacker) and **Jordan Lake** (safety). Griffin was named Big 12 Freshman of the Year, and Smith earned All-America honors from several outlets. Smith also was selected by the St. Louis Rams with the second overall pick in the 2009 NFL Draft, tying for the highest-drafted player in Baylor history regardless of sport.

After a promising start, the 2009 season suffered injury setbacks in the season's first month, including the season-ending loss of superstar quarterback and face-of-the-program Griffin III in the third game (all told, eight different starters missed games in 2009 due to injury). The Bears remained competitive, but a season that began with a road win over ACC power Wake Forest and the team receiving votes in the AP Top 25 poll ended with a 4-8 record. The Bears notched a second impressive road victory in 2009, upsetting Missouri, 40-32, in Columbia.

Year three of the Briles era marked Baylor's return to the postseason landscape in 2010. Baylor entered the 2010 season as owners of the seventh-longest active bowl drought among NCAA Division I FBS schools. It also entered the season with the return of Griffin III, who missed the 2009 season's final nine games with a torn ACL. Baylor opened the season with

back-to-back home victories over Sam Houston State and Buffalo. Following a 45-10 setback at eventual Rose Bowl champion TCU in the third week, the Bears returned to the win column with a decisive 30-13 road win at Rice.

With a 3-1 record, Baylor opened Big 12 play at Floyd Casey Stadium against Kansas. Griffin III and the Bears re-wrote the Baylor record book with a record-setting 55-7 win over the Jayhawks. RG3 threw for a then-career-best 380 yards and connected with **Josh Gordon**, who turned a short pass into a school-record 94-yard TD reception. It was also Baylor's most lopsided conference victory ever.

The following week, Baylor and Texas Tech met in the Dallas/Fort Worth Metroplex — this time at Cotton Bowl Stadium. Griffin III set a new career high with 384 passing yards and four touchdowns, but the Red Raiders held on for a 45-38 victory. Baylor RB **Terrance Ganaway** became a YouTube sensation after returning a Texas Tech onside kick 38 yards for a score.

In the final meeting as Big 12 rivals, Baylor fended off a late Colorado charge, defeating the Buffaloes, 31-25, in Boulder, pushing the Bears' record to 5-2 overall. Baylor's 47-42 Homecoming victory Oct. 23 against Kansas State marked its sixth win of the season, making the Bears bowl-eligible for the first time since 1995. Once the clock hit 0:00, fans stormed the field in celebration of Baylor snapping its 16-year bowl drought. Following its bowl-eligibility-clinching win, Baylor returned to the Top 25 polls for the first time in more than a decade. Baylor debuted at No. 25 in the AP Top 25 — it's first AP ranking since 1993, while jumping into the ESPN/USA TODAY Top 25 Coaches' poll (No. 24) for the first time since 1995.

The Bears defended their new rankings with a 30-22 win at longtime rival Texas, earning their first win in Austin since 1991.

At 7-2, the Bears closed the regular season with three nationally ranked Big 12 South foes — Oklahoma State, Texas A&M and Oklahoma — and were on the losing side of all three.

On Sunday, Dec. 5, Baylor accepted an invitation to play Illinois in the 2010 Texas Bowl at Reliant Stadium in Houston, finally snapping its long bowl drought.

And while it had been a long wait for Baylor to make it back to a bowl game, the Bears were unable to stop Illinois' backfield duo of Mikel Leshoure and Nathan Scheelhasse. Illinois handled the Bears, 38-14, in front of a pro-Baylor crowd at Reliant Stadium. In the loss, though, **Jay Finley** broke **Walter Abercrombie's** single-season school rushing record, finishing the 2010 season with 1,218 rushing yards. Griffin III also became Baylor's all-time leading passer, breaking the previous mark held by **J.J. Joe**.

Two Baylor players — **Phil Taylor** and **Danny Watkins** — were drafted in the first round of the 2011 NFL Draft, giving the Bears two first-round draft picks for the first time since 1957.

During a historic record-breaking 2011 season, Briles led Baylor to a school-record 10 wins and its highest final ranking (12th) since



## PROGRAM HISTORY

1986, earned the school's first bowl victory in 19 years and coached the first Heisman Trophy winner in program history – quarterback **Robert Griffin III**.

Briles' accomplishments were recognized when he was named a 2011 Paul "Bear" Bryant Coach of the Year Award finalist. The Bears finished the 2011 season with a 10-3 record, including a memorable 67-56 Alamo Bowl win over Washington, and ranked 12th (coaches) and 13th (AP) nationally. Baylor's offense set or tied 108 school records and three Bears -- national player of the year RG3, all-time receiving leader **Kendall Wright** and single-season rushing leader **Terrance Ganaway** -- earned All-America honors.

The Bears finished 2011 on a six-game winning streak. In that streak, Baylor beat No. 5 Oklahoma for the first time in program history, defeated Texas in back-to-back years for the first time since 1991-92, knocked off Texas Tech for the first time in Big 12 play and pulled off the program's largest comeback ever with a 21-point fourth quarter rally to win in overtime at Kansas.

Briles' powerful offense ranked No. 2 nationally in 2011, averaging 587.1 yards per game, and was the only offensive unit nationally to rank in the top 10 in both passing (fourth, 351.5 ypg) and rushing (10th, 235.6 ypg).

The Bears shattered records at the turnstiles in 2011 as well, as school records for attendance (289,574 in seven games) and average attendance (41,368) were set in 2011. Baylor finished a perfect 7-0 at Floyd Casey Stadium, just the third perfect record in the stadium's history and a school record for home wins in a single season.

For the second-consecutive season, two Baylor players – Griffin III and Wright – were selected in the first round of the 2012 NFL Draft. Griffin III, drafted No. 2 overall, and Wright, drafted 21st overall, were among five BU players taken in the draft.

Despite the departure of Griffin III and the four other NFL Draft picks from its record-breaking 2011 squad, the Bears opened 2012 just how they had finished 2011 – winning.

Baylor notched victories in each of its first three contests to rack up the second-longest winning streak in school history at nine. However, the defeats piled up quickly after that as BU fell to 3-4 with four straight losses to open Big 12 play.

From that point, the Bears would win five of their next six games, including a thrashing of No. 1-ranked Kansas State, 52-24, (the school's first-ever win over the nation's top-ranked team) to finish the season 8-5.

Following the win over K-State, Baylor knocked off Texas Tech at Cowboys Stadium, 52-45, in an overtime thriller to become bowl-eligible for a third-straight year.

The Bears took care of Oklahoma State in the final regular-season game to record three-straight years of at least seven wins for the first time since 1949-51. In total, Baylor had won 25 games over the previous three years, which

was the most in any three-year stretch in school history.

Playing in a third-consecutive bowl game for the first time in school history, Baylor produced a dominating 49-26 Holiday Bowl win over No. 17 UCLA.

The 2012 Bears finished second nationally in total offense (572.3 ypg), and boasted offensive standouts in QB **Nick Florence** (second in nation in total offense - 375.2 ypg), unanimous All-American and Biletnikoff Award finalist **Terrance Williams** (led the nation with 1,832 receiving yards) and All-American offensive lineman **Cyril Richardson**.

Williams was picked in the third round of the NFL Draft by the Dallas Cowboys, giving BU four receivers drafted in four years.

The 2013 season provided a perfect final chapter for Floyd Casey Stadium as the Bears won their first Big 12 championship in their last season at the facility.

Before conference action, Baylor grabbed national headlines with an electrifying offense that powered the Bears to home wins over Wofford (69-3), Buffalo (70-13) and ULM (70-7).

The scoring did not stop once Big 12 play started as the Bears set league and school records for points in a 73-42 win over West Virginia. Next, Baylor took its show on the road and picked up its first-ever win in Manhattan, Kan., with a 35-25 victory vs. Kansas State. Baylor returned to Waco and won a school record seventh-straight Big 12 game, in a 71-7 Homecoming romp over Iowa State, before setting a school record with its 11th-consecutive victory overall in a 59-14 triumph at Kansas.

Facing its first ranked foe of the season, Baylor wowed a crowd of 50,437 at Floyd Casey Stadium by dominating 12th-ranked Oklahoma, 41-12, to start the season 8-0 for the first time in school history.

BU beat Texas Tech for a third-straight year at AT&T Stadium in Arlington, 63-34. Following that game, the Bears achieved their highest AP rank since 1953 of No. 3.

Baylor's school-record marks of 13-straight wins and 10-consecutive Big 12 victories came to an end with a 49-17 setback at No. 10 Oklahoma State in below-freezing temperatures. The Bears rebounded with a 41-38 win at TCU for a school-record tying 10th victory on the season.

In the final game of the regular season and the final game at Floyd Casey Stadium, Baylor took out Texas for the third time in four years, 30-10, to win the Big 12 title outright. With the largest crowd (51,728) in stadium history in attendance, BU set school records for total season attendance (321,639) and season average attendance (45,948).

Baylor finished a perfect 7-0 at Floyd Casey Stadium, just the fourth perfect record in the stadium's history, tying a school record for home wins in a single season. Baylor's all-time record at "The Case" finished at 191-146-5.

The Big 12 title qualified the Bears for a BCS game, the Tostitos Fiesta Bowl, for the first time in school history. In its fourth-consecutive bowl appearance, Baylor dropped a 52-42 deci-

sion to No. 15 UCF.

The 2013 Bears finished No. 1 nationally in total offense (618.8 ypg), and set an NCAA record with 681 total points in a 13-game season. Individually, a program-best five players earned All-America honors, including S **Ahmad Dixon**, WR **Antwan Goodley**, QB **Bryce Petty**, Richardson and P **Spencer Roth**.

Dixon and Richardson, along with CB **Demetri Goodson**, WR **Tevin Reese** and RB **Lache Seastrunk**, were selected in May's NFL draft.

After closing down Floyd Casey Stadium in style in 2013, Baylor opened up state-of-the-art McLane Stadium with another Big 12 Conference title in 2014.

In the inaugural game at the \$260-million Jewel of the Brazos, Baylor shut out SMU, 45-0, with former president George W. Bush on hand for the ceremonial coin toss.

In two other non-league games, Baylor rolled to wins over Northwestern State (70-6) and at Buffalo (63-21).

From there, BU opened up Big 12 play with road victories at Iowa State (49-28) and Texas (28-7).

The Bears had been ranked No. 10 in the preseason, their first such designation since 1986, and then rose to No. 5 heading into a showdown with No. 9 TCU in Waco – only the second top-10 game in the city's history.

In one of the greatest games in all of college football for 2014, the Bears scored 24-straight points in the final 11 minutes of the game, capped by **Chris Callahan's** 28-yard field goal as time expired to beat the Horned Frogs, 61-58.

The win pushed Baylor to a 6-0 start for a second-straight season, the first time for that accomplishment in school history.

Despite peaking at No. 4 in the AP poll, the Bears fell in their next game at West Virginia, 41-28.

Baylor returned home to cruise to a Homecoming victory, 60-14, over Kansas as fans striped McLane Stadium in green and gold.

Back out on the road, the Bears posted their first-ever win in Norman, Okla., by blowing past 16th-ranked Oklahoma, 48-14, with BU scoring the final 45 points of the game to snap a 37-game losing streak in road games against ranked opponents.

BU ended conference play on a five-game win streak after taking care of Oklahoma State, 49-28, Texas Tech, 48-46, and Kansas State, 38-27.

In that final game of the regular season against the Wildcats with a Big 12 title on the line, Baylor pleased the largest crowd of the season at McLane Stadium (47,934) by hoisting its second-straight league trophy.

In the first year of the College Football Playoff, the Bears were the final team left out of the four-team tournament, settling instead to play at the Goodyear Cotton Bowl. In its fifth-consecutive bowl appearance, Baylor jumped out to a 41-21 lead, but ultimately fell to No. 7 Michigan State, 42-41, in heartbreaking fashion.

The 2014 Baylor squad finished No. 1 nationally in total offense (581.5 ypg) and scoring (48.2), while tying a school-record with 11 wins

## PROGRAM HISTORY

and ending the year with a program-high ranking of No. 7 (AP) and No. 8 (coaches).

Individually, a program-best tying five players earned All-America honors, including WR **Cory Coleman**, OL **Spencer Drango**, LB **Bryce Hager**, DE **Shawn Oakman** and QB **Petty**.

Hager and Petty were selected in May's NFL draft, giving Baylor the most pro selections in the state of Texas over the last four years (16).

After winning two-straight Big 12 titles, Baylor rolled into the 2015 season with the highest preseason rankings in school history at No. 4 in both the AP Top 25 and Amway Coaches Poll.

The Bears dominated their opening non-conference games, winning at SMU (56-21) and then besting Lamar (66-31) and Rice (70-17).

BU opened up Big 12 play by taking care of Texas Tech for a fifth-straight year, 63-35, at AT&T Stadium in Arlington. Big wins at Kansas (66-7) and against West Virginia (62-38) pushed the Bears up to a program-best No. 2 in both polls heading into a Homecoming contest versus Iowa State.

On a rain-soaked afternoon, Baylor built a 35-0 lead on the Cyclones in the second quarter and cruised to a 45-27 victory, but lost record-setting QB **Seth Russell** to a season-ending neck injury during the game.

With true freshman QB **Jarrett Stidham** at the helm, the Bears raced out to a 31-10 lead at Kansas State and then held on for a 31-24 triumph in Manhattan.

The following week, BU suffered its first-ever loss at McLane Stadium to No. 12/11/12 Oklahoma, 44-34. The defeat snapped a nation's-best 20-game home win streak. The Bears bounced back a week later to upset No. 4/4/6 Oklahoma State, 45-35, in Stillwater to halt an 11-game losing streak to the Cowboys on the road. With Stidham sidelined with a season-ending injury in the first half, third-string QB **Chris Johnson** accounted for three TDs to lead BU to victory.

With the injuries mounting, Baylor went on to lose its final two games of the regular season – first at TCU in double overtime, 28-21, in the midst of a frigid rain storm that limited the Bears to only one completed pass after halftime; and then at home to Texas, 23-17. With Johnson out of the game due to a concussion, the Bears switched to a "Wild Bear" offense in the second half and rallied from a 20-0 deficit to cut the margin to 20-17, but RB **Johnny Jefferson's** heave at the end of regulation fell short in a 23-17 loss.

Earning a school-record sixth-straight trip to a bowl game, the Bears faced No. 10/11/10 North Carolina in the Russell Athletic Bowl in Orlando, Fla. Playing without Russell, Stidham, leading rusher **Shock Linwood** and leading receiver **Coleman**, Baylor rolled to an NCAA bowl-record 645 yards of rushing to upset the Tar Heels, 45-35. Jefferson was named the game's MVP after compiling a school-record 299 yards rushing.

The 2015 Baylor squad finished No. 1 nationally in total offense (616.2 ypg) and scoring (48.1), and ended the year ranked No. 13 by both AP and the coaches.

On the merits of a record-setting year, Coleman won the Biletnikoff Award as the nation's top receiver after catching 74 passes for 1,363 yards and 20 TDs in 12 games. The 20 TDs were the most in a single season in BU history, third-most in Big 12 history and ninth-most in NCAA history.

Individually, three Bears earned All-America honors, including Coleman, DT **Andrew Billings** and Outland Trophy finalist **Spencer Drango**, who was just the sixth two-time All-American in program history.

Billings, Coleman and Drango, along with CB **Xavien Howard** and LS **Jimmy Landes**, were all picked in May's NFL draft.

Under interim head coach **Jim Grobe**, Baylor got off to a 6-0 start in 2016 that included a 35-24 win over Oklahoma State and a 45-42 thriller over Iowa State on the road. That assured the Bears of a program-record seventh-straight bowl berth, with BU closing out a 7-6 season with a 31-12 win over Boise State at the Motel 6 Cactus Bowl at Chase Field in Phoenix, Ariz.

Freshman QB **Zach Smith** threw for 375 yards and three touchdowns in the bowl game victory, while receiver **KD Cannon** earned offensive MVP honors with a school bowl-record 14 catches for 226 yards and two touchdowns. **Phil Bennett's** defense forced three turnovers, recorded three sacks and kept the Broncos (10-3) out of the end zone until the last two minutes of the game.

Cannon, center **Kyle Fuller**, defensive end **K.J. Smith** and DB **Orion Stewart** earned first-team All-Big 12 honors, with Fuller being the Bears' only draft pick, taken by the Houston Texans in the seventh round.

On December 6, 2016, **Matt Rhule** was hired as the 27th football coach in Baylor history following a stellar four-year run as the coach at Temple University.

After an 0-8 start in 2017 that included four one-score losses, freshman QB **Charlie Brewer** threw for 315 yards and three touchdowns in his first start, leading the Bears to a 38-9 road win over Kansas. Kansas City native **Ishmail Wainright**, who was 0-10 against KU in four seasons with the men's basketball team, caught a nine-yard TD pass from Brewer on the tight end's first reception.

While defensive tackle **James Lynch** was named a Freshman All-American by ESPN, Brewer and sophomore receiver **Denzel Mims** earned All-Big 12 honors. Mims had 61 catches for 1,087 yards and eight touchdowns to get a spot on the All-Big 12 second team, with Brewer named Co-Offensive Freshman of the Year after completing 68.2% of his passes and throwing for 1,562 yards.

Rhule's second season in Waco went much better, with Baylor tying for fifth in the Big 12 and picking up conference wins over Kansas (26-7), Kansas State (37-34), Oklahoma State (35-31) and Texas Tech (35-24). In the regular-season finale at AT&T Stadium in Arlington, Brewer passed for 308 yards and three TDs and rushed for another in the win over the Red Raiders that clinched the Bears' eighth bowl bid in nine

years.

Back in the Texas Bowl for the first time since ending its bowl drought in 2010, Baylor capped a 7-6 season with a thrilling 45-38 shootout win over Vanderbilt at NRG Stadium in a game that produced over 1,200 yards total offense.

Throwing for a Texas Bowl-record 384 yards and two touchdowns and adding a career-best 109 yards and one TD on the ground, Brewer earned MVP honors. Making his first start, running back **Trestan Ebner** had a combined 199 yards rushing and receiving and scored on a 34-yard run and 75-yard pass from Brewer.

One of four Division I transfers who sat out during the 2017 season, senior receiver **Jalen Hurd** earned Big 12 Offensive Newcomer of the Year honors, hauling in 69 passes for 946 yards and four touchdowns. A third-round draft pick by the San Francisco 49ers, Hurd rushed for 2,638 yards in three seasons as a running back at Tennessee.

Two years removed from a one-win season, the Bears put together a magical 2019 season that goes down as one of the best in program history. Not only did Baylor match the most wins in school history (11-3), the Bears appeared in their first Big 12 Championship game and second-ever Sugar Bowl.

Named the Big 12 Defensive Player of the Year, Defensive Lineman of the Year and a unanimous All-American, **James Lynch** broke the school records with 13.5 sacks for the season and 22.5 for his career. The two-time first-team All-Big 12 pick was also a Hendricks Award finalist, recording 41 total tackles, 19.5 tackles for loss, five pass deflections, three forced fumbles, two fumble recoveries and two blocked kicks.

Matching the best start in program history, Baylor won its first nine games in climbing to as high as 10th in the coaches' Top 25. After beating three-straight in-state opponents in non-conference play, the Bears opened league play with a 23-21 win over Iowa State, when **John Mayers** hit a 38-yard field goal into the wind with 21 seconds left.

Becoming bowl-eligible, BU rolled over Kansas State, 31-12, and pulled out a 33-30 double-OT win over Texas Tech after **Charlie Brewer** led the Bears to a game-tying field goal on the last play of regulation. **JaMycal Hasty** ended it with a five-yard TD run in the second overtime period after hauling in an 18-yard catch.

Keeping things rolling, Baylor overcame another fourth-quarter deficit in a rare road win at Oklahoma State (45-27), then **Bravvion Roy** blocked a potential game-tying field goal that clinched a 17-14 win over West Virginia. It took a career-long 51-yard field goal by Mayers to tie it in regulation, but Mims caught two TD passes in a 29-23, three-OT win at TCU that stretched Baylor's winning streak to 11 games.

BU's fourth-quarter magic finally ran out in a 34-31 loss to the eighth-ranked Oklahoma Sooners, who trailed by three touchdowns at halftime. The Bears got a rematch in the Big 12 Championship three weeks later, but came up short again in a 30-23 overtime loss to OU with a potential spot in the College Football Playoffs

## PROGRAM HISTORY

on the line.

A valiant second-half comeback wasn't enough against fifth-ranked Georgia in the Sugar Bowl, with Baylor falling to the Bulldogs, 26-14. Before getting knocked out of the game with 8:52 left, Brewer threw for 211 yards and one touchdown and added a third-quarter TD run that at least gave the Bears a chance.

In addition to Lynch, DB **Grayland Arnold** was named a second-team All-American by Sports Illustrated and Rhule was the Big 12 and AFCA region coach of the year. Earning first-team all-league honors were Lynch, Roy, Mims and offensive tackle **Sam Tecklenburg**.

A total of 14 players were drafted or signed free-agent contracts, with Mims (2nd round, New York Jets), Lynch (4th round, Minnesota Vikings), Roy (6th round, Carolina Panthers) and linebacker **Clay Johnston** (7th round, Los Angeles Rams) giving the Bears multiple draft picks for the seventh time in 11 years.

Following the 2019 season, Rhule departed for the NFL as head coach for the Carolina Panthers and took the bulk of his staff with him, including offensive coordinator **Jeff Nixon** and defensive coordinator **Phil Snow**.

Fresh off winning a National Championship as defensive coordinator at LSU, **Dave Aranda** was hired as the program's 28th head football coach on Jan. 16, 2020. Considered one of the top defensive minds in the game, Aranda had also served as the DC at Wisconsin, Utah State, Hawaii and Delta State in a 24-year college coaching career that began at California Lutheran.

"Dave is a special person who loves football and his student-athletes, is highly intellectual and is a great mission fit for both Baylor Athletics and the University at large," Baylor VP and Director of Athletics **Mack B. Rhoades IV** said.

In one of the most difficult scenarios a first-year head coach has ever faced, Aranda didn't even have a spring training or summer offseason program because of the COVID-19 pandemic and had to do most of his preseason planning virtually. The Bears went through multiple virus-related stoppages and finished 2-7 in a conference-only schedule that included wins over Kansas (47-14) and K-State (32-31).

A second-team All-American as a kick returner, **Trestan Ebner** became the first player in the 25-year history of the Big 12 to score touchdowns on a run, a reception and a return in the same game, returning two kickoffs for TDs in the blowout win over Kansas. **Charlie Brewer**, the "Cardiac Kid," led three fourth-quarter scoring drives and twice brought the Bears back from nine-point deficits to beat KSU on **John Mayers'** 30-yard field goal as time expired.

Ebner and safety **Jalen Pitre** earned first-team All-Big 12 honors, while Arkansas State transfer defensive end **William Bradley-King** was selected in the seventh round of the NFL Draft by the Washington Football Team.

Year 2 of the **Dave Aranda** era will go down as the best in school history and one of the biggest one-year turnarounds in the long history of college football. The Bears (12-2) had the most

single-season wins in school history, captured their third Big 12 title in nine years and won a New Year's Day bowl game for the first time in 65 years.

The feel-good story of **Jalen Pitre**, the lone Baylor commitment when Matt Rhule was hired in December 2016, became a much bigger story in 2021. Playing the hybrid safety/linebacker STAR position, Pitre was a consensus All-American and Big 12 Defensive Player of the Year, recording 18.0 tackles for loss, 76 total tackles, three sacks, two interceptions and three fumble recoveries.

Arguably, though, the biggest difference was the offense's improvement under first-year coordinator **Jeff Grimes**. A balanced attack averaged 219.3 yards rushing (10th nationally) and 203.4 yards passing per game while allowing just 18 sacks in 14 games behind an experienced O-line that added grad transfers **Jacob Gall** and **Grant Miller**.

In its first real test of the year, Baylor knocked off a ranked opponent for the first time in almost six years, holding off 14th-ranked Iowa State, 31-29, at McLane Stadium. **Trestan Ebner** scored on a 98-yard kickoff return, set up another score with a 41-yard punt return and sealed the deal when he recovered an onside kick with 24 seconds left.

Oklahoma State handed BU its first loss of the season (24-14), but the Bears bounced back with wins over West Virginia (45-20), 19th-ranked BYU (38-24) and Texas (31-24) to go into the final month at 7-1 overall and 4-1 in conference. After stumbling in a 30-28 road loss at TCU, Baylor wouldn't lose again, closing the regular season with wins over No. 4 Oklahoma (27-14), Kansas State (20-10) and Texas Tech (27-24).

Back in the Big 12 Championship game for the second time in three years, the Bears made the most of their second chance. Baylor's defense intercepted All-Big 12 quarterback Spencer Sanders four times and came up with the defining play of the season, when former walk-on safety **Jairon McVea** stopped OSU running back Dezmon Jackson inches short of the goal line to preserve a 21-16 win. Redshirt freshman QB **Blake Shapen** completed his first 17 passes in earning Most Outstanding Player honors.

That salty defense was up to the task again versus No. 6 Ole Miss, recording a Sugar Bowl-record 10 sacks, scoring on a 96-yard interception return by **Al Walcott** and getting two picks by safety **JT Woods** in a 21-7 win to become the first Baylor team in school history to win 12 games.

While the offense sputtered most of the night, converted linebacker **Abram Smith** rushed for 172 yards on 25 carries and shattered **Terrance Ganaway's** single-season record with 1,601 yards rushing. Sidelined by a hamstring injury in the previous two games, junior QB **Gerry Bohanon** tossed a two-yard TD pass to **Tyquan Thornton** that gave the Bears a two-touchdown lead midway through the fourth quarter.

A finalist for National Coach of the Year, Aranda was named Big 12 Coach of the Year by the Associated Press. Pitre (Defensive POY),

**Ebner** (Special Teams POY), **Connor Galvin** (Offensive Lineman of the Year) and sophomore nose tackle **Siaki Ika** (Defensive Newcomer of the Year) picked up individual honors from the league's coaches and earned first-team All-Big 12 honors along with linebacker **Terrel Bernard**.

Tying the program record for a seven-round draft, Baylor had six players picked in the 2022 NFL Draft. After a busy second day that saw Pitre (Houston Texans) and Thornton (New England Patriots) taken in the second round and Woods (L.A. Chargers) and Bernard (Buffalo Bills) picked in the third round, Ebner got selected in the sixth round by the Chicago Bears and the Bills took cornerback **Kalon "Boogie" Barnes** in the seventh.

Unable to match that magical 2021 season, the Bears had tough road losses early in '22 at BYU and West Virginia and fell on the last play of the game, 29-28, to a TCU team that eventually played for the national championship.

The highlights of a 6-7 season were back-to-back road wins over Texas Tech and Oklahoma to become bowl-eligible for the 11th time in 13 seasons. Baylor's defense came up big with five interceptions in the 45-17 victory over Texas Tech and former BU assistant Joey McGuire, then Craig "Sqwirl" Williams rushed for a career-best 192 yards and two touchdowns on 25 carries to beat OU on the road, 38-35, for just the second time in program history.

Making its second-straight bowl appearance under Dave Aranda, Baylor ended the season with a 30-15 loss to Air Force in a frigid Armed Forces Bowl in Fort Worth.

A first-team All-Big 12 pick and third-team All-American, defensive lineman Siaki Ika was drafted in the third round by the Cleveland Browns. Richard Reese rushed for a freshman school-record 972 yards and was named Big 12 Offensive Freshman of the Year, while Dillon Doyle earned second-team all-league honors at fullback and linebacker and was named a first-team Academic All-American.

— by Dave Campbell and Jerry Hill





# CONFERENCE CHAMPIONSHIPS

## 1915 SOUTHWEST CONFERENCE

SCHOOL	CONFERENCE						OVERALL					
	W	L	T	PCT.	PF	PA	W	L	T	PCT.	PF	PA
<b>BAYLOR</b>	3	0	0	1.000	48	6	7	1	0	.875	188	22
Oklahoma	3	0	0	1.000	63	20	10	0	0	1.000	370	54
Arkansas	1	1	0	.500	14	32	4	2	1	.643	121	55
Texas	2	2	0	.500	117	27	6	3	0	.667	335	69
Texas A&M	1	1	0	.500	13	7	6	2	0	.750	182	34
Rice	1	2	0	.333	7	85	5	3	0	.625	122	143
Oklahoma A&M	0	3	0	.000	22	52	4	5	1	.450	161	93
Southwestern	0	2	0	.000	0	55	4	3	0	.571	46	82

## 1922 SOUTHWEST CONFERENCE

SCHOOL	CONFERENCE						OVERALL					
	W	L	T	PCT.	PF	PA	W	L	T	PCT.	PF	PA
<b>BAYLOR</b>	5	0	0	1.000	138	20	8	3	0	.727	295	128
Texas	2	1	0	.667	55	21	7	2	0	.778	202	68
Texas A&M	2	2	0	.500	51	37	5	4	0	.556	166	69
SMU	2	2	0	.500	49	45	6	3	1	.650	235	69
Oklahoma A&M	2	3	0	.400	47	61	5	4	1	.550	137	86
Arkansas	1	3	0	.250	29	104	5	4	0	.556	138	123
Rice	1	4	0	.200	31	112	4	4	0	.500	74	122

## 1924 SOUTHWEST CONFERENCE

SCHOOL	CONFERENCE						OVERALL					
	W	L	T	PCT.	PF	PA	W	L	T	PCT.	PF	PA
<b>BAYLOR</b>	4	0	1	.900	80	33	7	2	1	.750	149	66
SMU	2	0	4	.667	57	47	5	1	4	.700	92	59
Rice	2	2	0	.500	41	39	4	4	0	.500	85	69
Texas A&M	2	2	1	.500	55	5	7	2	1	.750	229	35
Oklahoma A&M	1	1	1	.500	43	30	6	1	2	.778	117	50
Texas	2	3	0	.400	42	57	5	3	1	.611	109	64
Arkansas	1	2	1	.333	34	47	7	2	1	.750	227	69
TCU	1	5	0	.167	20	84	4	5	0	.445	86	96

## 1974 SOUTHWEST CONFERENCE

SCHOOL	CONFERENCE						OVERALL					
	W	L	T	PCT.	PF	PA	W	L	T	PCT.	PF	PA
<b>BAYLOR</b>	6	1	0	.857	148	95	8	4	0	.667	252	223
Texas	5	2	0	.714	240	107	8	4	0	.667	367	202
Texas A&M	5	2	0	.714	139	74	8	3	0	.727	222	131
Arkansas	3	3	1	.500	153	122	6	4	1	.591	285	164
SMU	3	3	1	.500	140	151	6	4	1	.591	221	240
Texas Tech	3	4	0	.429	111	107	6	4	2	.583	193	158
Rice	2	5	0	.286	83	153	2	8	1	.227	117	222
TCU	0	7	0	.000	50	255	1	10	0	.091	79	345

## 1980 SOUTHWEST CONFERENCE

SCHOOL	CONFERENCE						OVERALL					
	W	L	T	PCT.	PF	PA	W	L	T	PCT.	PF	PA
<b>BAYLOR</b>	8	0	0	1.000	208	77	10	2	0	.833	317	159
SMU	5	3	0	.625	168	100	8	4	0	.667	324	192
Houston	5	3	0	.625	157	127	7	5	0	.583	236	190
Texas	4	4	0	.500	170	168	7	5	0	.583	267	214
Rice	4	4	0	.500	141	154	5	6	0	.455	175	215
Arkansas	3	5	0	.375	165	184	7	5	0	.583	262	236
Texas Tech	3	5	0	.375	112	155	5	6	0	.455	178	188
Texas A&M	3	5	0	.375	128	172	4	7	0	.364	160	259
TCU	1	7	0	.125	116	228	1	10	0	.091	143	295

## 1994 SOUTHWEST CONFERENCE

SCHOOL	CONFERENCE						OVERALL					
	W	L	T	PCT.	PF	PA	W	L	T	PCT.	PF	PA
<b>BAYLOR</b>	4	3	0	.571	220	197	7	5	0	.583	362	277
Rice	4	3	0	.571	130	114	5	6	0	.455	206	203
Texas	4	3	0	.571	223	172	8	4	0	.667	366	291
TCU	4	3	0	.571	170	176	7	5	0	.583	302	301
Texas Tech	4	3	0	.571	195	94	6	6	0	.500	312	246
Houston	1	6	0	.143	95	267	1	10	0	.091	115	402
SMU	0	6	1	.071	115	233	1	9	1	.136	197	343
x-Texas A&M	6	0	1	.929	198	93	10	0	1	.955	319	147

x-ineligible for SWC championship

## 2013 BIG 12 CONFERENCE

SCHOOL	CONFERENCE						OVERALL					
	W	L	T	PCT.	PF	PA	W	L	T	PCT.	PF	PA
<b>BAYLOR</b>	8	1	0	.889	430	231	11	2	0	.846	681	306
Oklahoma	7	2	0	.778	262	215	11	2	0	.846	427	287
Oklahoma State	7	2	0	.778	341	199	10	3	0	.769	508	281
Texas	7	2	0	.778	274	215	8	5	0	.615	381	336
Kansas State	5	4	0	.556	295	226	8	5	0	.615	432	298
Texas Tech	4	5	0	.444	293	331	8	5	0	.615	465	397
TCU	2	7	0	.222	188	232	4	8	0	.333	301	303
West Virginia	2	7	0	.222	251	339	4	8	0	.333	316	400
Iowa State	2	7	0	.222	219	356	3	9	0	.250	298	432
Kansas	1	8	0	.111	126	335	3	9	0	.250	184	382

## 2014 BIG 12 CONFERENCE

SCHOOL	CONFERENCE						OVERALL					
	W	L	T	PCT.	PF	PA	W	L	T	PCT.	PF	PA
<b>BAYLOR</b>	8	1	0	.889	408	263	11	0	2	.846	627	332
TCU	8	1	0	.889	428	223	12	0	1	.923	604	247
Kansas	7	2	0	.778	303	197	9	0	4	.692	465	301
Oklahoma	5	4	0	.556	333	264	8	0	5	.615	473	337
Texas	5	4	0	.556	209	211	6	0	7	.462	278	310
West Virginia	4	4	0	.556	281	244	7	0	6	.538	435	359
Oklahoma State	4	5	0	.444	215	311	7	0	6	.538	359	406
Texas Tech	2	7	0	.222	266	385	4	0	8	.333	366	495
Kansas	1	8	0	.111	153	320	3	0	9	.250	214	399
Iowa State	0	9	0	.000	207	385	2	0	10	.167	278	466

## 2021 BIG 12 CONFERENCE

SCHOOL	CONFERENCE						OVERALL					
	W	L	T	PCT.	PF	PA	W	L	T	PCT.	PF	PA
<b>*BAYLOR</b>	7	2	0	.778	268	182	12	2	0	.857	443	256
Oklahoma State	8	1	0	.889	310	138	12	2	0	.857	435	253
Oklahoma	7	2	0	.778	322	252	11	2	0	.846	508	335
Iowa State	5	4	0	.556	313	207	7	6	0	.538	407	267
Kansas State	4	5	0	.444	223	206	8	5	0	.615	358	273
West Virginia	4	5	0	.444	205	241	6	7	0	.462	328	310
Texas	3	6	0	.333	376	350	5	7	0	.417	493	408
TCU	3	6	0	.333	231	342	5	7	0	.417	344	419
Texas Tech	3	6	0	.333	275	391	7	6	0	.538	429	462
Kansas	1	8	0	.111	177	391	2	10	0	.167	249	506

\*Defeated Oklahoma State 21-16 in Big 12 Championship Game

# ALL-TIME RESULTS

**NOTE:** The rankings indicated from 1936 through 2015 in all instances are at game time, based on The Associated Press poll. Baylor's ranking is listed first, the opponent's ranking second. Early season games from 1936 through 1949 have no dash because the first polls in those seasons were not taken until after the season began. From 1936 to 1960 and again from 1968 until 1988, the AP ranked the top 20 teams, from 1961 to 1967 the top 10 and since 1989, the top 25. The source for the weekly rankings from Oct. 19, 1936, through Jan. 3, 1984, was *Football Rankings, College Teams in The Associated Press Poll, 1936-1984*, compiled by Lowell R. Greunke (Jefferson, N.C., McFarland & Co., Inc., 1984).

T — Thanksgiving Day  
HC — Homecoming  
\* — conference game

## R.H. HAMILTON 1899-1900 5-1-1

**1899 R.H. HAMILTON 2-1-1**

Team Captain: Tom E. Cranfill

DATE	OPPONENT	RESULT
	TOBY'S BUSINESS	W 20-0
	TEXAS A&M	L 0-33
	TOBY'S BUSINESS	W 6-0
	TCU	T 0-0

## 1900 R.H. HAMILTON 3-0

Team Captain: Homer B. "Buck" Fisher

DATE	OPPONENT	RESULT
11/4	at Austin College	W 11-0
	TRINITY	W 17-0
11/30	WEATHERFORD	W 16-0

## W.J. RITCHIE 1901 5-3

**1901 W.J. RITCHIE 5-3**

Team Captain: Homer B. "Buck" Fisher

DATE	OPPONENT	RESULT
10/6	ST. EDWARDS	W 23-0
	Texas A&M (Dallas)	W 17-6
10/26	OKLAHOMA	L 6-17
10/29	TEXAS	L 0-23
11/5	at Texas A&M	L 0-6
11/23	TCU	W 39-0
11/28	TEXAS A&M (T)	W 47-0
	TCU	W 42-9

## J.C. EWING 1902 3-4-2

**1902 J.C. EWING 3-4-2**

Team Captain: C.D. Lester

DATE	OPPONENT	RESULT
9/27	Trinity (Dallas)	L 5-17
10/10	Texas A&M (Dallas)	L 6-11
10/14	at Texas A&M	L 0-22
10/18	DEAF SCHOOL	T 6-6
10/27	Trinity (Waxahachie)	L 0-33
11/1	TCU	T 0-0
11/22	TCU	W 6-0
11/27	ST. EDWARDS (T)	W 28-0
12/1	TCU	W 20-0

## R.N. WATTS 1903 4-3-1

**1903 R.N. WATTS 4-3-1**

Team Captain: E.T. Wicker

DATE	OPPONENT	RESULT
10/3	TCU	W 12-0
10/17	FORT WORTH UNIV.	W 23-0
10/24	at Texas	L 0-48
11/7	TEXAS A&M	T 0-0
11/14	TEXAS A&M	L 0-16
	at Texas A&M	L 0-5
11/27	TCU	W 5-0
11/30	DEAF SCHOOL	W 6-0

## SOL METZGER 1904 2-5-1

**1904 SOL METZGER 2-5-1**

Team Captain: W.S. Morrow

DATE	OPPONENT	RESULT
10/1	TCU	T 0-0
10/15	TEXAS A&M	L 0-5
10/22	TRINITY	L 0-22
10/31	ARKANSAS	W 17-6
11/5	TEXAS A&M	L 0-10
11/12	TCU	W 17-0
11/19	at Texas	L 0-58
11/24	TCU (T)	L 0-5

## ARCHIE WEBB 1905 1-6

**1905 ARCHIE WEBB 1-6**

Team Captain: C.D. Lester

DATE	OPPONENT	RESULT
9/30	TCU	L 0-16
10/14	Trinity (Waxahachie)	L 0-22
10/21	at Texas	L 0-39
10/28	TEXAS A&M	L 0-42
11/10	TCU	W 10-0
11/19	at Texas A&M	L 5-17
11/29	TCU	L 0-17

## 1906 NO TEAM

## LUTHER BURLESON 1907 4-3-1

**1907 LUTHER BURLESON 4-3-1**

Team Captain: J.J. McCasland

DATE	OPPONENT	RESULT
10/5	TCU	T 6-6
10/12	DEAF SCHOOL	W 33-0
10/19	Fort Worth Univ. (Dallas)	W 11-5
10/26	TRINITY	W 4-0
11/9	at Texas	L 11-27
11/11	TCU	L 10-11
11/28	TCU (T)	W 16-8
12/6	at LSU	L 0-48

# ALL-TIME RESULTS

## E.J. MILLS 1908-1909 8-8

1908 E.J. MILLS 3-5

Team Captain: Charles A. Gantt

DATE	OPPONENT	RESULT
10/3	TCU	L 0-15
10/10	at Texas A&M	W 6-5
10/17	at Texas	L 5-27
10/24	TCU	L 6-10
11/7	at Tulane	L 2-10
11/10	at LSU	L 0-89
11/21	TULANE	W 6-0
11/26	TCU (T)	W 23-8

## 1909 E.J. MILLS 5-3

Team Captain: T.P. Robinson

DATE	OPPONENT	RESULT
10/4	TEXAS STATE	W 55-0
10/9	TRINITY	W 17-6
10/16	TCU	L 0-9
10/20	HASKELL INSTITUTE	W 12-0
10/30	TEXAS A&M	L 6-9
11/5	TCU	L 0-11
11/16	at Hardin-Simmons	W 16-3
11/25	TCU (T) (HC)	W 6-3

## RALPH GLAZE 1910-1912 12-10-3

1910 RALPH GLAZE 6-1-1

Team Captain: T.P. Robinson

DATE	OPPONENT	RESULT
10/1	Daniel Baker (Brownwood)	T 0-0
10/8	AUSTIN COLLEGE	W 31-0
10/18	HASKELL INSTITUTE	W 52-3
10/24	TCU	W 52-0
10/29	POLYTECHNIC	W 39-0
11/8	TEXAS †	L 0-1
11/18	at TCU	W 10-3
11/24	SOUTHWESTERN (T)	W 27-5

† - Baylor left field at halftime with scored tied 6-6 due to dispute with the referee.

## 1911 RALPH GLAZE 3-4-2

Team Captain: W.A. "Jack" Little

DATE	OPPONENT	RESULT
	POLYTECHNIC	T 0-0
	AUSTIN COLLEGE	L 0-9
10/24	at Texas	L 0-11
11/4	LSU	L 0-6
	TCU	W 12-0
	WINCHESTER	W 63-0
	at Southwestern	T 5-5
	at Texas A&M	L 11-22
	TRINITY	W 12-0

## 1912 RALPH GLAZE 3-5

Team Captain: L.L. Cooper

DATE	OPPONENT	RESULT
10/5	AUSTIN COLLEGE	L 6-8
10/12	POLYTECHNIC	W 12-8
10/19	at TCU	L 0-22
10/28	ARKANSAS	W 6-0
11/4	TEXAS	L 7-19
11/11	SOUTHWESTERN	L 6-13
11/16	TRINITY	W 41-0
11/28	Texas A&M (T) (Dallas)	L 0-53

## NORMAN PAINE 1913 3-4-3

1913 NORMAN PAINE 3-4-3

Team Captain: Floyd F. Fouts

DATE	OPPONENT	RESULT
9/28	HOWARD PAYNE	W 15-6
10/4	TEXAS STATE	W 9-7
10/11	POLYTECHNIC	T 0-0
10/16	at Texas	L 0-77
10/23	at LSU	L 0-50
10/25	at Arkansas	L 0-34
10/30	Trinity (Waxahachie)	T 6-6
	DANIEL BAKER	W 6-0
11/21	at Texas A&M	T 14-14
	SOUTHWESTERN	L 7-14

## CHARLES P. MOSLEY 1914-1919 30-18-4

1914 CHARLES P. MOSLEY 3-5-2

Team Captain: J.D. "Eli" Isaacks

DATE	OPPONENT	RESULT
10/3	HOWARD PAYNE	W 9-0
10/10	at Texas	L 0-57
	Trinity (Dallas)	L 0-7
10/17	AUSTIN COLLEGE	T 0-0
10/20	at Oklahoma State	L 0-60
10/27	TCU	W 28-14
11/7	DANIEL BAKER	W 14-0
11/14	TRINITY	T 0-0
11/20	at RICE	L 13-14
11/26	SOUTHWESTERN (T)	L 6-7

## 1915 CHARLES P. MOSLEY 7-1 • 3-0 SWC

SOUTHWEST CONFERENCE CHAMPIONS

Team Captain: Jack R. Norris

DATE	OPPONENT	RESULT
10/3	HOWARD PAYNE	W 3-0
10/8	*at Rice	W 26-0
10/16	Trinity (Dallas)	W 49-0
10/23	*at Southwestern	W 10-0
11/8	SEWANEE	L 3-16
11/13	*OKLAHOMA STATE	W 12-6
11/20	DANIEL BAKER	W 34-0
11/25	TCU (T) (HC)	W 51-0

## 1916 CHARLES P. MOSLEY 9-1 • 3-1 SWC

Team Captain: Theron J. Fouts

DATE	OPPONENT	RESULT
9/30	TEXAS STATE	W 75-0
10/7	SMU	W 62-0
10/14	Trinity (Dallas)	W 37-0
10/18	at Howard Payne	W 46-0
10/28	*at Texas	W 7-3
11/4	*SOUTHWESTERN	W 20-0
11/11	*TEXAS A&M	L 0-3
11/18	*at Oklahoma State	W 10-7
	AUSTIN COLLEGE	W 26-0
11/27	at TCU	W 32-14





# ALL-TIME RESULTS

## 1917 CHARLES P. MOSLEY 6-2-1 • 2-1 SWC

Team Captain: Jack Roach

DATE	OPPONENT	RESULT
9/29	HOWARD PAYNE	W 17-0
10/13	Trinity (Dallas)	W 55-0
10/20	*OKLAHOMA STATE	W 17-0
10/27	HARDIN-SIMMONS	W 103-0
11/3	*TEXAS	W 3-0
11/10	*TEXAS A&M	L 0-7
11/17	at SMU	T 0-0
11/23	at Southwestern	W 26-0
11/29	at TCU (T)	L 0-34

## 1918 CHARLES P. MOSLEY 0-6 • 0-2 SWC

Team Captain: Ross M. Sams

DATE	OPPONENT	RESULT
10/18	McARTHUR FIELD	L 6-7
10/25	BARRON FIELD	L 0-26
11/9	*TEXAS A&M	L 0-19
11/16	*at SMU	L 0-14
11/23	SOUTHWESTERN	L 6-14
12/5	TCU	L 7-12

## 1919 CHARLES P. MOSLEY 5-3-1 • 0-3-1 SWC

Team Captain: Howard C. Wilson

DATE	OPPONENT	RESULT
10/4	RUSK	W 61-0
10/11	*RICE	L 0-8
10/18	AUSTIN COLLEGE	W 17-12
10/25	*at Texas	L 13-29
11/1	SOUTHWESTERN	W 20-0
11/8	*TEXAS A&M	L 0-10
11/17	SEWANEE	W 21-7
11/22	*SMU	T 7-7
11/27	at TCU (T)	W 7-0

## FRANK BRIDGES 1920-1925 35-18-6

### 1920 FRANK BRIDGES 4-4-1 • 1-2-1 SWC

Team Captain: E.M. Dotson

DATE	OPPONENT	RESULT
10/2	AUSTIN COLLEGE	W 9-0
10/9	*at Rice	L 0-28
10/16	TRINITY	W 20-6
10/21	*at Oklahoma State	W 7-0
10/31	SOUTHWESTERN	L 0-7
11/6	*TEXAS A&M	L 0-24
11/13	TCU	L 9-21
11/20	HOWARD PAYNE	W 20-3
11/25	*at SMU (T)	T 0-0

### 1921 FRANK BRIDGES 8-3 • 2-2 SWC

Team Captain: Guy B. Weathers

DATE	OPPONENT	RESULT
9/30	JOHN TARLETON	W 35-0
10/1	at Austin College	W 17-13
10/8	*RICE	W 17-14
10/15	Boston College (Dallas)	L 7-23
10/22	PHILLIPS	W 34-6
10/29	SOUTHWESTERN	W 16-0
11/5	*TEXAS A&M	L 3-14
11/11	HARDIN-SIMMONS	W 21-0
11/18	*at Arkansas	L 12-13
11/24	*SMU (T)	W 28-0
12/3	Mississippi College (Dallas)	W 24-0

## 1922 FRANK BRIDGES 8-3 • 5-0 SWC

SOUTHWEST CONFERENCE CHAMPIONS

Team Captain: Wesley Bradsaw

DATE	OPPONENT	RESULT
9/30	NORTH TEXAS	W 55-0
10/7	HARDIN-SIMMONS	W 42-0
10/14	*at Rice	W 31-0
10/21	*ARKANSAS (First Game)	W 60-13
	PHILLIPS (Second Game)	L 0-47
10/28	MISSISSIPPI COLLEGE	W 40-7
11/4	*TEXAS A&M	W 13-7
11/11	at Boston College	L 0-33
11/18	*at Oklahoma State	W 10-0
11/30	*at SMU (T)	W 24-0
12/9	Haskell Institute (San Antonio)	L 20-21

## 1923 FRANK BRIDGES 5-1-2 • 1-1-2 SWC

Team Captain: Roy Carter Williamson

DATE	OPPONENT	RESULT
9/29	HARDIN-SIMMONS	W 14-0
10/6	NORTH TEXAS	W 33-7
10/13	HOWARD PAYNE	W 20-6
10/20	*at Arkansas	W 14-0
10/27	OUACHITA	W 16-3
11/3	*TEXAS A&M	T 0-0
11/10	*TEXAS	T 7-7
11/29	*at SMU (T)	L 0-16

## 1924 FRANK BRIDGES 7-2-1 • 4-0-1 SWC

SOUTHWEST CONFERENCE CHAMPIONS

Team Captain: Ralph D. Pittman

DATE	OPPONENT	RESULT
9/27	HARDIN-SIMMONS	W 10-6
10/4	NORTH TEXAS	W 30-0
10/11	C. Okla. Teachers (Dallas)	L 6-13
10/18	*ARKANSAS	W 13-0
10/25	AUSTIN COLLEGE	L 3-7
11/1	*TEXAS A&M (HC)	W 15-7
11/8	*at Texas	W 28-10
11/15	*at SMU	T 7-7
11/21	ST. EDWARDS	W 30-7
11/27	*at Rice (T)	W 17-9

## 1925 FRANK BRIDGES 3-5-2 • 0-3-2 SWC

Team Captain: Homer D. Walker

DATE	OPPONENT	RESULT
9/26	at Notre Dame	L 0-41
10/3	NORTH TEXAS	W 20-6
10/13	*TCU (Dallas)	T 7-7
10/17	TRINITY	L 3-10
10/24	HOWARD PAYNE	W 20-4
10/31	*TEXAS A&M (HC)	L 0-13
11/7	*at Texas	L 3-13
11/14	*at SMU	L 6-7
11/20	ST. EDWARDS	W 13-7
11/26	*at Rice (T)	T 7-7



# ALL-TIME RESULTS

## MORLEY JENNINGS 1926-1940 83-60-6

**1926 MORLEY JENNINGS 6-3-1 • 3-1-1 SWC**

Team Captain: George Morris

DATE	OPPONENT	RESULT
9/25	SOUTHWESTERN	W 7-0
10/2	at Loyola (La.)	L 10-13
10/12	*TCU (Dallas)	T 7-7
10/16	TRINITY	W 14-0
10/23	HOWARD PAYNE	W 23-7
10/30	*TEXAS A&M (HC)	W 20-9
11/6	*TEXAS	W 10-7
11/13	*at SMU	L 3-31
11/18	ST. EDWARDS	L 0-12
11/25	*at Rice (T)	W 9-7

## 1927 MORLEY JENNINGS 2-7 • 0-5 SWC

Team Captain: Wesley Weed

DATE	OPPONENT	RESULT
9/24	SOUTHWESTERN	L 6-19
9/30	Trinity (Waxahachie)	W 20-12
10/8	*at Arkansas	L 6-13
10/15	ST. EDWARDS	W 12-6
10/22	CENTENARY	L 6-9
10/29	*TCU (HC)	L 0-14
11/5	*at Texas	L 12-13
11/12	*at SMU	L 0-34
11/24	*at Rice (T)	L 12-19

## 1928 MORLEY JENNINGS 8-2 • 3-2 SWC

Team Captain: A.E. "Pete" Jones

DATE	OPPONENT	RESULT
9/22	STEPHEN F. AUSTIN	W 31-0
9/29	NORTH TEXAS	W 45-0
10/6	TRINITY	W 33-0
10/13	*at Arkansas (Texarkana)	L 0-14
10/20	at Centenary	W 28-7
10/27	ST. EDWARDS	W 48-7
11/3	*at TCU	W 7-6
11/10	*TEXAS (HC)	L 0-6
11/17	*SMU	W 2-0
11/29	*at Rice (T)	W 25-14

## 1929 MORLEY JENNINGS 7-3-1 • 2-2-1 SWC

Team Captain: Charles Weldon Lucas

DATE	OPPONENT	RESULT
9/21	STEPHEN F. AUSTIN	W 88-0
9/28	NORTH TEXAS	W 32-0
10/5	TRINITY	W 43-0
10/12	ST. EDWARDS	W 19-0
10/19	*ARKANSAS	W 31-20
10/26	at Centenary	L 13-27
11/2	TEXAS TECH	W 34-0
11/9	*at Texas	T 0-0
11/16	*at SMU	L 6-25
11/23	*TCU (HC)	L 7-34
11/30	*at Rice	W 19-0

## 1930 MORLEY JENNINGS 6-3-1 • 3-1-1 SWC

Team Captain: Barton "Botchey" Koch

DATE	OPPONENT	RESULT
9/27	NORTH TEXAS	W 33-0
10/4	at Purdue	L 7-20
10/11	TRINITY	W 54-0
10/18	*SMU	T 14-14
10/25	at Centenary	L 2-7
11/1	at Oklahoma Baptist	W 31-0
11/8	*TEXAS (HC)	L 0-14
11/15	*at Arkansas	W 22-7
11/22	*at TCU	W 35-14
11/29	*RICE	W 35-14
11/30	*at Rice	W 19-0

## 1931 MORLEY JENNINGS 3-6 • 1-5 SWC

Team Captain: Maurice S. Pierce

DATE	OPPONENT	RESULT
10/2	ST. EDWARDS	W 23-0
10/10	at Centenary	L 13-24
10/17	*ARKANSAS	W 19-7
10/24	*at Texas A&M	L 7-33
10/31	TEXAS TECH	W 32-0
11/7	*at Texas	L 0-25
11/14	*at SMU	L 0-6
11/21	*TCU (HC)	L 6-19
11/28	*at Rice	L 0-20

## 1932 MORLEY JENNINGS 3-5-1 • 1-4-1 SWC

Team Captain: Arthur "Dub" Norton

DATE	OPPONENT	RESULT
10/1	ST. EDWARDS	W 32-0
10/7	at Loyola (La.)	W 18-0
10/15	*at Arkansas (Little Rock)	L 6-20
10/22	*TEXAS A&M (HC)	T 0-0
10/29	*at TCU	L 0-27
11/5	*TEXAS	L 0-19
11/11	at Texas Tech	L 2-14
11/19	*SMU	W 19-0
11/26	*at Rice	L 0-12

## 1933 MORLEY JENNINGS 6-4 • 4-2 SWC

Team Captain: Frank James, Jim Tom Petty

DATE	OPPONENT	RESULT
9/30	ST. EDWARDS	W 19-6
10/7	at Centenary	L 0-20
10/14	*at Arkansas (Little Rock)	L 7-19
10/21	HARDIN-SIMMONS	W 21-0
10/28	*at Texas A&M	L 7-14
11/4	*TCU (HC)	W 7-0
11/12	*at Texas	W 3-0
11/17	at Texas Tech	L 0-13
11/25	*at SMU	W 13-7
12/2	*RICE	W 7-6

## 1934 MORLEY JENNINGS 3-7 • 1-5 SWC

Team Captain: Joe Jack Pierce, Warren "Red" Weathers

DATE	OPPONENT	RESULT
9/28	ST. EDWARDS	W 33-0
10/5	at Texas Tech	L 7-14
10/13	*at Arkansas (Little Rock)	L 0-6
10/20	at Hardin-Simmons	W 13-6
10/27	*TEXAS A&M (HC)	L 7-10
11/3	*at TCU	L 12-34
11/10	*at Texas	L 6-25
11/17	at Centenary	L 0-7
11/24	*SMU	W 13-6
12/1	*RICE	L 0-32

## 1935 MORLEY JENNINGS 8-3 • 3-3 SWC

Team Captain: Wendell W. Simpson

DATE	OPPONENT	RESULT
9/21	SOUTHWESTERN	W 39-0
9/28	HARDIN-SIMMONS	W 14-0
10/5	TAMU-KINGSVILLE	W 6-0
10/12	*ARKANSAS	W 13-6
10/19	at Oklahoma City	W 2-0
10/26	*at Texas A&M	W 14-6
11/2	*TCU (HC)	L 0-28
11/9	*TEXAS	L 6-25
11/16	at Centenary	W 20-0
11/23	*at SMU	L 0-10
11/30	*at Rice	W 8-0

# ALL-TIME RESULTS

## 1936 MORLEY JENNINGS 6-3-1 • 3-2-1 SWC

Team Captain: Lloyd O. Russell

DATE	OPPONENT	RESULT	AP RANK
9/26	HARDIN-SIMMONS	W 13-0	
10/3	Centenary (Tyler, Texas)	L 0-10	
10/10	*at Arkansas	L 10-14	
10/17	*at Texas	W 21-18	
10/24	*TEXAS A&M (HC)	T 0-0	— 14
10/31	*at TCU	L 0-28	— —
11/7	OKLAHOMA CITY	W 48-6	— —
11/14	at Oklahoma State	W 13-0	— —
11/21	*SMU	W 13-7	— —
11/28	*at Rice	W 10-7	— —

## 1937 MORLEY JENNINGS 7-3 • 3-3 SWC

Team Captain: Carl Brazell

DATE	OPPONENT	RESULT	AP RANK
9/25	SOUTHWESTERN	W 39-2	— —
10/2	at Oklahoma City	W 33-0	— —
10/9	*ARKANSAS	W 20-14	— —
10/16	at Centenary	W 20-0	— —
10/23	*TEXAS A&M	W 13-0	15 13
10/30	*TCU (HC)	W 6-0	5 —
11/6	*TEXAS	L 6-9	4 —
11/13	*at SMU	L 7-13	13 —
11/20	Loyola Marymount (Beaumont)	W 27-13	— —
11/27	*at Rice	L 7-13	— —

## 1938 MORLEY JENNINGS 7-2-1 • 3-2-1 SWC

Team Captain: Sam Boyd, Billy J. Patterson

DATE	OPPONENT	RESULT	AP RANK
9/24	SOUTHWESTERN	W 33-0	— —
10/1	Oklahoma State (Wichita Falls)	W 20-6	— —
10/8	*at Arkansas	W 9-6	— —
10/15	Centenary	W 14-0	— —
10/22	*TEXAS A&M (HC)	T 6-6	17 —
10/29	*at TCU	L 7-39	— 4
11/5	*at Texas	W 14-3	— —
11/11	at Loyola Marymount	W 35-2	— —
11/19	*SMU	L 6-21	— —
11/26	*at Rice	W 21-6	— —

## 1939 MORLEY JENNINGS 7-3 • 4-2 SWC

Team Captain: Bobby R. Taylor

DATE	OPPONENT	RESULT	AP RANK
9/30	SOUTHWESTERN	W 34-0	— —
10/7	at Oklahoma State	W 13-0	— —
10/14	*ARKANSAS	W 19-7	— —
10/21	at Nebraska	L 0-20	19 16
10/28	*at Texas A&M	L 0-20	— 5
11/4	*TCU (HC)	W 27-0	— —
11/11	*TEXAS	W 20-0	— —
11/18	at Centenary	W 13-6	— —
11/25	*at SMU	L 0-21	— —
12/2	*at Rice	W 10-7	— —

## 1940 MORLEY JENNINGS 4-6 • 0-6 SWC

Team Captain: Robert C. Nelson, Milton S. Merka

DATE	OPPONENT	RESULT	AP RANK
9/27	NORTH TEXAS	W 27-20	— —
10/5	at Denver	W 14-7	— —
10/12	*at Arkansas	L 6-12	— —
10/19	Villanova (San Antonio)	W 7-0	— —
10/26	*TEXAS A&M (HC)	L 7-14	— 4
11/2	*at TCU	L 12-14	— —
11/9	*at Texas	L 0-13	— —
11/16	TULSA	W 20-6	— —
11/23	*SMU	L 4-7	— 18
11/30	*at Rice	L 12-21	— —

## FRANK KIMBROUGH 1941-1946 3-6-1 • 1-4-1 SWC

1941 FRANK KIMBROUGH  
Team Captain: Jack W. Wilson

DATE	OPPONENT	RESULT	AP RANK
9/28	HARDIN-SIMMONS	W 20-0	— —
10/3	at Denver	W 14-0	— —
10/11	*ARKANSAS	W 20-7	— —
10/17	at Villanova	L 6-14	— —
10/25	*at Texas A&M	L 0-48	— 9
11/1	*TCU (HC)	L 12-23	— —
11/8	*TEXAS	T 7-7	— 1
11/15	at Tulsa	L 13-20	— —
11/22	*at SMU	L 0-14	— —
11/29	*at Rice	L 14-28	— —

## 1942 FRANK KIMBROUGH 6-4-1 • 3-2-1 SWC

Team Captain: Milton Crain, Bill Coleman

DATE	OPPONENT	RESULT	AP RANK
	BLACKLAND AAF	W 68-0	— —
9/26	HARDIN-SIMMONS	L 6-13	— —
10/3	Oklahoma State (Oklahoma City)	W 18-12	— —
10/10	*at Arkansas	W 20-7	— —
10/17	at Texas Tech	W 14-7	— —
10/24	*TEXAS A&M (HC)	W 6-0	— —
10/31	*at TCU	W 10-7	— 9
11/7	*at Texas	L 0-20	16 14
11/14	at Tulsa	L 0-24	— —
11/21	*SMU	T 6-6	— —
11/28	*at Rice	L 0-20	— —

## 1943 NO TEAM — WORLD WAR II

## 1944 NO TEAM — WORLD WAR II

## 1945 FRANK KIMBROUGH 5-5-1 • 2-4 SWC

Team Captain: Jack O. Price, Richard "Bull" Johnson

DATE	OPPONENT	RESULT	ATTEND.	AP RANK
9/22	BLACKLAND AAF	W 40-0	— —	— —
9/29	WEST TEXAS A&M	W 32-0	— —	— —
10/6	*TCU (HC)	L 6-7	— —	— —
10/13	*ARKANSAS	W 23-13	— —	— —
10/20	at Texas Tech	T 7-7	— —	— —
10/27	*at Texas A&M	L 13-19	— —	— —
11/3	SOUTHWESTERN	W 19-0	— —	— —
11/10	*at Texas	L 14-21	— 17	— —
11/17	at Tulsa	L 7-26	15,000	— 19
11/24	*SMU	L 0-34	10,000	— —
12/1	*at Rice	W 17-14	— —	— —

## 1946 FRANK KIMBROUGH 1-8 • 0-6 SWC

Team Captain: Olan Runnels, Wenzell A. Gandy

DATE	OPPONENT	RESULT	ATTEND.	AP RANK
9/21	SOUTHWESTERN	W 21-7	— —	— —
9/28	*at TCU	L 16-19	16,000	— —
10/12	*at Arkansas	L 0-13	— 18	— —
10/19	at Texas Tech	L 0-13	— —	— —
10/26	*TEXAS A&M (HC)	L 0-17	— —	— —
11/9	*TEXAS	L 7-22	— 6	— —
11/16	at Tulsa	L 0-17	12,000	— —
11/23	*at SMU	L 0-35	15,000	— —
11/30	*at Rice	L 6-38	20,000	— 13





# ALL-TIME RESULTS

## BOB WOODRUFF 1947-1949 19-10-2

1947 BOB WOODRUFF 5-5 • 1-5 SWC

Team Captain: James W. Griffin

DATE	OPPONENT	RESULT	ATTEND	AP RANK		BAYLOR					OPPONENT					TV	
				BU	OPP	FD	RUSHING	PASSING	TOTAL	FD	RUSHING	PASSING	TOTAL				
						ATT-YDS-TD	C-A-I	YDS	TD	NO-YDS	ATT-YDS-TD	C-A-I	YDS	TD	NO-YDS		
9/19	STEPHEN F. AUSTIN	W 34-0	9,000			11	42-288-2	4-11-1	104	2	53-392	10	36-47-0	7-22-4	64	0	58-111
9/26	at Miami, Fla.	W 18-7	31,771			15	49-187-2	9-18-0	80	0	67-267	6	28-116-1	3-12-4	17	0	40-133
10/11	* ARKANSAS	W 17-9	15,000	--	--	15	52-254-1	6-12-1	42	0	64-296	6	29-76-0	7-12-3	72	1	41-148
10/18	at Texas Tech	W 32-6	13,106	--	--	16	52-323-3	5-11-1	54	2	63-377	6	32-16-1	6-16-2	137	0	48-153
10/25	* at Texas A&M	L 0-24	22,000	17	--	10	36-131-0	8-23-3	85	0	59-216	7	42-71-1	14-27-0	137	2	69-208
11/1	* TCU (HC)	L 7-14	17,000	--	--	10	51-183-0	7-15-0	87	1	66-270	7	42-112-1	5-10-0	48	1	52-160
11/8	* at Texas	L 7-28	39,000	--	8	5	31-151-1	2-11-1	14	0	42-165	18	52-271	11-23-1	155	1	75-426
11/15	at Tulsa	W 7-6	12,500	--	--	7	30-148-0	3-15-2	26	0	45-174	18	57-209-0	6-20-4	119	1	77-328
11/22	* SMU	L 0-10	12,000	--	3	4	35-72-0	0-4-4	0	0	39-72	12	40-141-1	4-12-3	27	0	52-168
11/29	* at Rice	L 6-34	20,000	--	18	9	35-106-1	15-28-2	144	0	63-250	11	45-166-3	7-11-0	173	2	56-339

## 1948 BOB WOODRUFF 6-3-2 • 3-2-1 SWC

Team Captain: Robert "Buddy" Tinsley, Bentley M. Jones

DATE	OPPONENT	RESULT	ATTEND	AP RANK		BAYLOR					OPPONENT					TV	
				BU	OPP	FD	RUSHING	PASSING	TOTAL	FD	RUSHING	PASSING	TOTAL				
						ATT-YDS-TD	C-A-I	YDS	TD	NO-YDS	ATT-YDS-TD	C-A-I	YDS	TD	NO-YDS		
9/25	TULSA	W 42-19	14,000	--	--	13	32-140-4	9-17-1	185	1	49-325	18	41-102-3	12-22-2	187	0	63-289
10/2	Miss. State (Memphis, Tenn.)	T 7-7	24,000	--	--	11	40-76-1	11-20-1	89	0	60-165	6	39-118-0	2-10-2	15	0	49-133
10/9	* at Arkansas	W 23-7		--	13	9	36-81-0	9-12-0	79	2	48-160	12	46-160-1	7-16-1	84	0	62-244
10/16	TEXAS TECH	W 13-0	9,000	19	--	12	55-212-2	1-2-0	7	0	57-219	9	34-112-0	3-13-1	54	0	47-166
10/23	* TEXAS A&M (HC)	W 20-14	20,000	--	--	19	43-214-2	9-18-0	128	1	61-342	12	43-122-1	11-21-1	101	1	64-223
10/30	* at TCU	W 6-3	25,000	20	--	12	47-144-0	6-11-0	37	1	58-181	16	39-165-0	10-18-1	83	0	57-248
11/6	* TEXAS	L 10-13	20,000	--	--	7	46-107-1	4-10-1	20	0	56-127	12	42-172-1	7-12-1	88	1	54-260
11/13	at Tulane	L 13-35	45,000	--	--	7	23-39-0	14-24-3	129	2	47-168	18	62-292-4	9-14-1	102	1	76-394
11/20	* at SMU	L 6-13	58,000	--	10	8	42-77-1	6-16-2	38	0	58-115	13	53-241-2	3-11-3	39	0	64-280
11/27	* at Rice	T 7-7	22,000	--	--	10	39-92-1	9-16-1	78	0	55-170	19	54-253-1	5-10-2	54	0	64-307

DIXIE BOWL • LEGION FIELD • BIRMINGHAM, ALA.

1/1	Wake Forest	W 20-7	15,000	--	--	11	136-2	6-15-0	76	1	212	17	191-1	10-24-2	86	0	2775
-----	-------------	--------	--------	----	----	----	-------	--------	----	---	-----	----	-------	---------	----	---	------

## 1949 BOB WOODRUFF 8-2 • 4-2 SWC TIED 20TH AP

Team Captain: Don Mouser

DATE	OPPONENT	RESULT	ATTEND	AP RANK		BAYLOR					OPPONENT					TV	
				BU	OPP	FD	RUSHING	PASSING	TOTAL	FD	RUSHING	PASSING	TOTAL				
						ATT-YDS-TD	C-A-I	YDS	TD	NO-YDS	ATT-YDS-TD	C-A-I	YDS	TD	NO-YDS		
9/24	SOUTH CAROLINA	W 20-6	15,000			10	32-78-0	11-14-0	145	3	46-223	17	46-152-1	7-24-0	78	0	70-230
10/1	at Mississippi State	W 14-6	15,000			12	57-151-0	10-24-3	111	2	81-262	8	35-134-0	3-15-2	27	0	50-161
10/8	* ARKANSAS	W 35-13		--	--	17	54-241	9-15-0	94	1	69-335	10	43-125	9-23-2	146	1	66-271
10/15	at Texas Tech	W 28-7	19,000	20	--	20	40-207-2	16-24-1	181	2	64-388	14	44-142-0	6-14-0	134	1	58-276
10/22	* at Texas A&M	W 21-0		11	--	16	56-127	13-22-2	188	1	78-315	7	43-126-0	3-6-2	40	0	49-166
10/29	* TCU (HC)	W 40-14	20,000	10	--	13	47-121	13-23-1	216	2	70-337	8	32-25	7-27-9	61	1	59-86
11/5	* at Texas	L 0-20	60,000	6	--	10	36-90-0	11-25-0	71	0	61-161	12	54-164-2	6-15-2	65	1	69-229
11/12	WYOMING	W 32-7		--	--	15	46-200	12-25-0	153	0	71-353	10	42-142	8-19-2	29	0	61-171
11/19	* at SMU	W 35-26	63,000	15	10	9	35-107-2	9-16-1	240	3	51-347	21	53-208-3	12-23-2	164	1	76-372
11/26	* at Rice	L 7-21	32,000	9	7	12	34-94-0	11-22-1	110	1	56-204	16	55-239-2	6-13-2	66	1	68-305

## GEORGE SAUER 1950-1955 38-21-3

1950 GEORGE SAUER 7-3 • 4-2 SWC TIED 15TH UPI

Team Captain: Frank Boydston

DATE	OPPONENT	RESULT	ATTEND	AP RANK		BAYLOR					OPPONENT					TV	
				BU	OPP	FD	RUSHING	PASSING	TOTAL	FD	RUSHING	PASSING	TOTAL				
						ATT-YDS-TD	C-A-I	YDS	TD	NO-YDS	ATT-YDS-TD	C-A-I	YDS	TD	NO-YDS		
9/23	at Wyoming	L 0-7	17,268	--	--	17	53-187-0	7-18-2	88	0	71-275	11	43-121-1	5-13-0	51	0	56-172
9/30	# HOUSTON	W 34-7	25,000	--	--	17	62-145	16-27-0	171	3	89-316	8	58-105	6-13-3	43		48-148
10/7	Miss. State (Shreveport, La.)	W 14-7		--	--	12	43-93	9-13-0	108	0	56-201	10	52-223-1	5-10-2	32	0	62-255
10/14	* at Arkansas	L 6-27		--	--	7	45-79	5-27-1	58	0	72-137	11	56-276	6-15-4	70	1	71-346
10/21	* TEXAS TECH	W 26-12		--	--	17	46-198	12-23-2	163	1	69-361	14	38-238	8-23-2	82	0	61-320
10/28	* TEXAS A&M (HC)	W 27-20	34,000	--	13	14	46-240-0	13-23-0	200	4	64-440	13	46-300	6-18-3	81	1	64-381
11/4	* at TCU	W 20-14		--	--	21	300	10-23-1	120		420	17	84	19-30-2	246		330
11/11	* TEXAS	L 20-27	35,000	--	5	18	40-162-1	14-26-3	163	2	66-325	10	44-76-2	7-13-1	99	1	57-175
11/18	* at SMU	W 3-0	50,500	--	15	19	55-220-0	9-21-0	94	0	76-314	18	36-80-0	15-27-1	171	0	63-251
12/2	* RICE	W 33-7	20,000	--	--	15	49-209-1	12-19-1	186	3	68-395	12	49-124-1	7-19-2	68	0	67-192

# -- first game at Floyd Casey Stadium



# ALL-TIME RESULTS

## 1951 GEORGE SAUER

8-2-1 • 4-1-1 SWC

9TH AP • 9TH UPI

Team Captain: Gale Galloway, Stanley Williams

DATE	OPPONENT	RESULT	ATTEND	AP RANK		BAYLOR					OPPONENT					TV			
				BU	OPP	FD	ATT-YDS-TD	C-A-1	YDS	TD	NO-YDS	FD	ATT-YDS-TD	C-A-1	YDS		TD	NO-YDS	
9/22	at Houston	W	19-0	60,000	13	—	16	39-208-2	8-23-2	178	1	62-386	13	49-180-0	8-21-4	53	0	70-233	
10/6	at Tulane	W	27-14	40,000	19	—	14	41-191-2	12-27-3	136	1	68-327	7	40-33-2	8-19-2	95	0	59-128	
10/13	* ARKANSAS	W	9-7	25,000	12	—	11	54-100-0	7-14-1	102	1	68-202	7	37-100-1	9-28-4	113	0	65-213	
10/20	* TEXAS TECH	W	40-20	22,000	10	—	18	53-123-3	18-25-1	250	3	78-373	6	38-131-3	9-20-3	89	0	58-220	
10/27	* at TEXAS A&M	T	21-21		7	16	22	48-219	14-31-2	184	2	78-403	13	39-255	10-20-2	154	0	59-409	
11/3	* TCU (HC)	L	7-20	37,000	8	—	11	40-119-1	11-28-5	126	0	68-245	11	52-91-3	10-18-2	144	0	70-235	
11/10	* at Texas	W	18-6	58,000	16	10	15	60-208-3	8-13-0	59	0	73-267	12	47-166-0	3-6-1	47	1	53-213	
11/17	WAKE FOREST	W	42-0	20,000	10	—	19	64-331-4	13-19-1	155	2	83-486	4	37-111-0	6-20-4	42	0	57-153	
11/24	* SMU	W	14-13	30,000	10	—	16	56-189-2	7-16-2	144	0	72-333	11	34-94-2	11-22-4	138	0	56-232	
12/1	* at Rice	W	34-13	45,000	9	—	21	66-226-3	12-25-1	191	1	91-417	10	37-82-0	9-16-1	148	2	53-230	

ORANGE BOWL • ORANGE BOWL STADIUM • MIAMI, FLA.

1/1	Georgia Tech	L	14-17	65,837	9	5	17	60-206-2	8-18-3	93	0	78-299	9	35-132-1	6-14-1	84	1	49-216	
-----	--------------	---	-------	--------	---	---	----	----------	--------	----	---	--------	---	----------	--------	----	---	--------	--

## 1952 GEORGE SAUER

4-4-2 • 1-3-2 SWC

Team Captain: Dick Parma, C.O. Brocato

DATE	OPPONENT	RESULT	ATTEND	AP RANK		BAYLOR					OPPONENT					TV			
				BU	OPP	FD	ATT-YDS-TD	C-A-1	YDS	TD	NO-YDS	FD	ATT-YDS-TD	C-A-1	YDS		TD	NO-YDS	
9/20	WAKE FOREST	W	17-14	16,000	—	—	12	40-117-1	10-21-2	202	1	61-319	10	42-77-1	8-23-2	123	1	65-200	
10/4	WASHINGTON STATE	W	31-7		—	—	24	53-330-5	10-21-1	149	0	74-479	13	52-140-1	3-11-3	47	0	63-187	
10/11	* Arkansas (Little Rock, Ark.)	L	17-20		—	—	13	42-169-1	4-15-2	96	1	57-265	18	57-184-1	11-29-3	143	2	86-327	
10/18	at Texas Tech	W	21-10	20,000	—	—	16	42-233-3	8-20-3	132	0	62-365	14	55-183-1	8-16-0	89	0	71-272	
10/25	* TEXAS A&M (HC)	W	21-20		—	—	16	48-205-2	7-14-1	109	1	62-314	14	52-191-3	6-14-0	43	0	66-234	
11/1	* at TCU	T	20-20		—	—	13	50-211-3	4-15-3	59	0	65-270	12	50-205-2	2-14-2	28	1	64-233	
11/8	* TEXAS	L	33-35	32,000	—	13	17	52-205-3	8-18-0	119	1	70-324	17	49-307-4	12-24-1	174	1	73-481	
11/15	at Houston	L	6-28	33,000	—	—	11	34-66-1	10-35-5	111	0	69-177	12	63-272	3-7-0	50	0	70-322	
11/22	* at SMU	T	7-7	30,000	—	—	9	46-116-1	7-22-2	107	0	68-223	11	41-58-1	7-18-3	88	0	59-146	
11/29	* RICE	L	14-20		—	—	7	49-208-2	3-16-4	6	0	65-214	19	61-247	6-15-2	123	0	76-370	

## 1953 GEORGE SAUER

7-3 • 4-2 SWC

Team Captain: Bob Knowles, Ralph "Pete" Erben

DATE	OPPONENT	RESULT	ATTEND	AP RANK		BAYLOR					OPPONENT					TV			
				BU	OPP	FD	ATT-YDS-TD	C-A-1	YDS	TD	NO-YDS	FD	ATT-YDS-TD	C-A-1	YDS		TD	NO-YDS	
9/19	at California	W	25-0	34,000	20	14	21	55-178-4	8-15-0	236	0	70-414	14	38-192-0	7-16-2	91	0	54-283	
10/2	at Miami, Fla.	W	21-13		10	—	16	55-185-2	6-11-1	86	1	66-271	13	34-76	8-15-0	149	1	49-225	
10/10	* ARKANSAS	W	14-7	25,000	9	—	20	58-238-1	7-19-1	77	1	77-315	10	31-86-0	8-16-2	103	1	47-189	
10/17	VANDERBILT	W	47-6	17,000	8	—	24	62-308-6	16-22-1	193	1	84-501	10	25-71-0	10-22-2	109	1	47-180	
10/24	* at Texas A&M	W	14-13		6	15	13	47-193-2	5-15-1	77	0	62-270	15	36-93-1	11-19-1	168	1	55-261	
10/31	* TCU (HC)	W	25-7	30,000	3	—	17	58-243-1	12-22-1	152	3	80-395	12	31-84-0	7-14-3	163	1	45-247	
11/7	* at Texas	L	20-21	54,000	3	19	14	35-203-2	8-15-2	111	1	50-314	19	59-216-2	6-14-0	93	1	73-309	
11/14	HOUSTON	L	7-37	15,000	9	—	14	41-91-1	5-16-2	74	0	57-165	23	52-376-4	4-7-0	54	0	59-430	
11/21	* SMU	W	27-21	30,000	—	—	17	43-139-2	15-29-4	198	2	72-337	11	39-213-1	6-14-4	129	2	53-342	
11/28	* at Rice	L	19-41	68,000	17	8	15	34-105-1	16-35-5	188	1	69-293	19	53-353-6	5-12-2	55	0	65-408	

## 1954 GEORGE SAUER

7-4 • 4-2 SWC

Team Captain: James Ray Smith, Charles Smith

DATE	OPPONENT	RESULT	ATTEND	AP RANK		BAYLOR					OPPONENT					TV			
				BU	OPP	FD	ATT-YDS-TD	C-A-1	YDS	TD	NO-YDS	FD	ATT-YDS-TD	C-A-1	YDS		TD	NO-YDS	
9/18	HOUSTON	W	53-13	22,000	—	—	17	48-270-6	9-18-0	192	2	66-462	14	41-172	11-17-0	182	0	58-354	
9/25	at Vanderbilt	W	25-19	22,500	10	—	20	56-278-3	3-6-0	80	1	62-358	12	36-92-2	8-17-3	122	0	53-214	
10/1	at Miami, Fla.	L	13-19	35,600	10	—	12	38-140-2	4-14-4	18	0	52-158	14	56-226	6-12-0	57	0	68-283	
10/9	* at Arkansas	L	20-21	18,000	—	—	17	46-232-3	9-16-1	97	0	62-329	10	46-164	3-6-1	55	1	52-219	
10/16	WASHINGTON	W	34-7	22,000	—	—	12	50-168-2	10-22-2	254	3	72-422	11	34-128-1	10-22-2	188	0	56-316	
10/23	* TEXAS A&M (HC)	W	20-7	34,000	—	—	15	41-137-0	11-13-0	126	3	54-263	16	51-171-0	6-12-1	64	1	63-235	
10/30	* at TCU	W	12-7	32,000	—	17	14	52-198-1	2-10-3	59	0	62-257	11	43-130	5-16-1	127	0	59-257	
11/6	* TEXAS	W	13-7	31,000	20	—	18	58-278-2	7-14-1	57	0	72-335	7	39-85-1	4-12-3	68	0	51-153	ABC
11/13	* at SMU	W	33-21	47,000	20	11	15	51-244-4	8-14-0	132	0	65-376	13	34-179-2	7-18-4	99	1	52-278	
11/27	* RICE	L	14-20	24,000	9	—	14	51-286-2	5-14-5	51	0	65-337	17	61-270	2-4-0	31	0	65-301	

GATOR BOWL • FAIRFIELD STADIUM • JACKSONVILLE, FLA.

12/31	Auburn	L	13-33	34,408	18	13	16	33-105-2	10-18-1	134	0	51-239	25	61-423-4	3-7-0	53	1	68-476	
-------	--------	---	-------	--------	----	----	----	----------	---------	-----	---	--------	----	----------	-------	----	---	--------	--



# ALL-TIME RESULTS

## 1955 GEORGE SAUER

5-5 • 2-4 SWC

Team Captain: Henry Gremminger, Weldon W. Holley

DATE	OPPONENT	RESULT	ATTEND	AP RANK		BAYLOR					OPPONENT					TV			
				BU	OPP	FD	ATT	YDS	TD	C-A-I	YDS	TD	NO-YDS	FD	ATT		YDS	TD	NO-YDS
9/17	HARDIN-SIMMONS	W	35-7	20,000	—	—	16	56-261-5	5-14-0	56	0	70-317	11	32-61-0	13-24-1	115	1	56-176	
9/24	at Villanova	W	19-2	63,409	—	—	10	42-183-2	2-7-2	28	0	49-211	11	29-52-0	12-27-2	144	0	56-196	
10/1	MARYLAND	L	6-20	39,000	20	1	13	34-73-1	14-25-5	175	0	59-248	11	38-145-0	6-12-1	105	3	50-250	
10/8	* ARKANSAS	W	25-20	28,000	—	—	15	33-120-3	8-17-3	168	1	50-288	15	53-262-2	4-12-2	36	0	65-298	
10/15	at Washington	W	13-7	42,000	—	12	15	58-212-1	8-10-1	61	1	68-273	11	35-112-1	4-12-1	42	0	47-154	
10/22	* at Texas A&M	L	7-19	37,000	16	12	8	23-34-1	9-17-4	134	0	40-168	17	67-264-3	1-9-0	22	0	76-286	
10/29	* TCU (HC)	L	6-28	34,000	—	14	16	50-212-1	7-18-2	119	0	68-331	17	48-310-4	4-5-0	53	0	53-363	
11/5	* at Texas	L	20-21	40,000	—	—	17	50-180-1	7-14-1	83	2	64-263	14	43-184-2	5-11-1	112	1	54-296	
11/19	* SMU	L	0-12	20,000	—	—	11	43-119-0	6-10-0	64	0	53-183	15	47-185-0	6-10-1	101	2	57-286	
11/26	* at Rice	W	15-7	33,000	—	—	12	45-153-1	5-13-2	111	1	58-264	11	44-168-1	4-11-1	27	0	55-195	

## SAM BOYD

1956-1958

15-15-1

## 1956 SAM BOYD

9-2 • 4-2 SWC

11TH AP • 11TH UPI

Team Captain: Robert T. Jones, Tony DeGrazier

DATE	OPPONENT	RESULT	ATTEND	AP RANK		BAYLOR					OPPONENT					TV			
				BU	OPP	FD	ATT	YDS	TD	C-A-I	YDS	TD	NO-YDS	FD	ATT		YDS	TD	NO-YDS
9/22	at California	W	7-6	—	—	16	51-255-1	2-7-1	9	0	58-264	15	42-107-0	17-25-1	188	1	67-295		
9/29	TEXAS TECH	W	27-0	15,000	—	—	17	55-245-2	8-17-3	162	2	72-407	8	39-141-0	6-18-2	52	0	51-193	NBC
10/6	at Maryland	W	14-0	25,000	16	—	15	53-155-2	4-6-0	46	0	59-201	13	55-192-0	3-8-2	25	0	63-217	
10/13	* at Arkansas	W	14-7	20,000	10	—	13	49-141-2	9-20-0	72	0	69-213	14	69-285-1	3-8-0	11	0	77-296	
10/27	* TEXAS A&M (HC)	L	13-19	49,500	8	7	15	54-169-2	2-9-2	26	0	63-195	15	52-218-2	5-7-1	84	1	59-302	
11/3	* at TCU	L	6-7	—	—	—	15	39-95-0	2-8-2	41	1	47-136	9	55-142-1	0-1-1	0	0	56-142	
11/10	* TEXAS	W	10-7	21,000	—	—	9	56-243-1	7-13-0	78	0	69-321	11	45-138-0	6-18-4	49	1	63-187	
11/17	at Nebraska	W	26-7	30,000	—	—	18	61-286-3	4-9-0	44	0	70-330	13	52-144-1	4-15-1	54	0	67-198	
11/24	* at SMU	W	26-0	28,000	16	—	17	80-269-3	9-14-0	93	1	94-362	6	30-52-0	4-15-2	49	0	45-101	
12/1	* RICE	W	46-13	—	—	—	18	51-234-4	4-16-1	92	1	67-326	23	43-150-2	18-33-4	227	0	76-377	

SUGAR BOWL • TULANE STADIUM • NEW ORLEANS, LA.

1/1	Tennessee	W	13-7	81,000	11	2	14	64-275-1	3-11-0	24	1	75-299	11	39-146-1	1-10-4	16	0	49-162	ABC (n)
-----	-----------	---	------	--------	----	---	----	----------	--------	----	---	--------	----	----------	--------	----	---	--------	---------

## 1957 SAM BOYD

3-6-1 • 0-5-1 SWC

Team Captain: Doyle Traylor, Jerry Marcontell

DATE	OPPONENT	RESULT	ATTEND	AP RANK		BAYLOR					OPPONENT					TV			
				BU	OPP	FD	ATT	YDS	TD	C-A-I	YDS	TD	NO-YDS	FD	ATT		YDS	TD	NO-YDS
9/21	VILLANOVA	W	7-0	20,000	7	—	19	58-269-1	3-13-2	19	0	71-288	15	53-138-0	7-14-2	88	0	67-226	
9/28	HOUSTON	W	14-6	22,000	11	—	17	45-166-2	15-23-1	142	0	68-308	12	50-118-0	1-5-1	3	1	55-181	
10/5	at Miami, Fla.	L	7-13	42,000	11	—	9	19-17-0	12-31-5	135	1	50-152	17	72-388-2	0-3-0	0	0	75-388	
10/12	* ARKANSAS	L	17-20	29,000	—	11	23	64-253-0	10-20-1	138	2	84-391	14	39-149-2	7-8-0	132	1	47-281	
10/19	at Texas Tech	W	15-12	23,000	—	—	17	63-232-1	5-11-0	44	1	74-276	14	53-236-2	5-10-1	64	0	63-300	
10/26	* at Texas A&M	L	0-14	42,000	—	2	11	43-121-0	7-16-2	53	0	59-174	16	56-228-2	5-13-0	60	0	69-288	
11/2	* TCU (HC)	L	6-19	30,000	—	—	17	50-221-1	5-12-1	58	0	62-279	15	59-225-3	2-4-1	19	0	63-244	
11/9	* at Texas	T	7-7	43,000	—	—	18	58-43-1	9-17-1	148	0	75-272	14	34-47-0	14-19-1	196	1	53-224	
11/23	* SMU	L	7-14	15,000	—	—	15	41-167-1	9-17-1	90	0	58-257	14	24-18-1	18-22-0	211	1	46-229	
11/30	* at Rice	L	0-20	43,000	—	9	18	54-189-0	10-21-1	99	0	75-288	14	47-186-0	5-7-1	72	2	54-158	

## 1958 SAM BOYD

3-7 • 1-5 SWC

Team Captain: Buddy Humphrey, Billy Joe Kelly

DATE	OPPONENT	RESULT	ATTEND	AP RANK		BAYLOR					OPPONENT					TV			
				BU	OPP	FD	ATT	YDS	TD	C-A-I	YDS	TD	NO-YDS	FD	ATT		YDS	TD	NO-YDS
9/20	* Arkansas (Little Rock, Ark.)	W	12-0	38,000	—	—	13	46-195-2	10-18-1	98	2	64-293	3	26-48-0	3-13-2	12	0	39-60	
9/27	HARDIN-SIMMONS	W	14-7	16,000	—	—	17	44-178-1	9-19-0	83	1	63-261	16	37-146-1	22-41-3	184	0	78-330	
10/4	MIAMI, FLA.	L	8-14	20,000	—	—	15	35-94-0	14-27-0	175	1	62-269	20	69-244-1	8-14-0	87	1	83-331	
10/11	at Duke	L	7-12	—	—	—	12	43-127-0	10-17-0	74	1	60-201	22	75-251-2	6-8-0	64	0	83-315	
10/18	at Texas Tech	W	26-7	24,000	—	—	18	65-209-3	14-23-1	171	1	88-380	7	32-91-0	4-15-1	89	1	47-180	NBC
10/25	* TEXAS A&M (HC)	L	27-33	38,000	—	—	22	55-243-4	7-16-0	84	0	71-327	19	35-132-2	13-24-3	228	3	59-360	
11/1	* at TCU	L	0-22	—	—	—	17	44-126-0	13-35-2	142	0	79-268	17	48-208-0	6-17-3	79	3	65-287	
11/8	* TEXAS	L	15-20	28,000	—	—	18	45-175-1	18-27-2	189	1	72-364	16	53-160-2	8-15-0	99	1	68-259	
11/22	* at SMU	L	29-33	26,500	—	—	21	43-142-2	23-33-1	277	2	76-419	15	33-153-3	11-24-2	250	2	57-403	
11/29	* RICE	L	21-33	18,000	—	—	28	43-187-1	22-38-4	387	2	81-574	15	51-203-3	9-17-0	123	2	68-326	



# ALL-TIME RESULTS

## JOHN D. BRIDGERS

1959-1968

49-53-1

### 1959 JOHN D. BRIDGERS

4-6 • 2-4 SWC

Team Captain: Albert Witcher, Gayle Watkins, Austin Gonsoulin

DATE	OPPONENT	RESULT	ATTEND	AP RANK		BAYLOR					OPPONENT					TV	
				BU	OPP	FD	RUSHING	PASSING	TOTAL	FD	RUSHING	PASSING	TOTAL				
						ATT-YDS	C-A-I	YDS	TD	NO-YDS	ATT-YDS	C-A-I	YDS	TD	NO-YDS		
9/26	at Colorado	W 15-7	29,000	—	—	10	31-98-1	14-22-1	92	1	53-190	12	42-86-1	13-28-3	133	0	70-219
10/3	LSU (Shreveport, La.)	L 0-22	34,000	—	1	8	32-26-0	12-25-2	79	0	57-105	16	49-228-0	7-20-3	79	2	69-307
10/10	* ARKANSAS	L 7-23	24,000	—	19	22	49-198-1	16-23-3	165	0	72-363	10	38-140-2	3-6-0	37	1	44-177
10/17	TEXAS TECH	W 14-7	20,000	—	—	12	50-171-2	4-12-1	39	0	62-210	9	37-67-0	9-20-1	84	1	57-151
10/24	* at Texas A&M	W 13-0	17,500	—	—	12	41-150-1	9-13-0	107	1	54-235	13	48-137-0	4-14-2	49	0	62-186
10/31	* TCU (HC)	L 0-14	26,000	—	15	14	34-69-0	16-28-2	208	0	62-277	15	55-220-2	4-5-0	41	0	60-261
11/7	* at Texas	L 12-13	40,000	—	3	16	31-106-1	15-26-0	153	1	57-259	15	70-253-2	2-8-1	27	0	78-280
11/14	at Southern California	L 8-17	43,832	—	4	11	36-3-0	14-23-1	120	1	59-123	11	57-168-1	4-12-3	21	0	69-189
11/21	* SMU	L 14-30	25,000	—	—	10	28-(9)-0	14-32-2	201	2	60-192	11	37-78-1	10-18-2	181	3	55-259
11/28	* at Rice	W 23-21	30,000	—	—	19	59-253-2	7-15-2	93	1	74-346	15	53-198-3	4-7-0	57	0	60-255

### 1960 JOHN D. BRIDGERS

8-3 • 5-2 SWC

12TH AP • TIED 11TH UPI

DATE	OPPONENT	RESULT	ATTEND	AP RANK		BAYLOR					OPPONENT					TV	
				BU	OPP	FD	RUSHING	PASSING	TOTAL	FD	RUSHING	PASSING	TOTAL				
						ATT-YDS	C-A-I	YDS	TD	NO-YDS	ATT-YDS	C-A-I	YDS	TD	NO-YDS		
9/24	COLORADO	W 26-0	29,000	—	—	13	47-124-3	8-15-1	120	0	62-244	8	32-84-0	7-19-3	57	0	51-141
10/1	at LSU	W 7-3	59,000	—	—	9	45-164-1	4-9-1	56	0	54-220	12	42-80-0	11-18-1	138	0	60-218
10/8	* at Arkansas	W 28-14	39,000	20	9	24	52-250-2	10-18-1	137	2	70-387	8	40-115-1	2-7-0	32	0	47-147
10/15	* at Texas Tech	W 14-7	29,000	7	—	18	51-151-1	8-18-4	147	1	69-298	9	45-143-1	4-13-1	18	0	58-161
10/22	* TEXAS A&M (HC)	W 14-0	40,000	7	—	15	48-145-1	12-23-0	155	0	71-300	8	48-179-0	0-8-1	0	0	56-179
10/29	* at TCU	L 6-14	35,000	7	—	14	33-95-0	10-20-4	110	1	53-205	14	54-119-1	9-15-1	82	1	62-201
11/5	* TEXAS	L 7-12	50,000	11	—	20	37-38-0	16-40-2	267	1	77-305	11	54-203-2	3-7-1	70	0	61-273
11/12	SOUTHERN CALIFORNIA	W 35-14	23,000	—	—	18	41-99-3	14-20-1	255	2	61-354	18	46-138-0	13-25-0	237	2	71-375
11/19	* at SMU	W 20-7	23,000	—	—	20	39-107-2	15-26-0	192	1	65-299	16	38-134-0	10-20-4	154	1	58-288
11/26	* RICE	W 12-7	30,000	19	12	17	40-145-0	12-16-0	179	1	56-324	15	51-175-1	5-11-0	57	0	62-232

GATOR BOWL • FAIRFIELD STADIUM • JACKSONVILLE, FLA.

12/31	Florida	L 12-13	50,112	12	18	15	37-43-1	13-27-0	211	1	64-254	11	52-176-1	5-8-0	57	0	60-233	CBS (n)
-------	---------	---------	--------	----	----	----	---------	---------	-----	---	--------	----	----------	-------	----	---	--------	---------

### 1961 JOHN D. BRIDGERS

6-5 • 2-5 SWC

Team Captain: Ronald T. Stanley, Bill Hicks, Bobby A. Lane

DATE	OPPONENT	RESULT	ATTEND	AP RANK		BAYLOR					OPPONENT					TV	
				BU	OPP	FD	RUSHING	PASSING	TOTAL	FD	RUSHING	PASSING	TOTAL				
						ATT-YDS	C-A-I	YDS	TD	NO-YDS	ATT-YDS	C-A-I	YDS	TD	NO-YDS		
9/23	WAKE FOREST	W 31-0	28,000	—	—	23	52-292-2	11-24-2	150	2	76-442	10	36-72-0	6-10-1	55	0	46-127
9/30	at Pittsburgh	W 16-13	41,194	—	—	19	54-210-0	10-23-3	102	2	77-312	14	39-176-1	8-20-0	72	0	59-248
10/14	* ARKANSAS	L 13-23	34,000	9	—	10	27-27-0	13-21-0	138	2	48-165	15	57-209-0	6-10-0	86	3	67-295
10/21	* at Texas Tech	L 17-19	32,500	—	—	18	38-137-1	14-24-1	173	1	63-310	10	46-112-1	5-14-0	122	0	60-234
10/28	* at Texas A&M	L 0-23	29,000	—	—	9	24-70-0	8-27-3	63	0	51-133	17	68-203-2	7-11-1	79	1	79-282
11/4	* TCU (HC)	W 28-14	23,000	—	—	22	47-220-4	12-20-2	129	0	67-349	12	38-89-1	8-14-0	116	1	52-205
11/11	* at Texas	L 7-33	62,000	—	1	12	34-86-0	14-35-3	145	1	69-231	9	48-250-2	3-13-0	32	2	61-282
11/18	AIR FORCE	W 31-7	22,000	—	—	20	48-310-2	6-13-1	98	2	61-408	17	48-182-1	7-16-2	93	0	64-275
11/25	* SMU	W 31-6	17,000	—	—	14	39-176-2	14-24-0	137	2	63-313	14	40-71-1	12-20-1	130	0	40-201
12/2	* at Rice	L 14-26	30,000	—	—	14	35-25-0	12-23-1	179	2	58-204	17	52-195-3	9-18-1	142	0	70-337

GOTHAM BOWL • THE POLO GROUNDS • NEW YORK, N.Y.

12/9	Utah State	W 24-9	15,123	—	10	14	26-113-2	14-30-1	153	1	56-266	10	33-153-1	3-14-3	41	0	47-194
------	------------	--------	--------	---	----	----	----------	---------	-----	---	--------	----	----------	--------	----	---	--------

### 1962 JOHN D. BRIDGERS

4-6 • 3-4 SWC

Team Captain: Robert Burk

DATE	OPPONENT	RESULT	ATTEND	AP RANK		BAYLOR					OPPONENT					TV	
				BU	OPP	FD	RUSHING	PASSING	TOTAL	FD	RUSHING	PASSING	TOTAL				
						ATT-YDS	C-A-I	YDS	TD	NO-YDS	ATT-YDS	C-A-I	YDS	TD	NO-YDS		
9/22	at Houston	L 0-19	32,000	—	—	14	34-21-0	12-32-5	151	0	66-172	13	46-103-3	7-10-2	96	0	56-199
9/29	PITTSBURGH	L 14-24	25,000	—	—	16	29-84-0	14-29-1	194	2	58-278	23	72-353-2	2-6-0	21	1	78-374
10/13	* at Arkansas	L 21-28	32,000	—	8	19	37-46-1	16-27-1	224	2	64-270	20	58-188-4	11-16-1	145	0	74-333
10/20	* TEXAS TECH	W 28-6	16,000	—	—	19	54-292-3	12-21-1	114	1	76-406	10	32-90-0	10-23-3	88	1	55-178
10/27	* TEXAS A&M (HC)	L 3-6	35,000	—	—	14	38-91-0	14-26-1	158	0	64-249	12	45-118-0	2-15-1	61	0	60-179
11/3	* at TCU	L 26-28	20,000	—	—	14	32-71-1	13-27-0	208	2	59-279	21	47-171-2	14-26-1	192	2	73-363
11/10	* TEXAS	L 12-27	30,000	—	5	18	24-63-1	20-37-1	235	1	61-298	25	59-242-2	11-24-0	195	2	83-437
11/17	at Air Force	W 10-3	18,600	—	—	13	39-105-0	9-17-1	131	1	56-236	13	59-175-0	4-19-4	38	0	78-213
11/24	* at SMU	W 17-13	12,000	—	—	19	56-230-1	6-12-1	54	1	68-284	15	45-188-2	7-16-2	78	0	61-266
12/1	* RICE	W 28-15	16,000	—	—	21	35-166-2	17-26-2	245	2	61-411	16	42-142-0	10-27-2	113	2	69-255





# ALL-TIME RESULTS

## 1963 JOHN D. BRIDGERS

8-3 • 6-1 SWC

20TH UPI

Team Captain: Bobby Crenshaw, Don Trull

DATE	OPPONENT	RESULT	ATTEND	AP RANK		BAYLOR					OPPONENT					TV			
				BU	OPP	FD	ATT-YDS-TD	C-A-I	YDS	TD	NO-YDS	FD	ATT-YDS-TD	C-A-I	YDS		TD	NO-YDS	
9/28	HOUSTON	W	27-0	20,000	—	—	20	42-220-4	14-24-0	144	0	66-364	9	32-71-0	14-25-0	112	0	57-183	
10/5	Oregon St. (Portland, Ore.)	L	15-22	24,342	—	—	19	40-125-1	16-28-1	246	1	68-371	17	39-156-2	11-22-1	190	1	61-346	
10/12	* ARKANSAS	W	14-10	33,000	—	—	18	35-55-0	21-34-2	241	2	69-296	13	41-99-1	10-21-1	126	0	62-225	
10/19	* at Texas Tech	W	21-17	32,000	—	—	17	37-115-0	19-32-2	262	3	69-377	9	49-153-0	2-6-1	16	1	55-169	
10/26	* at Texas A&M	W	34-7	21,000	—	—	19	34-133-1	19-39-3	244	4	73-377	7	36-62-1	10-28-1	108	0	64-170	
11/2	* TCU (HC)	W	32-13	36,000	—	—	27	39-157-4	20-40-0	273	1	79-430	11	35-154-1	7-14-1	62	1	49-216	
11/9	* at Texas	L	0-7	64,530	—	1	13	18-6-0	19-39-2	204	0	57-210	17	63-242-1	5-8-0	60	0	71-302	
11/16	KENTUCKY	L	7-19	18,000	—	—	19	42-112-0	17-30-3	248	1	72-360	13	39-102-1	7-15-1	171	1	54-273	
11/30	* at Rice	W	21-12	40,000	—	—	17	38-104-3	18-33-0	187	0	71-291	16	37-207-1	8-17-1	161	1	54-368	
12/7	* SMU	W	20-6	26,000	—	—	20	40-164-2	14-21-0	110	1	61-274	14	44-138-1	8-20-0	94	0	64-232	

BLUEBONNET BOWL • RICE STADIUM • HOUSTON, TEXAS

12/21	LSU	W	14-7	50,000	—	—	27	42-130-0	26-37-1	130	2	79-255	4	32-95-1	1-5-0	13	0	37-108	CBS (n)
-------	-----	---	------	--------	---	---	----	----------	---------	-----	---	--------	---	---------	-------	----	---	--------	---------

## 1964 JOHN D. BRIDGERS

5-5 • 4-3 SWC

Team Captain: Bobby R. Maples, James W. Rust

DATE	OPPONENT	RESULT	ATTEND	AP RANK		BAYLOR					OPPONENT					TV			
				BU	OPP	FD	ATT-YDS-TD	C-A-I	YDS	TD	NO-YDS	FD	ATT-YDS-TD	C-A-I	YDS		TD	NO-YDS	
9/26	at Washington	L	14-35	57,302	—	7	16	26-(11)-0	20-42-1	327	2	68-316	15	51-188-4	9-13-0	95	0	64-283	
10/3	OREGON STATE	L	6-13	23,000	—	—	15	25-47-0	16-35-2	261	1	59-308	14	45-196-1	9-13-1	117	0	58-313	
10/10	* Arkansas (Little Rock, Ark.)	L	6-17	41,000	—	9	12	17-89-0	11-22-3	155	1	39-244	20	74-257-2	6-11-1	85	0	85-342	
10/17	* TEXAS TECH	W	28-10	19,165	—	—	19	43-169-3	13-25-1	197	1	68-366	17	50-175-1	8-18-2	94	0	68-269	
10/24	* TEXAS A&M (HC)	W	20-16	29,687	—	—	18	36-98-1	17-30-3	229	1	66-327	15	47-199-2	6-16-1	72	0	63-271	
10/31	* at TCU	L	14-17	22,119	—	—	10	16-57-0	11-21-1	154	2	37-211	23	73-288-1	6-14-0	72	1	87-360	
11/7	* TEXAS	L	14-20	39,686	—	6	18	35-(21)-0	20-33-4	266	2	68-245	13	46-138-1	7-12-0	107	1	58-245	
11/14	at Kentucky	W	17-15	28,000	—	—	14	44-216-2	8-21-3	95	0	65-311	14	36-155-2	9-19-2	120	0	55-275	
11/21	* at SMU	W	16-13	15,000	—	—	15	49-121-1	11-24-2	148	1	73-269	7	41-118-1	2-13-1	23	0	54-141	
11/28	* RICE	W	27-20	22,338	—	—	15	38-69-2	14-29-1	191	2	67-260	13	49-203-3	3-11-1	67	0	60-270	

## 1965 JOHN D. BRIDGERS

5-5 • 3-4 SWC

Team Captain: Mike V. Bourland, Bill Ferguson

DATE	OPPONENT	RESULT	ATTEND	AP RANK		BAYLOR					OPPONENT					TV			
				BU	OPP	FD	ATT-YDS-TD	C-A-I	YDS	TD	NO-YDS	FD	ATT-YDS-TD	C-A-I	YDS		TD	NO-YDS	
9/18	at Auburn	W	14-8	25,000	—	—	13	41-70-1	17-30-1	205	1	71-275	8	31-85-0	8-18-0	154	1	49-239	
9/25	WASHINGTON	W	17-14	22,000	—	—	19	40-117-0	19-35-1	271	2	75-388	10	42-85-1	9-21-1	108	1	63-193	
10/2	at Florida State	L	7-9	28,900	—	—	15	44-146-0	12-33-2	151	1	77-297	8	35-89-0	10-29-2	160	1	64-249	
10/9	* ARKANSAS	L	7-38	33,246	—	3	6	28-52-0	9-23-6	79	1	51-131	22	59-201-3	4-17-1	89	1	76-290	
10/23	* at Texas A&M	W	31-0	26,000	—	—	24	49-190-2	20-27-0	286	2	76-476	7	28-41-0	9-22-0	58	0	63-99	
10/30	* TCU (HC)	L	7-10	32,000	—	—	15	31-79-1	15-36-4	175	0	67-254	12	47-125-0	11-15-1	94	1	62-219	
11/6	* at Texas	L	14-35	57,500	—	—	20	35-102-1	18-47-4	224	1	82-326	21	58-230-1	11-20-0	197	4	78-427	
11/13	* at Texas Tech	L	22-34	45,619	—	—	18	38-150-2	16-34-3	184	1	72-334	20	45-156-2	19-33-2	258	3	78-414	
11/20	* SMU	W	20-10	20,000	—	—	17	39-66-0	18-38-2	166	1	77-232	13	44-100-1	8-23-4	55	0	67-155	
11/27	* at Rice	W	17-13	20,000	—	—	18	44-164-2	13-22-2	128	0	66-292	18	41-137-0	14-24-1	179	2	68-316	

## 1966 JOHN D. BRIDGERS

5-5 • 3-4 SWC

Team Captain: Dwight Hood, Terry Southall

DATE	OPPONENT	RESULT	ATTEND	AP RANK		BAYLOR					OPPONENT					TV			
				BU	OPP	FD	ATT-YDS-TD	C-A-I	YDS	TD	NO-YDS	FD	ATT-YDS-TD	C-A-I	YDS		TD	NO-YDS	
9/10	SYRACUSE	W	35-12	31,000	—	7	16	33-52-0	15-30-0	258	5	63-310	16	46-154-1	11-20-1	89	1	66-243	ABC
9/24	COLORADO	L	7-13	29,000	10	—	17	31-72-0	18-38-4	170	1	69-242	13	52-175-2	6-17-1	94	0	69-269	
10/1	at Washington State	W	20-14	19,775	—	—	19	42-204-2	11-25-3	180	1	67-384	14	46-119-1	12-21-2	115	0	67-234	
10/8	* at Arkansas	W	7-0	39,518	—	5	17	35-112-0	13-33-2	161	1	68-273	20	49-180-0	10-29-0	112	0	78-292	
10/22	* TEXAS A&M (HC)	L	13-17	33,481	—	—	15	25-98-1	15-36-5	199	1	61-297	19	53-129-1	16-26-1	156	1	79-285	
10/29	* at TCU	L	0-6	24,848	—	—	16	36-88-0	15-37-3	157	0	73-245	9	41-140-0	3-15-1	16	0	56-156	
11/5	* TEXAS	L	14-26	37,511	—	—	13	28-76-0	25-36-0	188	2	64-264	18	59-333-4	5-8-1	59	0	67-392	
11/12	* at Texas Tech	W	29-14	28,965	—	—	22	51-126-2	24-42-3	219	2	93-345	11	31-107-1	11-35-2	115	1	66-222	
11/19	* at SMU	L	22-24	30,000	—	—	29	36-103-1	29-50-2	350	2	86-453	16	51-258-1	4-16-3	114	0	67-372	
11/26	* RICE	W	21-14	17,216	—	—	15	30-87-1	18-36-1	244	2	66-331	19	51-154-2	11-22-2	160	0	73-314	



# ALL-TIME RESULTS

## 1967 JOHN D. BRIDGERS

1-8-1 • 0-6-1 SWC

Team Captain: Greg Pipes, Randy Behringer

DATE	OPPONENT	RESULT	ATTEND	AP RANK		BAYLOR				OPPONENT				TV			
				BU	OPP	FD	ATT-YDS-TD	C-A-I	YDS	TD	NO-YDS	FD	ATT-YDS-TD		C-A-I	YDS	TD
9/16	at Colorado	L 7-27	31,400	—	10	10	49-107-0	8-20-3	106	1	69-213	19	43-211-4	13-27-1	164	0	70-375
9/23	at Syracuse	L 0-7	31,457	—	—	10	28-4-0	12-31-1	113	0	59-117	22	57-243-1	11-20-2	111	0	77-324
10/7	WASHINGTON STATE	W 10-7	20,000	—	—	11	53-172-0	6-17-1	79	1	66-251	17	49-171-1	9-24-5	116	0	73-287
10/14	* ARKANSAS	T 10-10	32,000	—	—	15	48-181-1	7-21-2	117	0	69-298	15	52-169-1	8-12-1	89	0	64-258
10/28	* at Texas A&M	L 3-21	37,720	—	—	21	40-118-0	20-36-6	282	0	76-400	12	50-151-1	7-12-0	105	2	62-256
11/4	* TCU (HC)	L 7-29	25,000	—	—	12	43-73-0	10-25-3	197	1	68-270	30	72-404-4	9-22-3	133	0	94-537
11/11	* at Texas	L 0-24	34,000	—	—	11	34-52-0	10-34-3	136	0	68-188	18	57-159-2	13-28-4	244	1	85-403
11/18	* at Texas Tech	L 29-31	34,000	—	—	27	48-235-0	15-27-2	213	4	75-448	19	48-217-3	14-21-0	233	1	69-450
11/25	* SMU	L 10-16	20,000	—	—	21	46-158-1	14-24-2	179	0	70-337	19	27-76-2	25-35-1	268	0	62-344
12/2	* at Rice	L 25-27	18,000	—	—	22	48-186-0	14-30-2	123	2	78-309	18	52-236-4	8-21-2	89	0	73-325

## 1968 JOHN D. BRIDGERS

3-7 • 3-4 SWC

Team Captain: Jackie Allen, Pinkie Palmer

DATE	OPPONENT	RESULT	ATTEND	AP RANK		BAYLOR				OPPONENT				TV			
				BU	OPP	FD	ATT-YDS-TD	C-A-I	YDS	TD	NO-YDS	FD	ATT-YDS-TD		C-A-I	YDS	TD
9/21	at Indiana	L 36-40	44,382	—	15	26	52-152-3	17-37-3	236	1	89-388	30	60-348-3	15-21-2	260	2	81-608
9/28	at Michigan State	L 10-28	64,826	—	—	21	44-146-1	15-32-3	197	0	76-343	20	61-223-3	9-17-2	197	1	78-420
10/5	at LSU	L 16-48	67,931	—	10	14	36-121-0	9-31-3	104	1	67-225	25	69-259-5	11-18-0	156	1	87-415
10/12	* at Arkansas	L 19-35	41,000	—	14	24	55-186-2	17-28-2	214	1	83-400	22	41-159-3	22-35-2	260	1	76-419
10/26	* TEXAS A&M (HC)	W 10-9	40,000	—	—	17	54-230-0	11-28-1	158	1	82-388	24	30-129-0	22-49-3	278	1	79-407
11/2	* at TCU	L 14-47	23,078	—	—	18	27-90-1	17-42-7	234	1	69-324	24	74-305-6	4-7-0	58	0	81-363
11/9	* TEXAS	L 26-47	33,000	—	10	19	43-182-2	13-29-1	200	1	92-382	38	82-557-7	5-15-2	100	0	95-657
11/16	* TEXAS TECH	W 42-28	20,000	—	—	27	54-244-4	17-33-3	219	2	87-463	17	54-135-3	6-18-2	71	1	72-206
11/23	* at SMU	L 17-33	22,000	—	—	19	41-60-0	14-39-5	197	1	80-257	29	44-164-2	26-51-2	348	3	95-512
11/30	* RICE	W 16-7	—	—	—	14	59-287-2	3-16-2	27	0	72-314	18	70-317-1	1-3-0	(-3)	0	73-314

## BILL BEALL

1969-1971

3-28

### 1969 BILL BEALL

0-10 • 0-7 SWC

Team Captain: Gordon Utgard, Ed Marsh

DATE	OPPONENT	RESULT	ATTEND	AP RANK		BAYLOR				OPPONENT				TV			
				BU	OPP	FD	ATT-YDS-TD	C-A-I	YDS	TD	NO-YDS	FD	ATT-YDS-TD		C-A-I	YDS	TD
9/20	KANSAS STATE	L 15-45	30,000	—	—	7	23-27-0	12-35-2	110	0	58-137	23	63-312-3	18-29-1	173	3	92-485
9/27	at Georgia Tech	L 10-17	37,776	—	—	11	41-31-0	12-26-3	217	1	67-248	14	46-144-0	11-22-2	111	1	68-255
10/4	at LSU	L 8-63	65,000	—	16	15	33-20-0	15-38-3	192	1	71-212	30	71-349-8	15-23-0	195	1	94-544
10/11	* ARKANSAS	L 7-21	30,000	—	3	13	53-116-1	8-24-1	87	0	77-203	17	57-213-3	7-14-2	133	0	71-346
10/25	* at Texas A&M	L 0-24	37,190	—	—	7	43-123-0	7-23-4	64	0	66-187	18	62-235-2	8-23-0	103	0	85-338
11/1	* TCU (HC)	L 14-31	25,000	—	—	12	46-192-2	6-24-2	92	0	70-284	23	54-286-2	19-30-2	214	2	84-500
11/8	* at Texas	L 14-56	51,000	—	2	12	38-93-2	8-27-5	110	0	63-203	31	67-388-7	12-23-0	167	1	90-555
11/15	* at Texas Tech	L 7-41	32,000	—	—	9	52-144-1	3-14-2	36	0	66-180	20	54-172-2	14-30-1	151	3	84-323
11/22	* SMU	L 6-12	20,000	—	—	16	49-181-0	9-22-3	101	0	71-282	20	45-208-1	19-37-2	193	0	82-401
11/29	* at Rice	L 6-34	17,000	—	—	16	43-157-0	12-29-6	112	1	72-263	14	52-207-5	16-27-2	191	0	79-398

### 1970 BILL BEALL

2-9 • 1-6 SWC

Team Captain: Derek Davis, David Jones

DATE	OPPONENT	RESULT	ATTEND	AP RANK		BAYLOR				OPPONENT				TV			
				BU	OPP	FD	ATT-YDS-TD	C-A-I	YDS	TD	NO-YDS	FD	ATT-YDS-TD		C-A-I	YDS	TD
9/11	at Missouri	L 0-38	32,000	—	11	11	42-46-0	6-21-2	75	0	63-121	22	50-207-3	15-32-0	220	2	82-421
9/19	at Army	W 10-7	36,539	—	—	9	63-212-1	2-11-0	5	0	74-217	15	35-89-0	15-32-3	194	1	67-283
9/26	PITTSBURGH	L 10-15	20,000	—	—	13	46-135-1	7-15-0	49	0	61-184	24	62-207-2	12-21-2	162	0	83-369
10/3	at LSU	L 10-31	60,000	—	—	10	32-104-0	9-22-1	116	1	54-220	29	57-184-3	22-39-1	357	1	96-541
10/10	* Arkansas (Little Rock, Ark.)	L 7-41	53,000	—	10	11	26-40-0	14-38-1	175	1	64-215	24	63-226-3	14-29-1	171	1	92-397
10/24	* TEXAS A&M (HC)	W 29-24	41,000	—	—	19	41-110-2	14-29-3	211	1	70-321	19	58-121-2	11-18-2	201	2	76-322
10/31	* at TCU	L 17-24	21,817	—	—	10	38-55-0	7-29-3	213	1	67-268	16	71-274-3	4-13-2	40	0	84-314
11/7	* TEXAS	L 14-21	36,000	—	1	15	50-148-0	6-18-1	114	1	68-262	17	66-244-3	3-9-0	65	0	75-309
11/14	* TEXAS TECH	L 3-7	19,000	—	—	10	49-116-0	5-15-0	81	0	64-197	19	64-267-0	8-15-1	71	1	79-338
11/21	* at SMU	L 10-23	22,963	—	—	10	53-187-1	2-21-4	21	0	74-208	13	41-63-3	20-36-3	286	0	77-349
11/28	* RICE	L 23-28	22,000	—	—	22	54-220-1	11-24-4	166	2	78-386	16	47-203-3	10-20-1	107	0	67-310



# ALL-TIME RESULTS

## 1971 BILL BEALL

1-9 • 0-7 SWC

Team Captain: Gary Sutton, Phil Beall, Glen Chmelar

DATE	OPPONENT	RESULT	ATTEND	AP RANK		BAYLOR					OPPONENT					TV			
				BU	OPP	FD	ATT-YDS-TD	C-A-I	YDS	TD	NO-YDS	FD	ATT-YDS-TD	C-A-I	YDS		TD	NO-YDS	
9/18	at Kansas	L	0-22	32,500	—	—	12	54-91-0	3-17-3	45	0	71-136	17	55-177-1	8-15-0	96	1	70-273	
9/25	INDIANA	W	10-0	27,500	—	—	9	47-154-0	3-16-2	41	0	63-195	12	51-94-0	9-28-1	96	0	79-190	
10/1	at Miami, Fla.	L	15-41	26,876	—	—	11	34-69-1	7-28-4	81	1	62-151	20	56-208-3	10-24-1	161	1	80-369	
10/9	* ARKANSAS	L	7-35	33,000	—	17	11	49-172-0	2-14-5	74	1	63-246	23	59-270-3	11-20-3	188	2	79-458	
10/23	* at Texas A&M	L	9-10	28,662	—	—	7	45-107-1	2-7-0	34	0	52-141	11	57-189-1	4-12-1	39	0	61-228	
10/30	* TCU (HC)	L	27-34	30,000	—	—	16	52-209-4	5-12-1	94	0	64-303	23	67-330-3	2-5-2	21	2	72-351	
11/6	* at Texas	L	0-24	58,000	—	15	7	37-39-0	4-17-2	63	0	54-102	19	67-306-3	3-10-0	24	0	77-330	
11/13	* at Texas Tech	L	0-27	32,169	—	—	5	40-83-0	1-12-3	5	0	52-88	27	62-215-2	15-28-2	184	1	90-399	
11/20	* SMU	L	6-20	25,000	—	—	9	43-70-1	3-11-1	76	0	54-146	15	48-163-0	10-18-1	108	2	66-271	
11/27	* at Rice	L	0-23	15,000	—	—	14	44-156-0	2-20-4	38	0	64-194	22	56-157-0	17-31-1	204	2	87-361	

## GRANT TEAFF

1972-1992

128-105-6

### 1972 GRANT TEAFF

5-6 • 3-4 SWC

Team Captain: Harold Rodgers, Ira Dean, Tommy Stewart, Gene Wilson, Roger Goree, Glen Chmelar

DATE	OPPONENT	RESULT	ATTEND	AP RANK		BAYLOR					OPPONENT					TV			
				BU	OPP	FD	ATT-YDS-TD	C-A-I	YDS	TD	NO-YDS	FD	ATT-YDS-TD	C-A-I	YDS		TD	NO-YDS	
9/16	at Georgia	L	14-24	53,201	—	16	20	39-131-1	18-32-1	183	0	71-314	12	45-132-2	5-12-0	135	1	57-267	
9/23	at Missouri	W	27-0	42,000	—	—	14	62-229-2	7-11-0	72	1	73-301	15	53-134-0	5-19-4	111	0	72-245	
10/7	MIAMI, FLA.	W	10-3	35,000	—	—	20	53-208-0	12-16-0	136	1	69-344	19	47-247-0	12-30-2	159	0	77-386	
10/14	* at Arkansas	L	20-31	41,670	—	20	11	44-139-2	9-21-4	124	1	65-263	22	56-259-3	11-28-1	140	1	84-399	
10/21	at Oklahoma State	L	7-20	39,000	—	—	14	57-107-1	10-21-3	112	0	78-219	12	66-195-1	1-5-0	27	1	71-222	
10/28	* TEXAS A&M (HC)	W	15-13	40,000	—	—	13	56-156-1	6-16-2	77	0	72-233	10	41-130-1	8-24-2	113	0	65-243	
11/4	* at TCU	W	42-9	22,925	—	—	21	57-169-5	16-27-2	232	1	84-401	7	45-109-1	6-19-6	44	0	64-153	
11/11	* TEXAS	L	3-17	48,394	—	9	15	52-141-0	7-20-2	87	0	72-228	16	58-263-2	3-14-0	33	0	72-296	
11/18	* TEXAS TECH	L	7-13	18,000	—	—	19	47-213-0	5-16-2	60	1	63-273	20	72-329-1	1-6-0	18	0	78-347	
11/25	* at SMU	L	7-12	18,035	—	—	18	50-223-1	5-11-1	53	0	61-276	19	59-217-2	5-10-1	78	0	69-295	
12/2	* RICE	W	28-14	26,000	—	—	20	58-192-3	9-11-0	87	1	69-279	18	33-113-0	15-32-2	157	1	65-270	

### 1973 GRANT TEAFF

2-9 • 0-7 SWC

Team Captain: Richard Mason, Cary Dorman

DATE	OPPONENT	RESULT	ATTEND	AP RANK		BAYLOR					OPPONENT					TV			
				BU	OPP	FD	ATT-YDS-TD	C-A-I	YDS	TD	NO-YDS	FD	ATT-YDS-TD	C-A-I	YDS		TD	NO-YDS	
9/15	OKLAHOMA	L	14-42	46,000	—	11	10	46-120-0	9-22-3	113	2	68-233	25	72-480-5	3-7-0	39	0	79-519	
9/22	at Pittsburgh	W	20-14	28,332	—	—	24	77-323-3	5-5-0	68	0	82-391	15	39-174-1	10-16-0	99	1	55-273	
9/29	at Colorado	L	28-52	48,041	—	—	15	52-229-1	14-29-2	168	3	81-397	20	43-270-2	12-20-1	224	4	63-454	
10/6	FLORIDA STATE	W	21-14	22,025	—	—	12	54-307-3	4-8-0	45	0	62-352	14	45-183-0	12-29-3	179	2	74-362	
10/13	* ARKANSAS	L	7-13	28,000	—	—	25	43-165-1	23-36-2	342	0	79-507	15	59-354-2	1-3-0	9	0	62-363	
10/27	* at Texas A&M	L	22-28	44,182	—	—	15	43-126-1	8-17-0	139	2	60-265	20	69-312-3	2-3-0	21	0	72-333	
11/3	* TCU (HC)	L	28-34	30,257	—	—	21	43-110-1	20-34-2	336	3	77-446	21	68-315-5	5-10-2	92	0	78-407	
11/10	* at Texas	L	6-42	64,500	—	13	21	36-110-0	16-30-3	178	1	66-288	26	62-420-6	7-13-1	70	0	75-490	
11/17	* at Texas Tech	L	24-55	35,102	—	12	29	46-190-1	22-40-1	290	2	86-480	23	57-412-5	7-12-0	128	3	69-540	ABC (r)
11/24	* SMU	L	22-38	23,000	—	—	20	53-267-2	8-20-3	106	1	73-373	23	58-342-3	3-6-0	110	1	64-452	
12/1	* at Rice	L	0-27	14,000	—	—	19	40-200-0	13-29-2	198	0	69-398	20	47-150-1	16-30-2	228	2	77-378	

### 1974 GRANT TEAFF

8-4 • 6-1 SWC

SOUTHWEST CONFERENCE CHAMPIONS • 14TH AP • 14TH UPI

Team Captain: Derrel Luce, Neal Jeffrey, Aubrey Schulz, Joe Johnson

DATE	OPPONENT	RESULT	ATTEND	AP RANK		BAYLOR					OPPONENT					TV			
				BU	OPP	FD	ATT-YDS-TD	C-A-I	YDS	TD	NO-YDS	FD	ATT-YDS-TD	C-A-I	YDS		TD	NO-YDS	
9/14	at Oklahoma	L	11-28	61,826	—	1	12	52-128-0	9-17-3	93	1	69-221	25	63-438-4	6-11-0	116	0	74-554	
9/21	at Missouri	L	21-28	43,752	—	—	16	48-142-1	10-17-1	97	1	65-239	18	57-281-2	8-15-1	63	1	72-344	
9/28	OKLAHOMA STATE	W	31-14	30,000	—	12	17	48-156-1	10-20-0	167	3	68-323	9	44-85-1	8-16-0	97	0	60-182	
10/5	at Florida State	W	21-17	25,262	—	—	18	48-227-3	9-20-2	116	0	68-343	15	43-159-2	15-26-0	140	0	69-299	
10/12	* at Arkansas	W	21-17	43,300	—	14	18	54-207-2	11-16-0	128	1	60-335	13	59-225-1	2-4-0	72	1	63-297	
10/26	* TEXAS A&M (HC)	L	0-20	51,200	—	8	4	30-105-0	4-12-3	44	0	42-149	18	61-310-1	5-9-0	35	0	70-345	
11/2	* at TCU	W	21-7	18,792	—	—	18	52-173-2	10-17-0	165	1	69-338	20	39-144-0	17-29-2	256	1	68-400	
11/9	* TEXAS	W	34-24	43,100	—	12	24	46-125-2	20-32-2	351	2	78-476	17	58-273-3	4-31-3	54	0	71-327	
11/16	* TEXAS TECH	W	17-10	32,000	—	20	18	57-211-2	7-13-1	97	0	90-308	13	50-185-1	3-12-1	16	0	62-201	
11/23	* at SMU	W	31-14	40,168	16	—	22	53-279-4	12-18-0	173	0	71-452	15	48-150-1	8-20-2	134	1	68-284	
11/30	* RICE	W	24-3	40,500	16	—	19	58-223-3	9-18-2	168	0	76-391	13	42-108-0	9-28-2	138	0	70-246	

### COTTON BOWL • COTTON BOWL STADIUM • DALLAS, TEXAS

1/1	Penn State	L	20-41	68,500	12	7	16	42-138-1	10-23-2	175	2	65-313	21	56-265-3	10-20-	226	1	76-491	CBS (n)
-----	------------	---	-------	--------	----	---	----	----------	---------	-----	---	--------	----	----------	--------	-----	---	--------	---------



# ALL-TIME RESULTS

## 1975 GRANT TEAFF

3-6-2 • 2-5 SWC

Team Captain: Tim Black, Mark Jackson, Warton Foster, Pat McNeil

DATE	OPPONENT	RESULT	ATTEND	AP RANK		BAYLOR				OPPONENT				TV				
				BU	OPP	FD	ATT-YDS-TD	C-A-I	YDS	TD	NO-YDS	FD	ATT-YDS-TD		C-A-I	YDS	TD	NO-YDS
9/6	OLE MISS	W	20-10	43,600	—	—	21	53-340-2	7-16-2	67	0	69-407	10	40-85-1	10-14-0	107	0	54-192
9/20	AUBURN	T	10-10	46,300	—	—	13	47-148-0	9-21-0	102	1	68-250	18	54-245-0	5-14-2	63	0	68-308
9/27	at Michigan	T	14-14	104,248	—	9	21	60-221-2	11-20-0	117	0	80-338	15	60-221-2	3-10-2	53	0	63-216
10/4	at South Carolina	L	13-24	44,192	18	—	24	57-330-0	9-18-2	87	1	75-417	21	56-302-3	7-15-0	79	0	71-381
10/11	* ARKANSAS	L	3-41	47,200	—	—	21	52-210-0	10-27-2	134	0	79-344	20	68-460-6	1-6-0	16	0	74-476
10/25	* at Texas A&M	L	10-19	53,693	—	5	9	41-62-0	5-12-1	111	1	53-173	17	66-245-1	3-8-1	42	0	74-287
11/1	* TCU (HC)	W	24-6	41,500	—	—	25	57-371-2	5-13-3	103	1	70-474	19	41-169-0	11-20-1	135	1	61-302
11/8	* at Texas	L	21-37	75,500	—	7	19	47-155-2	11-20-2	189	1	67-344	21	68-311-5	2-5-0	45	0	73-356
11/15	* at Texas Tech	L	10-33	36,594	—	—	13	40-205-1	10-19-0	97	0	59-302	27	72-346-3	5-11-1	50	0	83-396
11/22	* SMU	L	31-34	27,300	—	—	22	65-359-4	5-7-0	144	0	72-503	29	56-261-1	14-27-1	227	4	83-488
11/29	* at Rice	W	25-7	10,000	—	—	23	76-321-1	6-15-0	87	1	91-408	10	25-77-1	8-24-4	79	0	49-156

## 1976 GRANT TEAFF

7-3-1 • 4-3-1 SWC

TIED 19TH UPI

Team Captain: Flynn Bucy, James Tipton

DATE	OPPONENT	RESULT	ATTEND	AP RANK		BAYLOR				OPPONENT				TV				
				BU	OPP	FD	ATT-YDS-TD	C-A-I	YDS	TD	NO-YDS	FD	ATT-YDS-TD		C-A-I	YDS	TD	NO-YDS
9/11	* HOUSTON	L	5-23	37,500	—	—	13	44-176-0	7-15-2	67	0	59-243	16	62-254-4	5-12-0	47	0	74-301
9/18	at Auburn	W	15-14	50,000	—	—	22	51-136-1	14-27-0	142	1	78-278	16	46-187-0	9-16-0	172	2	62-359
9/25	at Illinois	W	34-19	44,481	—	14	21	67-272-4	3-15-1	28	0	82-300	16	42-149-1	10-28-2	132	2	70-281
10/2	SOUTH CAROLINA	W	18-17	34,500	—	—	21	46-161-1	12-18-1	147	1	64-308	15	62-182-2	5-12-0	49	0	74-231
10/9	* SMU	W	27-20	25,000	—	—	25	72-319-3	8-20-1	70	0	92-389	9	32-75-3	7-15-0	145	0	47-220
10/16	* at Texas A&M	L	0-24	52,241	—	—	16	48-93-0	9-30-3	91	0	78-184	12	50-177-1	6-13-1	79	1	63-256
11/6	* ARKANSAS (HC)	T	7-7	47,900	—	12	16	53-175-1	9-15-0	91	0	68-266	11	49-154-0	1-3-0	41	1	52-195
11/13	* at Rice	W	38-6	10,000	—	—	25	72-267-4	18-31-0	256	1	103-513	12	12-(2)-0	12-34-1	155	0	46-153
11/20	* TEXAS	W	20-10	45,500	—	—	18	63-198-1	7-17-1	94	1	80-292	7	37-14-0	4-6-1	138	0	43-152
11/27	* at TCU	W	24-19	11,480	—	—	20	56-215-1	8-18-2	72	2	74-287	18	42-107-0	17-30-0	230	2	72-337
12/4	* at Texas Tech	L	21-24	37,105	18	9	21	54-251-2	14-21-1	160	1	75-411	13	41-223-3	9-16-1	122	0	57-345

## 1977 GRANT TEAFF

5-6 • 3-5 SWC

Team Captain: Tommy Davidson, Gary Hutchinson, Gary Blair, Ron Burns

DATE	OPPONENT	RESULT	ATTEND	AP RANK		BAYLOR				OPPONENT				TV				
				BU	OPP	FD	ATT-YDS-TD	C-A-I	YDS	TD	NO-YDS	FD	ATT-YDS-TD		C-A-I	YDS	TD	NO-YDS
9/10	* TEXAS TECH	L	7-17	38,604	—	8	9	45-192-1	5-11-1	32	0	56-224	13	46-242-1	6-12-0	29	1	58-272
9/17	KENTUCKY	W	21-6	30,000	—	—	18	57-189-2	10-17-0	80	0	74-269	21	56-218-1	8-17-0	69	0	83-287
9/24	at Nebraska	L	10-31	76,231	—	14	9	35-77-0	9-27-2	105	1	62-182	18	66-300-2	8-18-0	114	1	84-414
10/1	* at Houston	L	24-28	37,421	—	19	19	50-151-0	9-14-0	102	3	64-253	21	60-303-2	4-11-0	120	2	71-423
10/8	* SMU	W	9-6	30,300	—	—	23	65-372-0	6-17-1	47	0	82-419	12	41-141-0	5-18-0	21	0	59-162
10/15	* TEXAS A&M	L	31-38	45,000	—	13	13	54-226-4	9-23-3	82	0	77-308	16	65-313-2	4-10-1	94	3	75-407
10/22	AIR FORCE (HC)	W	38-7	30,350	—	—	22	53-335-2	12-21-1	141	2	74-476	21	36-75-0	22-41-5	311	1	77-386
11/5	* Arkansas (Little Rock)	L	9-35	53,620	—	8	12	59-171-1	5-14-2	34	0	73-205	15	41-97-1	14-25-1	223	3	66-325
11/12	* RICE	W	24-14	25,000	—	—	26	66-308-3	13-15-0	151	0	81-459	15	31-79-1	20-37-4	218	1	68-297
11/19	* at Texas	L	7-29	60,000	—	1	10	40-50-0	6-16-1	132	1	56-182	25	72-310-3	8-14-0	124	1	86-434
11/26	* TCU	W	48-9	15,000	—	—	25	60-381-5	15-26-1	147	1	86-528	18	42-158-0	9-23-2	97	1	65-255

## 1978 GRANT TEAFF

3-8 • 3-5 SWC

Team Captain: Not Available

DATE	OPPONENT	RESULT	ATTEND	AP RANK		BAYLOR				OPPONENT				TV				
				BU	OPP	FD	ATT-YDS-TD	C-A-I	YDS	TD	NO-YDS	FD	ATT-YDS-TD		C-A-I	YDS	TD	NO-YDS
9/16	at Georgia	L	14-16	43,000	—	—	19	38-168-1	15-24-0	178	1	62-346	20	58-224-1	5-12-1	60	0	70-284
9/23	at Kentucky	L	21-25	57,793	—	—	18	39-124-2	17-36-3	249	1	75-373	20	54-187-2	16-26-3	182	1	80-369
9/30	at Ohio State	L	28-34	87,998	—	13	19	33-156-1	17-34-1	249	3	77-397	26	81-373-3	3-9-2	97	1	90-470
10/7	* HOUSTON	L	18-20	35,000	—	—	18	50-196-2	15-34-3	171	0	84-367	13	51-201-3	7-14-0	115	0	65-326
10/14	* SMU	L	21-28	36,500	—	—	19	66-187-3	8-16-1	95	0	82-282	23	29-66-0	32-43-1	335	4	72-401
10/21	* at Texas A&M	W	24-6	55,458	—	12	12	43-241-1	5-13-0	122	2	56-363	26	59-221-0	13-22-1	140	0	81-361
10/28	* at TCU	W	28-21	16,722	—	—	24	63-302-3	12-19-3	105	1	82-407	13	44-168-2	15-29-2	139	0	73-307
11/4	* at Texas Tech	L	9-27	48,895	—	—	14	34-145-0	10-24-3	143	1	58-288	22	71-359-1	8-15-1	147	2	86-506
11/11	* ARKANSAS (HC)	L	14-27	45,000	—	16	15	41-155-0	11-22-2	156	2	63-311	22	70-241-3	7-11-1	116	0	81-363
11/18	* at Rice	L	10-24	13,000	—	—	19	60-261-1	6-20-3	39	0	80-300	17	41-113-2	27-37-0	214	0	78-327
11/25	* TEXAS	W	38-14	31,500	—	9	14	68-196-3	6-16-2	84	2	84-280	13	39-95-0	9-30-6	116	1	69-211





# ALL-TIME RESULTS

**1979 GRANT TEAFF 8-4 • 5-3 SWC 14TH AP • 15TH UPI**

Team Captain: Mike Singletary, Mickey Elam, Keith Bishop

DATE	OPPONENT	RESULT	ATTEND	AP RANK		BAYLOR					OPPONENT					TV			
				BU	OPP	FD	ATT	YDS	TD	C-A-I	YDS	TD	NO-YDS	FD	ATT		YDS	TD	NO-YDS
9/8	LAMAR	W	20-7	25,000	—	—	24	68-279-2	5-13-0	113	1	81-360	15	32-169-1	15-27-3	132	0	59-301	
9/15	* TEXAS A&M	W	17-7	48,500	—	—	19	77-315-2	2-9-1	36	0	86-351	16	50-191-1	8-14-1	68	0	63-259	
9/22	Alabama (Birmingham, Ala.)	L	0-45	77,512	—	2	6	32-67-0	5-22-6	72	0	54-139	24	82-431-5	2-11-1	16	0	93-447	
9/29	* TEXAS TECH	W	27-17	35,800	—	—	13	51-231-1	4-6-1	55	1	57-286	19	52-218-1	9-28-2	73	1	80-291	
10/6	* at Houston	L	10-13	37,142	—	6	5	41-94-0	3-13-2	100	1	53-194	18	58-226-0	9-13-0	106	1	71-332	
10/13	* at SMU	W	24-21	65,101	—	—	17	59-316-3	7-15-2	154	0	74-470	18	64-220-1	9-16-0	89	1	80-309	
10/20	at Army	W	55-0	32,591	—	—	25	63-331-4	9-19-1	281	3	82-612	18	48-166-0	10-36-5	137	0	84-303	
10/27	* TCU (HC)	W	16-3	36,250	—	—	13	56-193-0	5-15-0	37	0	71-230	13	42-76-0	14-34-2	193	0	76-269	
11/10	* at Arkansas	L	20-29	43,284	17	9	19	60-274-2	7-20-2	147	0	80-421	15	44-143-0	13-28-4	189	2	72-332	
11/17	* RICE	W	45-14	28,500	20	—	28	71-432-5	3-10-0	78	1	81-510	19	42-72-2	15-33-3	188	0	75-260	
11/24	* at Texas	L	0-13	63,288	17	6	2	35-54-0	3-10-2	33	0	45-87	21	62-216-0	12-24-0	270	1	86-486	

PEACH BOWL • ATLANTA-FULTON COUNTY STADIUM • ATLANTA, GA.

12/31	Clemson	W	24-18	57,321	19	18	11	45-62-0	8-17-0	172	3	62-234	20	51-67-2	17-34-3	204	0	85-271	CBS (n)
-------	---------	---	-------	--------	----	----	----	---------	--------	-----	---	--------	----	---------	---------	-----	---	--------	---------

**1980 GRANT TEAFF 10-2 • 8-0 SWC SOUTHWEST CONFERENCE CHAMPIONS • 14TH AP • 13TH UPI**

Team Captain: Mike Singletary, Frank Ditta, Doak Field

DATE	OPPONENT	RESULT	ATTEND	AP RANK		BAYLOR					OPPONENT					TV			
				BU	OPP	FD	ATT	YDS	TD	C-A-I	YDS	TD	NO-YDS	FD	ATT		YDS	TD	NO-YDS
9/13	at Lamar	W	42-7	18,500	—	—	19	56-397-3	12-22-0	259	3	78-656	12	31-37-1	12-42-2	132	0	73-169	
9/20	WEST TEXAS A&M	W	43-15	25,000	—	—	24	64-375-5	15-30-0	231	1	94-579	13	48-225-0	6-25-2	44	1	73-269	
9/27	* at Texas Tech	W	11-3	48,539	—	—	13	53-184-1	6-20-2	89	0	73-273	13	47-(36)-0	13-30-2	138	0	77-102	
10/4	* HOUSTON	W	24-12	40,000	20	—	22	50-238-2	11-19-2	156	1	69-394	21	58-189-1	9-26-1	160	0	84-349	
10/11	* SMU	W	32-28	35,000	18	20	21	56-176-4	14-26-3	222	0	82-398	19	48-185-1	14-28-3	178	2	76-363	
10/18	* at Texas A&M	W	46-7	69,735	13	—	25	71-306-2	10-19-2	151	4	90-457	12	37-92-1	12-32-2	142	0	59-234	
10/25	* at TCU	W	21-6	22,385	11	—	19	61-286-2	6-16-1	126	1	77-412	25	33-16-1	28-53-4	408	0	86-424	
11/1	SAN JOSE STATE	L	22-30	35,000	10	—	23	65-308-2	8-24-4	172	1	89-480	24	32-157-2	20-44-4	261	2	76-418	
11/8	* ARKANSAS (HC)	W	42-15	46,000	16	—	24	73-367-5	4-11-1	86	1	84-453	11	44-116-0	9-24-3	58	1	68-174	ABC (.r)
11/15	* at Rice	W	16-6	26,000	12	—	18	67-356-1	4-13-0	20	0	87-376	17	42-144-0	16-32-1	133	0	74-277	
11/22	* TEXAS	W	16-0	48,500	11	20	20	71-302-2	4-14-0	70	0	85-372	9	40-35-0	10-21-4	117	0	61-152	

COTTON BOWL • COTTON BOWL STADIUM • DALLAS, TEXAS

1/1	Alabama	L	2-30	74,281	6	9	13	35-54-0	12-27-3	104	0	62-158	17	67-241-3	5-12-0	98	0	79-339	CBS (n)
-----	---------	---	------	--------	---	---	----	---------	---------	-----	---	--------	----	----------	--------	----	---	--------	---------

**1981 GRANT TEAFF 5-6 • 3-5 SWC**

Team Captain: Vann McElroy, Tommy Tabor, Walter Abercrombie, Jay Jeffrey

DATE	OPPONENT	RESULT	ATTEND	AP RANK		BAYLOR					OPPONENT					TV			
				BU	OPP	FD	ATT	YDS	TD	C-A-I	YDS	TD	NO-YDS	FD	ATT		YDS	TD	NO-YDS
9/5	LAMAR	L	17-18	22,000	—	—	12	46-211-1	4-8-1	16	1	54-227	16	41-142-1	20-37-0	212	1	78-354	
9/12	BOWLING GREEN	W	38-0	20,000	—	—	22	54-282-3	7-18-1	92	2	72-374	16	43-79-0	19-38-4	140	0	81-219	
9/19	La. Tech (Shreveport, La.)	W	28-21	21,000	—	—	21	55-165-3	14-22-1	303	1	77-468	22	33-58-0	30-53-1	307	2	86-365	
9/26	* TEXAS TECH	W	28-15	40,000	—	—	24	59-341-3	12-17-0	211	1	76-552	15	47-189-1	9-32-1	123	0	79-312	
10/3	* at Houston	L	3-24	28,118	—	—	15	32-83-0	14-28-1	170	0	61-253	30	76-289-2	12-17-0	142	1	93-431	ABC (r)
10/10	* at SMU	L	20-37	33,110	—	14	14	44-125-1	10-20-3	167	1	64-292	17	65-275-4	5-11-0	76	1	76-351	
10/17	* TEXAS A&M	W	19-17	45,000	—	—	20	61-253-1	8-17-0	57	0	78-310	17	48-130-1	10-19-1	210	1	67-340	
10/24	* TCU (HC)	W	34-21	40,000	—	—	32	76-341-4	11-15-0	180	0	91-521	21	24-61-1	20-36-2	262	2	60-323	
11/7	* Arkansas (Little Rock, Ark.)	L	39-41	54,560	—	19	25	60-206-2	17-26-0	286	2	86-492	20	50-187-5	17-23-2	250	0	73-437	ESPN (n)
11/14	* RICE	L	14-17	30,000	—	—	16	46-192-2	13-24-0	141	0	80-333	17	51-103-0	10-16-0	165	2	67-268	
11/21	* at Texas	L	12-34	72,806	—	8	22	42-150-0	14-36-6	195	1	78-345	19	66-424-5	1-5-0	9	0	71-433	

**1982 GRANT TEAFF 4-6-1 • 3-4-1 SWC**

Team Captain: Vic Vines, Randy Grimes

DATE	OPPONENT	RESULT	ATTEND	AP RANK		BAYLOR					OPPONENT					TV			
				BU	OPP	FD	ATT	YDS	TD	C-A-I	YDS	TD	NO-YDS	FD	ATT		YDS	TD	NO-YDS
9/4	NORTH TEXAS	W	21-17	24,000	—	—	20	49-196-3	12-21-0	148	0	70-344	22	44-140-0	21-39-0	260	2	83-396	
9/11	at Ohio State	L	14-21	88,622	—	14	13	38-163-1	6-22-2	68	1	60-231	22	63-282-3	6-15-2	93	0	78-375	
9/25	* at Texas Tech	W	24-23	46,049	—	—	15	41-179-2	8-22-0	87	0	63-266	24	54-262-3	12-20-2	98	0	74-360	
10/2	* HOUSTON	T	21-21	31,750	—	—	18	52-203-2	12-24-0	175	1	76-378	22	48-214-3	17-29-2	200	0	77-414	ABC (r)
10/9	* SMU	L	19-22	30,000	—	6	18	51-110-1	11-28-0	164	1	79-274	13	44-97-0	7-16-1	134	3	60-231	
10/16	* at Texas A&M	L	23-28	64,017	—	—	29	66-320-2	13-24-2	146	1	90-466	11	46-158-4	6-17-0	76	0	63-234	
10/23	* at TCU	L	14-38	23,811	—	—	13	34-97-2	14-33-2	226	0	67-323	19	60-251-5	8-22-0	222	0	82-473	
10/30	at Tulane	L	15-30	23,463	—	—	17	48-59-0	12-32-2	201	2	80-260	24	33-146-0	16-31-1	218	3	64-364	
11/6	* ARKANSAS (HC)	W	24-17	42,000	—	5	16	48-164-2	10-21-1	239	1	69-403	20	53-151-1	13-36-2	257	1	89-408	
11/13	* at Rice	W	35-13	12,000	—	—	23	56-209-4	16-22-0	206	1	78-415	17	33-96-1	13-33-2	131	0	66-227	
11/20	* TEXAS	L	23-31	38,000	—	17	20	47-101-1	18-33-0	261	2	80-362	21	51-245-2	10-20-0	209	2	71-454	



# ALL-TIME RESULTS

## 1983 GRANT TEAFF

7-4-1 • 4-3-1 SWC

Team Captain: Mark Adickes, Alfred Anderson, Kent Townsend

DATE	OPPONENT	RESULT	ATTEND	AP RANK		BAYLOR				OPPONENT				TV				
				BU	OPP	FD	ATT-YDS-TD	C-A-I	YDS TD	NO-YDS	FD	ATT-YDS-TD	C-A-I		YDS TD	NO-YDS		
9/10	BYU	W	40-36	32,500	—	—	27	57-282-4	13-23-0	187	2	80-469	22	26-143-4	23-38-0	351	1	64-494
9/17	at UTEP	W	20-6	25,709	—	—	22	38-141-2	15-27-1	256	1	65-397	12	40-89-0	14-28-2	186	0	68-275
9/24	* TEXAS TECH	L	11-26	38,000	—	—	18	36-41-0	19-30-1	315	1	66-356	13	51-173-2	11-18-1	131	0	69-318
10/1	* at Houston	W	42-21	26,640	—	—	18	39-275-5	10-17-0	142	1	56-417	28	67-291-2	14-20-2	194	1	87-485
10/8	* at SMU	L	26-42	45,025	—	13	20	41-105-0	13-25-2	237	3	66-342	23	52-278-2	10-15-0	183	4	67-461
10/15	* TEXAS A&M	T	13-13	40,000	—	—	17	51-149-1	8-21-2	97	0	72-246	18	38-72-0	17-30-1	266	1	68-338
10/22	* TCU (HC)	W	56-21	35,876	—	—	25	62-336-5	13-20-1	190	3	82-526	23	49-263-2	12-24-3	124	1	73-387
10/29	TULANE	W	24-18	20,050	—	—	21	49-119-0	14-25-0	187	3	74-306	19	31-102-0	19-39-2	283	1	70-385
11/5	* at Arkansas	W	24-21	44,820	—	—	34	56-217-2	21-33-1	326	1	89-543	18	41-131-1	15-26-0	195	1	67-326
11/12	* RICE	W	48-14	26,500	—	—	23	61-300-4	10-16-0	201	3	77-501	12	43-87-1	4-19-0	76	0	68-163
11/19	* at Texas	L	21-24	76,208	—	2	29	42-69-1	22-54-2	320	2	96-389	11	42-207-2	4-8-0	88	1	50-295

### BLUEBONNET BOWL • THE ASTRODOME STADIUM • HOUSTON, TEXAS

12/31	Oklahoma State	L	14-24	50,090	20	—	18	34-134-0	16-32-2	245	2	66-379	19	45-178-1	17-30-1	187	2	75-365	Mizlou (n)
-------	----------------	---	-------	--------	----	---	----	----------	---------	-----	---	--------	----	----------	---------	-----	---	--------	------------

## 1984 GRANT TEAFF

5-6 • 4-4 SWC

Team Captain: Kevin Hancock

DATE	OPPONENT	RESULT	ATTEND	AP RANK		BAYLOR				OPPONENT				TV				
				BU	OPP	FD	ATT-YDS-TD	C-A-I	YDS TD	NO-YDS	FD	ATT-YDS-TD	C-A-I		YDS TD	NO-YDS		
9/8	at BYU	L	13-47	63,705	—	13	19	35-90-1	20-40-4	282	1	75-372	29	39-209-1	28-43-0	315	6	82-524
9/22	at Oklahoma	L	15-34	75,008	—	11	15	38-107-1	17-37-2	165	1	75-272	17	48-166-1	11-23-0	161	2	71-327
9/29	* at Texas Tech	W	18-9	41,328	—	—	19	62-206-2	3-16-1	51	1	78-257	13	31-(-)13-0	17-33-1	210	1	64-197
10/6	* HOUSTON	L	17-27	34,500	—	—	18	55-168-1	12-24-2	178	1	79-346	16	46-83-2	13-20-0	206	2	66-291
10/13	* SMU	L	20-24	26,400	—	7	21	54-221-0	12-25-2	131	2	79-352	23	38-180-1	19-31-1	285	2	69-465
10/20	* at Texas A&M	W	20-16	54,618	—	—	6	47-91-2	4-13-0	50	0	60-141	11	53-103-1	4-13-1	104	1	66-207
10/27	* at TCU	L	28-38	23,885	—	—	32	43-168-0	29-56-3	388	3	99-556	20	49-229-4	11-20-0	206	1	69-435
11/3	NEW MEXICO	W	38-2	26,000	—	—	14	41-110-3	17-26-1	291	2	67-401	10	43-(-)3-0	14-25-3	189	0	68-186
11/10	* ARKANSAS (HC)	L	9-14	43,500	—	—	12	37-84-0	15-34-1	177	1	71-261	10	57-92-2	7-14-0	85	0	71-177
11/17	* at Rice	W	46-40	11,125	—	—	19	53-130-1	13-32-2	283	3	85-413	16	26-145-2	15-44-4	287	3	70-432
11/24	* TEXAS	W	24-10	33,500	—	6	13	46-90-1	9-26-0	137	1	72-227	14	38-100-1	15-34-2	193	0	72-293

## 1985 GRANT TEAFF

9-3 • 6-2 SWC

17TH AP • 15TH UPI

Team Captain: Tom Muecke, Cody Carlson, Derek Turner, Alan Jamison

DATE	OPPONENT	RESULT	ATTEND	AP RANK		BAYLOR				OPPONENT				TV				
				BU	OPP	FD	ATT-YDS-TD	C-A-I	YDS TD	NO-YDS	FD	ATT-YDS-TD	C-A-I		YDS TD	NO-YDS		
9/7	WYOMING	W	39-18	32,000	—	—	14	35-157-1	9-18-0	150	3	53-307	21	69-228-1	5-20-1	120	1	89-348
9/14	at Georgia	L	14-17	77,190	—	18	21	35-51-1	23-42-2	308	1	77-359	14	51-276-2	4-11-2	20	0	62-296
9/21	at USC	W	20-13	52,544	—	3	18	50-203-1	7-13-1	84	1	63-287	23	48-153-0	20-29-1	235	2	77-388
9/28	* TEXAS TECH	W	31-0	36,500	—	—	21	59-347-3	7-17-1	111	1	76-458	14	46-144-0	4-12-1	67	0	58-211
10/5	* at Houston	W	24-21	25,787	19	—	19	42-195-2	12-25-0	207	1	67-402	21	49-141-0	14-26-0	188	2	75-329
10/12	* at SMU	W	21-14	42,112	19	16	20	54-166-1	12-20-2	193	1	74-359	14	39-150-2	9-18-0	86	0	57-236
10/19	* TEXAS A&M	W	20-15	48,756	14	—	23	57-169-3	12-27-2	196	0	84-365	17	37-174-0	13-38-3	132	0	75-306
10/26	* TCU (HC)	W	45-0	42,500	13	—	19	48-229-4	17-28-0	297	2	76-526	10	53-139-0	4-17-2	45	0	70-184
11/9	* at Arkansas	L	14-20	54,684	8	10	20	32-118-0	20-39-4	311	2	71-429	16	63-263-2	2-10-0	66	1	73-329
11/16	* RICE	W	34-10	30,250	17	—	27	51-199-1	18-27-3	306	3	77-505	15	41-68-0	14-30-3	199	1	71-254
11/23	* at Texas	L	10-17	78,912	15	—	17	47-153-1	10-27-1	129	0	74-282	16	53-197-2	7-10-1	136	0	63-333

### LIBERTY BOWL • LIBERTY BOWL MEMORIAL STADIUM • MEMPHIS, TENN.

12/27	LSU	W	21-7	40,186	—	—	26	61-215-0	18-30-0	274	2	91-489	9	31-91-0	13-27-1	101	0	58-192	Katz
-------	-----	---	------	--------	---	---	----	----------	---------	-----	---	--------	---	---------	---------	-----	---	--------	------

## 1986 GRANT TEAFF

9-3 • 6-2 SWC

12TH AP • 13TH UPI

Team Captain: Cody Carlson, John Adickes, Ray Berry, Thomas Everett

DATE	OPPONENT	RESULT	ATTEND	AP RANK		BAYLOR				OPPONENT				TV				
				BU	OPP	FD	ATT-YDS-TD	C-A-I	YDS TD	NO-YDS	FD	ATT-YDS-TD	C-A-I		YDS TD	NO-YDS		
9/6	at Wyoming	W	31-28	20,542	12	—	31	62-312-3	19-33-1	244	0	95-556	27	21-66-1	28-53-2	343	3	74-409
9/13	LOUISIANA TECH	W	38-7	31,000	12	—	25	49-179-3	20-35-2	243	2	84-422	7	39-1-1	6-22-2	55	0	61-56
9/20	USC	L	14-17	35,000	9	—	26	62-263-2	13-23-1	145	0	85-408	11	34-91-0	10-25-0	106	1	59-197
9/27	* at Texas Tech	W	45-14	41,046	17	—	21	46-191-1	17-39-2	377	3	85-568	19	28-131-1	19-51-5	230	1	79-361
10/4	* HOUSTON	W	27-13	34,000	13	—	21	52-188-2	13-35-0	127	0	87-315	7	37-14-1	6-19-1	89	0	56-103
10/11	* SMU	L	21-27	36,900	13	t20	31	50-209-2	18-34-2	245	1	84-454	14	41-188-1	9-16-2	164	1	57-352
10/18	* at Texas A&M	L	30-31	74,739	t20	11	18	46-158-2	15-28-3	273	1	74-431	19	37-83-1	25-40-0	308	3	77-391
10/25	* at TCU	W	28-17	24,101	—	—	19	56-171-1	16-25-1	312	3	81-483	15	45-153-2	7-18-2	113	0	63-266
11/8	* ARKANSAS (HC)	W	29-14	44,500	—	10	22	40-154-3	21-35-2	258	0	75-412	10	46-112-1	2-9-0	60	1	55-172
11/15	* at Rice	W	23-17	12,500	18	—	19	49-216-1	12-22-4	208	1	71-424	14	33-50-0	14-30-2	168	2	63-218
11/22	* TEXAS	W	18-13	42,500	17	—	21	49-209-1	13-22-1	145	2	71-354	15	40-89-2	14-28-4	114	0	68-203

### BLUEBONNET BOWL • RICE STADIUM • HOUSTON, TEXAS

12/31	Colorado	W	21-9	40,470	14	—	12	43-114-2	14-28-2	165	1	71-279	12	47-83-1	7-14-1	111	0	61-194	Raycom (n)
-------	----------	---	------	--------	----	---	----	----------	---------	-----	---	--------	----	---------	--------	-----	---	--------	------------



# ALL-TIME RESULTS

## 1987 GRANT TEAFF

6-5 • 3-4 SWC

Team Captain: Joel Porter

DATE	OPPONENT	RESULT	ATTEND	AP RANK		BAYLOR				OPPONENT				TV					
				BU	OPP	FD	ATT-YDS-TD	C-A-I	YDS	TD	NO-YDS	FD	ATT-YDS-TD		C-A-I	YDS	TD	NO-YDS	
9/5	LOUISIANA TECH	W	13-3	22,535	—	—	17	46-48-0	15-25-0	162	1	71-210	12	43-104-0	11-29-1	136	0	72-240	
9/12	at Missouri	L	18-23	37,172	—	—	21	46-135-1	20-41-1	233	1	87-368	15	58-272-1	2-8-2	17	1	66-289	
9/19	at UNLV	W	21-14	27,128	—	—	18	60-223-1	9-19-1	118	1	79-341	15	29-136-0	12-27-0	89	1	56-225	
9/26	* TEXAS TECH	W	36-22	34,816	—	—	27	60-197-3	13-23-0	250	1	83-447	20	35-190-2	14-27-2	189	1	62-379	Raycom (r)
10/3	* at Houston	W	30-18	22,751	—	—	20	34-27-0	26-42-2	295	2	76-322	17	25-41-0	31-62-3	404	1	87-445	
10/10	TEXAS STATE	W	36-15	21,739	—	—	23	48-213-4	16-27-1	268	1	75-481	18	45-199-1	11-31-0	230	1	76-429	
10/17	* TEXAS A&M	L	10-34	46,812	—	—	8	23-33-0	11-25-1	180	1	48-213	27	77-310-4	7-10-1	80	1	87-390	Raycom (r)
10/24	* TCU (HC)	L	0-24	36,138	—	—	11	34-16-0	12-22-2	90	0	56-106	22	66-420-4	7-10-0	65	0	76-485	Raycom (r)
11/7	* at Arkansas	L	7-10	51,496	—	—	16	37-27-1	16-30-3	186	0	67-213	15	64-198-1	3-8-0	40	0	76-238	
11/14	* RICE	W	34-31	20,075	—	—	19	50-166-3	11-28-1	136	1	78-302	21	38-211-3	18-42-3	197	1	80-408	
11/21	* at Texas	L	16-34	61,331	—	—	14	31-30-1	14-36-1	287	0	67-317	26	60-225-3	11-28-0	120	1	88-345	HSE (r)

## 1988 GRANT TEAFF

6-5 • 2-5 SWC

Team Captain: Brad Goebel, Bobby Sign, Mike Welch, Gary Joe Kinne, Robert Blackmon

DATE	OPPONENT	RESULT	ATTEND	AP RANK		BAYLOR				OPPONENT				TV					
				BU	OPP	FD	ATT-YDS-TD	C-A-I	YDS	TD	NO-YDS	FD	ATT-YDS-TD		C-A-I	YDS	TD	NO-YDS	
9/3	UNLV	W	27-3	25,610	—	—	26	54-262-2	16-35-2	129	0	89-391	2	23-11-0	4-22-0	39	0	45-50	
9/10	at Kansas	W	27-14	43,200	—	—	23	55-249-2	14-24-1	131	0	79-380	10	32-49-0	7-20-1	111	2	52-160	Raycom (r)
9/17	at Iowa State	W	35-0	43,913	—	—	14	46-110-5	9-23-0	192	0	69-302	5	36-51-0	7-17-0	53	0	53-104	Raycom (r)
9/24	* at Texas Tech	L	6-36	45,385	—	—	19	38-2-0	17-38-4	254	1	76-256	20	39-139-0	16-32-0	290	4	71-429	
10/1	* HOUSTON	L	24-27	34,719	—	—	16	32-84-0	21-40-2	262	3	72-346	22	36-200-1	20-37-0	213	2	73-413	Raycom (r)
10/8	TEXAS STATE	W	45-7	22,473	—	—	19	49-339-4	10-18-1	209	2	67-548	9	35-51-0	6-23-2	73	1	58-124	
10/15	* at Texas A&M	L	14-28	67,884	—	—	13	33-51-0	13-24-3	215	2	57-266	20	63-318-4	7-16-1	69	0	79-387	
10/22	* at TCU	L	14-24	25,221	—	—	16	38-38-1	17-35-6	196	1	73-234	16	61-271-2	5-10-0	91	1	71-362	
11/5	* ARKANSAS (HC)	L	3-33	40,148	—	11	10	31-88-0	10-22-2	108	0	53-196	24	60-286-4	7-9-1	176	0	69-462	HSE (r)
11/12	* at Rice	W	20-10	13,200	—	—	22	59-227-0	7-17-1	81	1	76-308	10	28-54-0	11-28-1	130	1	56-184	
11/19	* TEXAS	W	17-14	30,142	—	—	15	55-192-1	12-22-0	100	1	77-292	8	36-115-2	6-22-3	45	0	58-160	

## 1989 GRANT TEAFF

5-6 • 4-4 SWC

Team Captain: Brad Goebel, Gary Joe Kinne, James Francis

DATE	OPPONENT	RESULT	ATTEND	AP RANK		BAYLOR				OPPONENT				TV					
				BU	OPP	FD	ATT-YDS-TD	C-A-I	YDS	TD	NO-YDS	FD	ATT-YDS-TD		C-A-I	YDS	TD	NO-YDS	
9/9	at Oklahoma	L	7-33	74,600	—	8	10	31-56-0	16-31-2	150	1	62-206	16	70-338-4	0-2-0	0	0	72-338	
9/16	at Georgia	L	3-15	82,007	—	—	26	34-119-0	19-36-2	195	0	70-314	15	42-108-1	11-20-0	156	0	62-263	WTBS (n)
9/23	KANSAS	W	46-3	26,765	—	—	24	63-313-4	8-16-1	154	1	79-467	11	42-122-0	3-14-3	7	0	56-129	
9/30	* TEXAS TECH	W	29-15	38,785	—	—	19	50-177-1	16-26-1	347	2	76-524	12	46-156-2	7-16-3	98	0	62-254	Raycom (r)
10/7	* at Houston	L	10-66	31,433	—	12	18	38-96-0	17-39-4	115	1	77-211	24	18-24-1	40-64-1	589	7	82-613	
10/14	* at SMU	W	49-3	21,434	—	—	27	53-294-3	14-27-0	274	3	80-568	12	20-2-0	25-43-1	203	0	63-205	Raycom (r)
10/21	* TEXAS A&M	L	11-14	45,565	—	23	17	55-68-0	14-27-2	133	0	82-201	11	37-119-1	7-21-2	55	0	58-174	
10/28	* TCU (HC)	W	27-9	35,713	—	—	12	40-109-1	12-21-1	122	0	61-231	23	43-123-0	19-41-5	243	1	84-366	Raycom (r)
11/11	* at Arkansas	L	10-19	51,352	—	10	9	17-28-1	11-28-2	171	0	45-199	21	71-281-1	6-9-0	81	0	80-362	ESPN (n)
11/18	* RICE	L	3-6	22,133	—	—	12	35-50-0	16-38-5	158	0	73-208	8	35-65-1	14-24-3	95	0	59-160	
11/25	* at Texas	W	50-7	49,081	—	—	13	51-174-3	4-16-1	78	1	67-252	10	52-105-1	9-19-4	103	0	71-208	

## 1990 GRANT TEAFF

6-4-1 • 5-2-1 SWC

Team Captain: Mike Welch, Edwin Rapheal

DATE	OPPONENT	RESULT	ATTEND	AP RANK		BAYLOR				OPPONENT				TV					
				BU	OPP	FD	ATT-YDS-TD	C-A-I	YDS	TD	NO-YDS	FD	ATT-YDS-TD		C-A-I	YDS	TD	NO-YDS	
9/1	at Nebraska	L	0-13	76,184	—	7	13	56-136-0	2-8-1	28	0	64-164	16	49-249-1	5-8-1	86	0	57-335	ESPN (n)
9/8	at Arizona State	L	13-34	69,617	—	—	11	37-198-2	8-21-1	88	0	58-286	28	56-271-4	10-18-3	131	0	74-402	
9/22	SAM HOUSTON STATE	W	13-9	34,461	—	—	10	46-156-1	5-13-0	69	0	59-225	14	48-169-0	9-22-2	65	0	70-234	
9/29	* at Texas Tech	W	21-15	48,926	—	—	19	66-275-3	4-10-1	77	0	76-352	26	37-126-1	25-47-3	328	1	84-454	
10/6	* HOUSTON	L	15-31	36,289	—	13	16	58-148-1	12-23-3	141	1	81-289	25	20-62-1	35-68-0	405	2	88-467	Raycom (r)
10/13	* SMU	W	52-17	30,134	—	—	33	74-391-5	15-21-0	224	2	95-615	15	13-10-0	19-39-1	224	2	52-234	
10/20	* at Texas A&M	T	20-20	61,017	—	25	25	61-303-2	9-14-0	134	1	75-437	17	54-231-1	5-12-1	63	1	66-294	
10/27	* at TCU	W	27-21	28,035	—	24	24	67-295-2	5-9-0	133	1	81-428	21	26-31-0	18-50-2	249	1	76-280	Raycom (r)
11/10	* ARKANSAS (HC)	W	34-3	40,234	—	—	18	49-238-2	11-13-0	133	2	62-371	7	32-97-0	5-20-1	28	0	52-125	
11/17	* at Rice	W	17-16	22,600	—	—	12	54-197-2	4-13-0	36	0	67-233	11	28-17-0	16-31-1	201	1	59-218	
11/24	* TEXAS	L	13-23	45,649	—	6	17	54-200-1	5-18-0	50	0	72-250	13	38-115-1	11-21-1	127	1	59-242	



# ALL-TIME RESULTS

## 1991 GRANT TEAFF

### 8-4 • 5-3 SWC

Team Captain: Santana Dotson, J.J. Joe, Keith McFarland, Brian Hand, John Turnpath, Lee Miles, Scott Baehren, Anthony Ray

DATE	OPPONENT	RESULT	ATTEND	AP RANK		BAYLOR				OPPONENT				TV				
				BU	OPP	FD	RUSHING	PASSING	TOTAL	FD	RUSHING	PASSING	TOTAL					
						ATT-YDS-TD	C-A-I	YDS	TD	NO-YDS	ATT-YDS-TD	C-A-I	YDS	TD	NO-YDS			
9/7	UTEP	W	27-7	35,127	—	—	20	46-280-4	8-15-0	90	0	61-370	13	46-125-0	7-16-2	67	1	62-192
9/14	at Colorado	W	16-14	50,754	23	12	20	49-195-0	12-19-1	233	1	68-428	20	48-168-1	11-19-2	154	1	67-322
9/21	MISSOURI	W	47-21	41,721	14	—	27	57-338-5	14-27-0	311	1	84-649	14	27-30-3	27-50-3	352	0	77-382
9/28	* at SMU	W	45-7	22,239	12	—	19	65-264-4	11-14-1	194	2	79-458	14	24-61-0	23-44-2	255	1	68-316
10/5	* at Houston	W	38-21	37,022	11	—	22	53-208-3	17-24-0	291	2	77-499	24	15-10-1	35-57-3	460	2	72-470
10/12	* RICE	L	17-20	37,987	8	—	21	56-329-2	12-22-1	202	0	78-531	18	43-171-2	11-24-1	173	0	67-344
10/19	* TEXAS A&M	L	12-34	50,267	16	19	14	46-141-2	11-24-1	102	0	70-243	20	52-218-4	10-19-1	220	0	71-438
10/26	* TCU (HC)	W	26-9	39,102	22	—	15	66-212-3	6-11-0	91	0	77-303	18	24-35-0	20-40-2	274	1	64-309
11/2	* at Arkansas	W	9-5	43,820	21	24	15	47-116-1	9-17-2	149	0	64-265	14	51-115-0	7-21-3	68	0	72-183
11/16	* TEXAS TECH	L	24-31	36,163	20	—	22	51-286-2	10-26-2	190	1	77-476	19	51-208-2	11-19-1	117	1	70-325
11/23	* at Texas	W	21-11	61,310	—	—	15	59-235-3	7-21-1	95	0	80-330	19	42-95-0	12-28-2	191	1	70-286

### COPPER BOWL • ARIZONA STADIUM • TUCSON, ARIZ.

12/31	Indiana	L	0-24	35,751	—	—	17	42-138-0	10-27-1	131	0	69-269	20	49-147-3	12-22-0	176	0	71-323	TBS (n)
-------	---------	---	------	--------	---	---	----	----------	---------	-----	---	--------	----	----------	---------	-----	---	--------	---------

## 1992 GRANT TEAFF

### 7-5 • 4-3 SWC

Team Captain: Carl Taylor, J.J. Joe, Michael McFarland, Matthew Pearson, Lee Bruderer

DATE	OPPONENT	RESULT	ATTEND	AP RANK		BAYLOR				OPPONENT				TV				
				BU	OPP	FD	RUSHING	PASSING	TOTAL	FD	RUSHING	PASSING	TOTAL					
						ATT-YDS-TD	C-A-I	YDS	TD	NO-YDS	ATT-YDS-TD	C-A-I	YDS	TD	NO-YDS			
9/5	LOUISIANA TECH	L	9-10	33,434	—	—	21	54-258-0	4-11-0	44	0	65-302	20	36-124-1	14-38-2	244	0	74-368
9/12	COLORADO	L	38-57	34,202	—	12	10	31-83-1	6-20-0	262	3	51-345	25	43-130-3	26-32-1	405	4	75-535
9/19	UTAH STATE	W	45-10	28,737	—	—	19	44-273-2	6-12-0	175	3	56-448	16	37-109-0	16-28-2	150	1	65-259
9/26	* at Texas Tech	L	17-36	42,094	—	—	16	38-148-2	9-25-2	157	0	63-305	28	62-297-2	17-28-1	231	2	90-528
10/3	* SMU	W	49-7	24,936	—	—	32	71-397-7	6-9-0	92	0	80-489	15	28-52-1	16-37-1	141	0	65-193
10/10	* at TCU	W	41-20	25,201	—	—	26	54-206-1	17-26-3	314	4	80-520	23	37-110-1	15-39-1	179	1	76-289
10/17	* HOUSTON	W	29-23	27,890	—	—	23	61-293-4	6-16-2	112	0	77-405	24	25-120-1	25-39-2	245	2	64-365
10/24	* at Texas A&M	L	13-19	66,542	—	5	20	59-206-0	10-21-2	181	1	80-387	11	43-259-2	6-17-0	33	0	60-292
11/7	GEORGIA TECH (HC)	W	31-27	38,213	—	—	21	49-236-2	10-18-2	253	2	67-489	18	36-58-3	19-38-1	289	0	74-347
11/14	* at Rice	L	31-34	21,700	—	—	25	53-354-3	8-19-1	161	1	72-515	30	50-206-2	15-24-0	223	2	74-429
11/21	* TEXAS	W	21-20	39,110	—	—	17	56-187-2	7-15-1	60	1	71-247	17	41-141-1	10-27-0	154	1	68-295

### JOHN HANCOCK BOWL • SUN BOWL STADIUM • EL PASO, TEXAS

12/31	Arizona	W	20-15	41,622	—	22	12	43-47-0	8-24-0	202	1	67-249	23	44-136-1	20-38-0	282	0	82-418	CBS (n)
-------	---------	---	-------	--------	---	----	----	---------	--------	-----	---	--------	----	----------	---------	-----	---	--------	---------

## CHUCK REEDY

### 1993-1996

23-22

## 1993 CHUCK REEDY

### 5-6 • 3-4 SWC

Team Captain: Chris Dull, J.J. Joe

DATE	OPPONENT	RESULT	ATTEND	AP RANK		BAYLOR				OPPONENT				TV				
				BU	OPP	FD	RUSHING	PASSING	TOTAL	FD	RUSHING	PASSING	TOTAL					
						ATT-YDS-TD	C-A-I	YDS	TD	NO-YDS	ATT-YDS-TD	C-A-I	YDS	TD	NO-YDS			
9/4	FRESNO STATE	W	42-39	36,690	—	25	21	55-276-5	12-16-0	283	1	71-559	27	30-123-2	32-39-0	498	3	69-621
9/11	at Colorado	L	21-45	50,281	24	10	22	54-236-3	9-17-0	133	0	71-369	29	51-237-3	20-28-0	298	3	79-535
9/18	at Utah State	W	28-24	23,095	—	—	16	51-242-4	9-23-0	151	0	74-393	18	28-70-1	27-49-3	315	1	77-385
9/25	* TEXAS TECH	W	28-26	32,690	—	—	25	58-198-2	14-17-0	254	2	75-452	21	42-258-1	15-24-0	250	2	66-508
10/2	* at Houston	L	3-24	20,123	—	—	14	55-162-0	12-22-1	112	0	77-274	15	32-153-0	19-29-1	190	3	61-343
10/9	* at SMU	W	31-12	20,216	—	—	29	91-482-4	0-0-0	0	0	91-482	12	22-41-0	14-29-1	227	0	51-268
10/16	* TEXAS A&M	L	17-34	43,716	—	13	17	44-178-1	10-18-0	170	1	62-348	24	46-175-2	21-28-1	230	2	74-405
10/23	* TCU (HC)	L	13-38	33,417	—	—	16	36-70-2	12-27-1	150	0	63-220	20	50-170-3	16-24-1	189	2	74-359
11/6	at Georgia Tech	L	27-37	42,175	—	—	22	62-222-2	12-24-3	189	1	86-411	19	44-226-4	11-20-2	180	1	64-406
11/13	* RICE	W	38-14	25,397	—	—	22	54-297-5	12-18-0	165	0	72-462	15	32-74-1	14-26-1	160	1	58-234
11/20	* at Texas	L	17-38	55,644	—	—	15	45-147-2	9-26-1	144	0	71-291	21	47-286-3	15-26-3	226	2	73-512

## 1994 CHUCK REEDY

### 7-5 • 4-3 SWC

### SOUTHWEST CONFERENCE CHAMPIONS

Team Captain: Game Captains

DATE	OPPONENT	RESULT	ATTEND	AP RANK		BAYLOR				OPPONENT				TV				
				BU	OPP	FD	RUSHING	PASSING	TOTAL	FD	RUSHING	PASSING	TOTAL					
						ATT-YDS-TD	C-A-I	YDS	TD	NO-YDS	ATT-YDS-TD	C-A-I	YDS	TD	NO-YDS			
9/3	LOUISIANA TECH	W	44-3	28,769	—	—	18	58-261-2	11-21-1	150	1	79-411	8	38-141-0	4-21-2	39	0	59-180
9/10	at San Jose State	W	54-20	11,625	—	—	24	58-287-0	7-13-1	94	2	71-381	17	25-(-22)-0	22-40-4	346	3	65-324
9/17	OKLAHOMA STATE	W	14-10	40,214	—	—	15	46-146-0	7-15-1	223	2	61-369	19	41-152-0	12-25-2	179	1	66-331
9/24	at USC	L	27-37	45,762	—	19	15	33-124-2	14-33-2	241	0	66-365	28	44-219-3	27-39-0	364	1	83-583
10/1	* at TCU	W	42-18	32,405	—	—	14	43-258-2	5-9-0	52	1	52-304	24	36-198-0	23-34-1	190	2	70-388
10/8	* SMU	W	44-10	34,869	—	—	23	58-374-4	12-18-0	201	2	76-532	11	35-63-0	18-39-0	127	1	61-190
10/15	* at Texas A&M	L	21-41	70,111	—	7	19	47-176-2	15-25-0	221	1	72-397	27	46-255-3	15-27-1	269	2	73-524
10/22	* at Texas Tech	L	7-38	29,443	—	—	11	44-154-1	7-26-4	67	0	70-221	16	37-155-2	15-35-1	203	2	72-358
10/29	* HOUSTON (HC)	W	52-13	35,174	—	—	29	64-340-6	8-14-0	132	1	78-460	14	28-46-0	17-37-4	203	1	65-249
11/12	* at Rice	W	19-14	28,100	—	—	13	42-110-2	9-16-1	181	0	58-291	18	49-182-0	11-12-1	127	2	61-309
11/24	* TEXAS (T)	L	35-63	41,212	—	—	20	50-233-4	16-32-3	241	1	82-474	23	44-278-4	19-27-0	304	5	71-582

### ALAMO BOWL • THE ALAMODOME • SAN ANTONIO, TEXAS

12/31	Washington State	L	3-10	44,106	—	—	8	32-74-0	8-23-2	77	0	55-151	14	31-7-1	27-35-0	286	0	66-293	ESPN (n)
-------	------------------	---	------	--------	---	---	---	---------	--------	----	---	--------	----	--------	---------	-----	---	--------	----------





# ALL-TIME RESULTS

## 1995 CHUCK REEDY

7-4 • 5-2 SWC

Team Captain: Fred Miller, LaCurtis Jones, Adrian Robinson

DATE	OPPONENT	RESULT	ATTEND	AP RANK		BAYLOR					OPPONENT					TV			
				BU	OPP	FD	ATT-YDS-TD	C-A-I	YDS	TD	NO-YDS	FD	ATT-YDS-TD	C-A-I	YDS		TD	NO-YDS	
9/2	at Tulsa	W	37-5	27,133	—	—	26	52-212-3	22-33-0	284	1	85-496	12	41-150-0	7-25-0	71	0	66-221	
9/16	MISSISSIPPI STATE	L	21-30	42,316	—	—	18	45-216-2	11-24-1	163	1	69-379	21	45-128-2	13-29-1	247	1	74-375	
9/23	at North Carolina State	W	14-0	39,950	—	—	18	60-224-2	11-20-1	130	0	80-354	7	20-24-0	12-31-2	114	0	51-138	Raycom (r)
9/30	* TEXAS TECH	W	9-7	40,882	—	24	11	50-209-0	6-16-2	44	0	66-253	14	35-112-1	13-36-0	146	0	71-258	ABC (r)
10/14	* at Houston	W	47-7	17,754	—	—	35	55-311-3	18-28-0	280	2	83-591	11	22-45-0	15-39-2	133	1	61-178	
10/21	* TEXAS A&M	L	9-24	51,218	—	22	17	42-109-1	17-38-0	187	0	80-296	13	44-116-1	12-20-0	155	2	64-271	
10/28	* TCU (HC)	W	27-24	38,126	—	—	17	47-223-3	13-23-1	167	1	70-390	21	29-105-1	28-46-3	265	2	75-370	Raycom (r)
11/4	at Miami, Fla.	L	14-35	32,655	—	—	14	41-114-1	12-36-2	126	1	77-240	17	38-162-4	13-22-1	125	0	60-287	ESPN2 (n)
11/11	* at SMU	W	48-7	15,941	—	—	25	57-293-5	15-22-0	219	1	79-512	13	26-30-1	21-31-2	178	0	57-208	
11/18	* RICE	W	34-6	30,165	—	—	14	47-256-4	3-13-2	74	0	60-330	13	52-183-0	9-19-2	106	0	71-289	
11/23	* at Texas (T)	L	13-21	58,497	—	9	17	43-154-1	16-27-0	228	1	70-382	11	47-187-2	5-12-0	121	1	59-308	ESPN (n)

## 1996 CHUCK REEDY

4-7 • 1-7 BIG 12

Team Captain: Kalief Muhammad

DATE	OPPONENT	RESULT	ATTEND	AP RANK		BAYLOR					OPPONENT					TV			
				BU	OPP	FD	ATT-YDS-TD	C-A-I	YDS	TD	NO-YDS	FD	ATT-YDS-TD	C-A-I	YDS		TD	NO-YDS	
9/7	La. Tech (Shreveport, La.)	W	24-16	29,469	—	—	18	42-150-1	20-35-1	163	2	77-313	19	22-68-0	20-47-3	324	1	69-392	
9/14	at Louisville	W	14-13	38,756	—	—	15	46-137-0	9-16-1	155	2	62-292	17	39-97-1	19-34-1	216	1	73-313	
9/21	OREGON STATE	W	42-10	42,327	—	—	15	34-173-3	11-20-0	163	2	54-336	20	56-272-0	6-21-1	115	1	77-387	
10/5	* at Texas Tech	L	24-45	50,594	—	—	23	33-84-2	18-36-1	286	1	69-370	29	59-482-4	10-20-0	142	1	79-624	
10/12	* at Nebraska	L	0-49	75,478	—	5	11	34-32-0	10-20-0	85	0	54-117	34	65-491-7	8-17-0	178	0	82-669	
10/19	* OKLAHOMA	L	24-28	35,712	—	—	19	41-140-1	14-22-0	174	3	63-314	21	48-192-1	15-28-1	184	3	76-376	
10/26	* IOWA STATE (HC)	W	49-21	35,114	—	—	26	53-397-4	16-27-1	227	3	80-624	19	41-213-1	17-36-2	207	2	77-420	
11/2	* at Texas	L	23-28	75,482	—	—	18	43-225-3	12-29-0	153	0	72-378	28	45-213-1	17-30-2	297	3	75-510	ABC (r)
11/9	* TEXAS A&M	L	7-24	45,112	—	—	12	38-61-1	12-27-0	124	0	65-185	19	55-369-3	6-18-0	120	0	73-489	ABC (r)
11/16	* MISSOURI	L 3ot	42-49	22,705	—	—	25	39-170-2	20-43-3	314	4	82-484	22	70-382-5	3-7-0	52	1	77-434	
11/23	* at Oklahoma State	L	17-37	21,000	—	—	16	29-75-1	15-36-1	162	1	65-237	30	61-376-4	14-20-1	157	1	81-533	

## DAVE ROBERTS

1997-1998

4-18

### 1997 DAVE ROBERTS

2-9 • 1-7 BIG 12

Team Captain: All Senior Players

DATE	OPPONENT	RESULT	ATTEND	AP RANK		BAYLOR					OPPONENT					TV			
				BU	OPP	FD	ATT-YDS-TD	C-A-I	YDS	TD	NO-YDS	FD	ATT-YDS-TD	C-A-I	YDS		TD	NO-YDS	
8/30	MIAMI, FLA.	L	14-45	36,750	—	13	17	28-108-1	25-37-0	222	1	65-330	21	37-202-3	15-24-0	167	1	61-369	ABC-r
9/6	at Fresno State	W	37-35	32,266	—	—	27	55-319-4	17-29-0	160	0	84-479	26	45-282-2	15-35-0	207	3	77-489	
9/20	at Michigan	L	3-38	106,041	—	8	9	28-92-0	12-24-1	62	0	52-154	33	61-344-4	18-28-0	188	1	89-532	ESPN (n)
10/4	* TEXAS TECH	L	14-35	35,275	—	—	15	30-96-0	19-35-1	243	2	65-339	21	41-62-1	19-30-1	290	3	71-352	
10/11	* NEBRASKA	L	21-49	38,175	—	3	12	37-137-2	7-19-1	66	0	56-203	27	64-410-7	8-17-0	138	0	81-548	
10/18	* at Oklahoma	L	23-24	68,578	—	—	15	35-207-2	12-21-0	137	1	56-344	23	59-397-2	7-15-1	73	0	74-470	FSN (r)
10/25	* at Iowa State	L	17-24	34,404	—	—	19	50-179-2	14-24-0	166	0	74-345	14	38-236-2	11-24-0	154	1	62-390	
11/1	* TEXAS (HC)	W	23-21	42,719	—	—	21	58-241-1	11-19-1	174	1	77-415	15	36-268-2	10-20-2	155	1	56-423	
11/8	* at Texas A&M	L	10-38	64,006	—	—	23	52-258-1	12-24-1	111	0	76-369	22	38-256-2	19-27-0	238	3	65-494	
11/15	* at Missouri	L	24-42	43,825	—	—	23	46-224-2	11-22-2	140	1	68-364	18	49-341-4	5-10-0	65	1	59-406	
11/22	* OKLAHOMA STATE	L	14-24	34,794	—	—	21	43-178-1	10-22-3	175	1	65-353	18	52-230-3	8-11-0	112	0	63-342	ABC-r

### 1998 DAVE ROBERTS

2-9 • 1-7 BIG 12

Team Captain: Game Captains

DATE	OPPONENT	RESULT	ATTEND	AP RANK		BAYLOR					OPPONENT					TV			
				BU	OPP	FD	ATT-YDS-TD	C-A-I	YDS	TD	NO-YDS	FD	ATT-YDS-TD	C-A-I	YDS		TD	NO-YDS	
9/12	at Oregon State	L	17-27	26,243	—	—	17	47-195-2	11-24-2	120	0	71-315	25	37-139-2	21-36-1	208	1	73-347	
9/19	NORTH CAROLINA ST.	W	33-30	28,734	—	20	13	48-207-3	3-7-1	74	0	55-281	24	33-78-1	24-55-0	469	3	88-547	FSN (r)
9/26	* at Colorado	L	16-18	46,603	—	15	16	45-89-1	14-27-1	89	0	72-178	15	39-155-1	9-26-1	146	0	65-301	FSN (n)
10/3	* at Texas Tech	L	29-31	38,801	—	—	21	37-77-2	20-35-0	304	1	72-381	24	55-276-3	13-20-1	262	1	75-538	
10/10	* KANSAS	W	31-24	31,271	—	—	20	40-169-2	15-30-4	288	1	70-457	18	42-193-2	12-33-1	254	1	75-477	
10/17	* TEXAS A&M	L	14-35	42,333	—	10	16	37-86-1	17-29-1	156	1	66-242	24	50-294-4	11-16-0	241	1	66-353	
10/24	* at Texas	L	20-30	81,437	—	—	13	36-76-2	12-20-0	164	0	56-240	30	43-244-2	17-30-2	205	1	73-449	FX (n)
10/31	at Notre Dame	L	3-27	80,012	—	16	16	38-33-0	18-30-0	139	0	68-172	21	50-329-1	5-11-1	133	2	61-462	NBC (n)
11/7	* KANSAS STATE (HC)	L	6-49	38,217	—	4	18	41-138-0	13-22-1	135	0	63-273	25	39-225-4	18-30-0	293	2	69-518	
11/14	* OKLAHOMA	L	16-28	27,930	—	—	14	29-67-0	12-35-3	135	1	64-202	17	54-256-2	8-12-2	109	1	66-365	
11/21	* at Oklahoma State	L	10-24	28,750	—	—	15	41-77-1	16-33-1	227	0	74-304	16	48-166-3	9-22-1	179	0	70-345	FSN (r)



# ALL-TIME RESULTS

## KEVIN STEELE 1999-2002 9-36

**1999 KEVIN STEELE 1-10 • 0-8 BIG 12**  
**Team Captain:** Justin Snow, Chris Micheaux, Sean Armistead, Tommie Black, Curtis Henderson, Dwight Johnson, Rodney Smith, Jermaine Alfred

DATE	OPPONENT	RESULT	ATTEND	AP RANK		BAYLOR				OPPONENT				TV					
				BU	OPP	FD	ATT-YDS-TD	C-A-I	YDS	TD	NO-YDS	FD	ATT-YDS-TD		C-A-I	YDS	TD	NO-YDS	
9/4	at Boston College	L ot	29-30	39,756	—	—	14	44-110-1	15-18-0	244	2	62-354	28	59-350-4	13-30-1	101	2	89-451	ESPN (n)
9/11	UNLV	L	24-27	32,272	—	—	24	53-240-2	10-22-0	107	1	75-347	19	40-138-1	17-27-0	192	2	67-330	
9/18	* at Oklahoma	L	10-41	74,309	—	—	12	32-51-0	19-29-3	157	1	61-208	30	24-128-2	38-56-2	429	3	80-557	FSN (r)
9/25	* TEXAS	L	0-62	41,784	—	22	8	20-12-0	13-31-3	147	0	51-159	34	49-233-4	29-41-0	353	4	90-586	
10/2	NORTH TEXAS	W	23-10	28,743	—	—	21	51-251-2	12-19-0	142	0	70-393	14	34-105-0	12-21-2	74	1	55-179	
10/9	* at Texas A&M	L	13-45	75,476	—	13	13	35-86-0	15-23-1	189	0	58-275	19	48-195-2	11-21-1	222	3	67-417	
10/23	* TEXAS TECH	L	7-35	27,815	—	—	15	42-137-0	9-29-2	88	0	71-225	18	55-185-2	11-22-0	117	1	77-302	
10/30	* at Kansas State	L	7-48	48,732	—	6	7	33-102-1	3-16-1	17	0	49-119	24	56-225-5	15-24-0	177	1	80-402	
11/6	* at Kansas	L	10-45	28,600	—	—	15	33-96-1	16-35-0	155	0	68-251	28	54-373-6	11-18-1	93	0	72-466	
11/13	* COLORADO (HC)	L	0-37	25,726	—	—	6	24-74-0	4-21-0	40	0	45-114	28	66-261-3	20-31-0	232	1	97-493	
11/20	* OKLAHOMA STATE	L	14-34	18,673	—	—	4	18-49-0	6-22-3	37	0	40-86	25	67-214-2	17-28-2	228	1	95-442	

**2000 KEVIN STEELE 2-9 • 0-8 BIG 12**  
**Team Captain:** Daniel Wiltturner, Kris Micheaux, Darrell Bush, Gary Baxter

DATE	OPPONENT	RESULT	ATTEND	AP RANK		BAYLOR				OPPONENT				TV					
				BU	OPP	FD	ATT-YDS-TD	C-A-I	YDS	TD	NO-YDS	FD	ATT-YDS-TD		C-A-I	YDS	TD	NO-YDS	
8/31	at North Texas	W	20-7	28,315	—	—	19	36-107-1	18-30-0	218	0	66-325	11	37-106-1	11-20-2	159	0	57-265	CSSW (r)
9/16	MINNESOTA	L	9-34	20,125	—	—	14	26-56-0	15-40-1	123	1	66-179	22	55-289-2	14-20-1	172	2	75-461	FSN (r)
9/23	SOUTH FLORIDA	W	28-13	21,157	—	—	20	39-147-1	20-29-0	223	3	68-370	19	27-173-0	22-42-0	236	1	69-409	
9/30	* IOWA STATE	L	17-31	31,126	—	—	20	37-108-1	8-27-1	161	1	64-269	22	53-308-3	12-23-0	167	1	76-476	
10/7	* at Texas Tech	L	0-28	40,209	—	—	16	30-100-0	13-40-2	148	0	70-248	24	27-129-2	33-50-0	322	2	77-451	
10/14	* TEXAS A&M	L	0-24	40,076	—	—	16	33-74-0	14-39-4	162	0	69-236	23	30-103-2	22-41-2	311	1	71-414	FSN (r)
10/21	* at Nebraska	L	0-59	77,959	—	1	7	27-5-0	7-29-0	79	0	56-84	23	67-459-7	5-12-0	49	0	79-508	
10/28	* at Texas	L	14-48	83,092	—	22	9	32-57-0	9-33-4	77	1	65-134	24	36-90-3	23-50-1	383	2	86-473	FSN (r)
11/4	* OKLAHOMA	L	7-56	31,106	—	1	7	28-69-0	9-30-2	25	0	58-94	30	39-129-2	25-38-2	387	5	77-516	
11/11	* MISSOURI (HC)	L	22-47	29,872	—	—	14	41-13-1	15-30-3	195	2	71-208	22	52-273-5	16-28-1	199	2	80-472	
11/18	* at Oklahoma State	L	22-50	31,500	—	—	15	31-66-1	17-35-3	227	2	66-293	25	51-240-5	15-24-0	171	1	75-411	

**2001 KEVIN STEELE 3-8 • 0-8 BIG 12**  
**Team Captain:** Samir Al-Amin, Joe Jackson

DATE	OPPONENT	RESULT	ATTEND	AP RANK		BAYLOR				OPPONENT				TV					
				BU	OPP	FD	ATT-YDS-TD	C-A-I	YDS	TD	NO-YDS	FD	ATT-YDS-TD		C-A-I	YDS	TD	NO-YDS	
9/8	ARKANSAS STATE	W	24-3	28,953	—	—	18	45-175-1	14-31-1	192	1	76-367	12	40-66-0	12-29-1	106	0	69-172	
9/22	NEW MEXICO	W ot	16-13	38,396	—	—	18	37-72-0	26-47-2	223	1	84-295	13	45-102-0	13-29-2	258	1	74-360	
9/29	* at Iowa State	L	0-41	44,189	—	—	18	27-13-0	27-40-2	177	0	61-190	27	48-179-1	24-29-1	330	4	77-509	
10/6	* at Texas A&M	L	10-16	82,589	—	24	15	34-85-1	19-38-2	147	0	72-232	21	46-116-1	21-36-0	260	0	82-376	
10/13	* NEBRASKA	L	7-48	38,102	—	4	14	33-29-0	15-43-3	158	0	76-187	31	73-641-7	4-9-0	47	0	82-688	
10/20	* at Oklahoma	L	17-33	75,499	—	2	12	35-106-0	11-30-1	138	1	65-244	28	39-60-3	32-44-0	343	1	83-403	
10/27	* TEXAS TECH (HC)	L	19-63	39,110	—	—	16	38-79-1	19-40-4	200	2	78-279	29	33-194-4	39-61-2	324	3	94-518	
11/3	* TEXAS	L	10-49	40,451	—	5	16	36-8-1	24-44-1	187	0	80-195	20	42-130-4	17-32-1	276	2	74-406	FSN (r)
11/10	* at Missouri	L	24-42	46,611	—	—	26	34-121-0	29-46-1	281	3	80-402	29	39-151-2	25-36-0	380	4	75-531	
11/17	* OKLAHOMA STATE	L	22-38	21,873	—	—	31	50-202-1	27-43-4	315	2	93-517	23	33-129-1	14-26-1	194	2	59-323	
11/24	SOUTHERN ILLINOIS	W	56-12	7,321	—	—	24	40-163-3	23-35-1	344	3	75-507	20	39-115-0	20-33-3	199	2	72-314	

**2002 KEVIN STEELE 3-9 • 1-7 BIG 12**  
**Team Captain:** Ethan Kelley, Charles Mann, Reggie Newhouse, Kevin Stevenson

DATE	OPPONENT	RESULT	ATTEND	AP RANK		BAYLOR				OPPONENT				TV					
				BU	OPP	FD	ATT-YDS-TD	C-A-I	YDS	TD	NO-YDS	FD	ATT-YDS-TD		C-A-I	YDS	TD	NO-YDS	
8/30	at California	L	22-70	27,185	—	—	21	40-79-2	23-39-4	323	1	79-402	21	31-105-3	22-30-0	355	5	61-460	
9/7	SAMFORD	W	50-12	28,375	—	—	24	44-280-5	14-25-0	266	2	69-546	10	29-57-1	17-28-1	211	1	57-268	
9/14	at New Mexico	L	0-22	30,013	—	—	10	29-45-0	12-28-0	62	0	57-107	21	47-198-1	15-31-0	116	1	78-314	
9/21	TULSA	W	37-25	30,337	—	—	26	45-215-4	18-30-3	235	1	75-450	18	25-70-0	24-42-1	251	2	67-321	
10/5	* KANSAS	W	35-32	22,103	—	—	22	38-100-1	23-34-2	379	3	72-479	19	30-116-3	23-42-1	246	2	72-362	
10/12	* TEXAS A&M	L	0-41	38,673	—	—	13	28-107-0	15-37-5	122	0	65-229	19	39-138-1	18-37-1	257	4	76-395	FSN (r)
10/19	* at Colorado	L	0-34	46,281	—	23	15	34-72-0	20-36-2	179	0	70-251	22	53-270-5	13-19-0	125	0	72-395	
10/26	* KANSAS STATE (HC)	L	10-44	20,247	—	20	17	32-(-37)-0	24-38-2	338	1	70-301	22	49-279-3	10-21-1	88	0	70-367	
11/2	* at Texas Tech	L	11-62	43,243	—	—	17	34-95-0	23-35-0	254	1	69-349	35	20-142-3	48-61-2	512	6	81-654	
11/9	* at Texas	L	0-41	83,016	—	4	8	27-41-0	11-22-2	86	0	49-127	25	45-180-2	20-25-1	270	3	70-450	
11/16	* OKLAHOMA	L	9-49	28,375	—	4	21	46-137-1	21-38-2	241	0	84-378	21	36-222-4	12-24-0	179	2	60-401	
11/23	* at Oklahoma State	L	28-63	37,250	—	—	25	50-107-3	20-38-0	293	1	88-400	21	36-186-5	13-22-0	290	4	58-476	



# ALL-TIME RESULTS

## GUY MORRISS

2003-2007

18-40

2003 GUY MORRISS

3-9 • 1-7 BIG 12

Team Captain: Cedric Fields, Matt Johnson

DATE	OPPONENT	RESULT	ATTEND	AP RANK		BAYLOR					OPPONENT					TV		
				BU	OPP	FD	RUSHING	PASSING	TOTAL	FD	RUSHING	PASSING	TOTAL					
						ATT-YDS-TD	C-A-I	YDS	TD	NO-YDS	ATT-YDS-TD	C-A-I	YDS	TD	NO-YDS			
8/30	UAB	L	19-24	28,732	—	—	21	37-166-0	20-38-0	227	2	75-393	18	35-149-1	14-31-0	354	2	66-403
9/6	at North Texas	L	14-52	29,437	—	—	15	33-85-1	19-29-3	183	1	62-268	21	47-327-6	9-15-1	124	0	62-451
9/13	SMU	W	10-7	30,256	—	—	11	39-80-1	12-27-1	102	0	66-182	11	34-98-0	12-26-1	106	1	60-204
9/20	SAM HOUSTON STATE	W	27-6	27,842	—	—	16	49-145-2	12-21-1	190	1	70-335	16	39-165-0	13-34-1	122	1	73-287
10/4	* COLORADO	W	42-30	23,147	—	—	22	56-203-2	18-28-0	207	3	84-410	15	27-57-2	19-37-2	399	2	64-456
10/11	* at Texas A&M	L	10-73	73,030	—	—	12	41-32-0	17-30-2	152	1	71-184	32	49-437-5	15-24-1	282	4	73-719
10/18	* at Kansas	L	21-28	40,088	—	—	14	33-110-0	15-24-1	175	2	57-285	20	37-132-2	19-30-0	252	2	67-384
10/25	* TEXAS	L	0-56	42,118	—	18	16	40-91-0	16-34-1	169	0	74-260	24	40-248-5	19-29-0	229	2	69-477
11/1	* at Kansas State	L	10-38	44,885	—	—	14	43-52-0	11-24-1	161	0	67-213	19	46-234-2	14-24-0	242	3	70-476
11/8	* TEXAS TECH (HC)	L	14-62	33,102	—	—	14	30-111-1	18-26-1	164	0	56-275	37	28-136-1	44-64-0	580	8	92-716
11/15	* at Oklahoma	L	3-41	82,117	—	1	10	36-75-0	16-30-1	108	0	66-183	19	29-56-1	22-41-0	308	4	70-364
11/22	* OKLAHOMA STATE	L	21-38	23,763	—	24	22	41-170-1	21-33-0	219	1	74-389	22	44-283-3	11-22-0	180	2	66-463

2004 GUY MORRISS

3-8 • 1-7 BIG 12

Team Captain: Justin Crooks, Marques Roberts, Daniel Sepulveda

DATE	OPPONENT	RESULT	ATTEND	AP RANK		BAYLOR					OPPONENT					TV		
				BU	OPP	FD	RUSHING	PASSING	TOTAL	FD	RUSHING	PASSING	TOTAL					
						ATT-YDS-TD	C-A-I	YDS	TD	NO-YDS	ATT-YDS-TD	C-A-I	YDS	TD	NO-YDS			
9/4	at UAB	L	14-56	21,080	—	—	16	27-50-1	28-43-3	228	1	70-278	24	53-343-3	9-17-1	173	3	70-516
9/11	TEXAS STATE	W	24-17	28,533	—	—	18	45-97-0	16-30-2	224	2	75-321	13	40-131-1	12-27-0	164	1	67-295
9/25	NORTH TEXAS	W	37-14	33,619	—	—	24	39-158-1	20-33-1	213	2	72-371	8	35-98-1	6-19-1	126	1	54-224
10/2	* at Texas	L	14-44	82,626	—	5	14	25-70-0	22-42-1	196	2	67-266	25	51-303-4	17-26-0	204	2	77-507
10/9	* MISSOURI	L	10-30	22,652	—	—	10	29-85-0	15-31-2	88	1	60-173	19	52-176-0	13-28-0	151	3	80-327
10/16	* at Nebraska	L	27-59	77,881	—	—	22	38-100-1	25-40-1	300	2	78-400	19	42-169-3	13-20-0	342	5	62-511
10/23	* IOWA STATE (HC)	L	25-26	25,249	—	—	26	41-140-2	31-39-0	310	1	80-450	16	39-109-2	12-20-0	148	1	59-257
10/30	* TEXAS A&M	W ot	35-34	41,283	—	16	17	24-77-0	32-50-0	262	4	74-339	24	42-170-1	21-32-1	291	3	74-461
11/6	* at Texas Tech	L	17-42	53,121	—	—	15	34-158-2	13-26-0	120	0	60-278	34	35-158-1	38-50-1	406	5	85-564
11/13	* at Oklahoma State	L	21-49	43,261	—	25	20	33-127-1	19-39-1	271	2	72-398	24	54-305-4	8-15-0	164	2	69-469
11/20	* OKLAHOMA	L	0-35	32,182	—	2	11	31-26-0	14-22-0	130	0	53-156	29	47-302-3	21-34-0	199	2	81-501

2005 GUY MORRISS

5-6 • 2-6 BIG 12

Team Captain: Colin Allred, Shawn Bell

DATE	OPPONENT	RESULT	ATTEND	AP RANK		BAYLOR					OPPONENT					TV		
				BU	OPP	FD	RUSHING	PASSING	TOTAL	FD	RUSHING	PASSING	TOTAL					
						ATT-YDS-TD	C-A-I	YDS	TD	NO-YDS	ATT-YDS-TD	C-A-I	YDS	TD	NO-YDS			
9/3	at SMU	W	28-23	29,538	—	—	24	45-215-3	23-40-2	198	0	85-413	17	36-164-2	9-26-0	106	1	62-270
9/10	SAMFORD	W	48-14	36,575	—	—	24	37-137-1	19-30-0	235	3	67-372	21	29-55-0	23-47-2	249	2	76-304
9/17	at Army	W	20-10	31,357	—	—	19	37-146-1	20-30-2	205	1	67-351	19	40-56-0	19-37-2	228	1	77-284
10/1	* at Texas A&M	L 2ot	13-16	79,280	—	—	23	45-125-0	25-45-0	222	1	90-347	15	34-155-2	12-31-2	132	0	65-287
10/8	* at Iowa State	W	23-13	45,992	—	—	23	34-116-1	18-26-0	160	1	60-276	19	38-110-1	19-31-1	210	0	69-320
10/15	* NEBRASKA	L	14-23	40,857	—	—	16	23-51-1	17-31-2	202	1	54-253	25	51-182-0	18-32-0	168	2	83-350
10/22	* at Oklahoma	L 2ot	30-37	83,456	—	—	12	21-71-0	20-44-0	228	3	65-291	28	53-236-3	24-42-2	269	1	95-474
10/29	* TEXAS TECH (HC)	L	0-28	43,525	—	17	20	40-121-0	21-38-2	204	0	78-325	17	22-111-2	22-44-2	264	1	66-375
11/5	* TEXAS	L	0-62	44,783	—	2	13	30-112-0	10-23-2	89	0	53-201	35	54-347-7	16-27-0	298	2	81-645
11/12	* at Missouri	L	16-31	46,425	—	—	19	33-77-0	27-50-1	270	2	83-347	17	50-298-3	9-23-1	72	0	73-370
11/19	* OKLAHOMA STATE	W	44-34	28,753	—	—	15	40-46-3	22-35-0	272	1	75-318	27	31-90-1	29-50-4	383	4	81-473

2006 GUY MORRISS

4-8 • 3-5 BIG 12

Team Captain: Shawn Bell, C.J. Wilson, Dominique Zeigler

DATE	OPPONENT	RESULT	ATTEND	AP RANK		BAYLOR					OPPONENT					TV		
				BU	OPP	FD	RUSHING	PASSING	TOTAL	FD	RUSHING	PASSING	TOTAL					
						ATT-YDS-TD	C-A-I	YDS	TD	NO-YDS	ATT-YDS-TD	C-A-I	YDS	TD	NO-YDS			
9/3	TCU	L	7-17	42,733	—	22	24	20-47-0	31-47-1	286	1	67-333	16	35-98-0	18-27-1	233	2	62-331
9/9	NORTHWESTERN STATE	W	47-10	31,125	—	—	17	8-20-0	27-46-1	330	5	54-350	14	39-147-0	14-28-3	182	1	67-329
9/16	Washington State (Seattle)	L	15-17	41,358	—	—	15	14(-10)-0	31-49-2	256	1	63-246	20	34-51-0	25-38-2	285	2	72-336
9/23	ARMY	L ot	20-27	36,218	—	—	17	28-62-1	26-35-0	241	1	63-303	18	38-140-1	15-22-0	138	1	60-278
9/30	* KANSAS STATE	W	17-3	30,752	—	—	13	19-18-0	26-47-1	294	2	66-312	12	21-45-0	22-55-3	296	0	76-341
10/7	* at Colorado	W 3ot	34-31	47,065	—	—	20	26-110-2	31-44-2	272	2	70-382	22	49-276-3	9-25-3	75	1	74-351
10/14	* at Texas	L	31-63	88,966	—	6	17	11-27-1	26-48-1	320	3	59-347	22	37-162-1	21-32-1	275	6	69-437
10/21	* KANSAS (HC)	W	36-35	36,125	—	—	24	15-66-0	33-55-2	394	5	70-460	22	46-284-3	11-24-1	98	1	70-382
10/28	* TEXAS A&M	L	21-31	51,385	—	22	12	24-77-2	14-23-1	260	1	47-337	23	48-292-2	12-21-0	215	2	69-507
11/4	* at Texas Tech	L	21-55	51,303	—	—	16	29-20-2	16-30-1	197	1	59-217	32	19-175-3	38-58-1	507	4	77-682
11/11	* at Oklahoma State	L	24-66	35,430	—	—	23	21-93-1	24-41-3	262	2	62-355	26	54-387-5	13-15-0	123	2	69-510
11/18	* OKLAHOMA	L	10-36	31,221	—	16	11	20(-48)-0	22-45-2	188	0	65-140	17	41-236-1	12-19-1	178	2	60-414



# ALL-TIME RESULTS

## 2007 GUY MORRISS

3-9 • 0-8 BIG 12

Team Captain: Joe Pawelek, Jonathan Weeks, Brandon Whitaker

DATE	OPPONENT	RESULT	ATTEND	AP RANK		BAYLOR					OPPONENT					TV			
				BU	OPP	FD	RUSHING	PASSING	TOTAL	FD	RUSHING	PASSING	TOTAL						
						ATT-YDS	C-A-I	YDS	TD	NO-YDS	ATT-YDS	C-A-I	YDS	TD	NO-YDS				
9/1	at TCU	L	0-27	35,606	—	22	16	25-51-0	26-55-4	231	0	80-282	16	45-181-2	18-30-0	205	1	75-386	CSTV (n)
9/8	RICE	W	42-17	29,107	—	—	27	26-98-0	30-51-0	423	6	77-521	21	38-110-2	23-30-1	239	0	68-349	
9/15	TEXAS STATE	W	34-20	36,274	—	—	20	19-28-0	31-51-2	411	5	70-439	24	34-84-1	31-56-0	334	2	90-418	
9/22	at Buffalo	W	34-21	22,676	—	—	24	42-229-1	21-45-1	172	3	87-401	18	27-87-2	29-46-3	276	1	73-363	
9/29	* at Texas A&M	L	10-34	82,970	—	—	7	16-60-1	12-26-2	194	0	52-254	31	65-352-3	16-29-1	200	1	94-552	VERSUS (n)
10/6	* COLORADO	L	23-43	32,376	—	—	24	18-55-2	36-60-2	410	1	78-465	18	42-157-2	17-27-1	293	2	69-450	
10/13	* at Kansas	L	10-58	43,556	—	20	10	19-48-0	22-43-4	154	0	62-202	26	50-236-4	18-37-0	211	2	87-447	FCS (r)
10/20	* TEXAS	L	10-31	41,335	—	19	19	18-8-0	32-56-4	284	1	74-292	27	46-177-2	25-36-2	293	1	82-470	VERSUS (n)
10/27	* at Kansas State	L	13-51	45,959	—	—	15	26-13-0	20-35-3	318	2	61-318	23	46-208-2	23-36-1	255	3	82-463	
11/3	* TEXAS TECH (HC)	L	7-38	39,015	—	—	21	35-91-0	25-47-1	191	1	82-282	29	17-73-2	44-59-0	490	3	76-563	
11/10	* at Oklahoma	L	21-52	84,450	—	4	20	26-170-1	25-42-2	280	2	68-450	24	37-180-3	20-25-1	353	3	62-533	FSN (n)
11/17	* OKLAHOMA STATE	L	14-45	28,159	—	—	19	28-83-0	29-40-2	226	2	68-309	29	51-343-4	16-21-0	202	2	72-545	FSN (n)

## ART BRILES

2008-2015

65-37

## 2008 ART BRILES

4-8 • 2-6 BIG 12

Team Captain: Game Captains

DATE	OPPONENT	RESULT	ATTEND	AP RANK		BAYLOR					OPPONENT					TV			
				BU	OPP	FD	RUSHING	PASSING	TOTAL	FD	RUSHING	PASSING	TOTAL						
						ATT-YDS	C-A-I	YDS	TD	NO-YDS	ATT-YDS	C-A-I	YDS	TD	NO-YDS				
8/28	WAKE FOREST	L	13-41	30,633	—	23	15	34-94-2	15-30-2	156	0	64-250	23	44-156-2	27-36-0	220	3	80-376	FSN (n)
9/6	NORTHWESTERN STATE	W	51-6	36,258	—	—	25	39-207-3	20-26-0	330	4	65-537	14	37-52-0	18-33-1	138	0	70-190	
9/12	WASHINGTON STATE	W	45-17	25,595	—	—	20	42-426-5	7-16-0	129	1	58-555	19	39-77-2	23-38-2	263	0	77-340	FSN (r)
9/19	at Connecticut	L	28-31	38,870	—	—	24	43-169-1	14-25-0	208	3	68-377	21	46-225-4	13-23-2	125	0	69-350	ESPN2
10/4	* OKLAHOMA	L	17-49	37,145	—	1	17	41-194-2	11-26-0	75	0	67-269	32	58-217-5	24-34-1	377	2	92-594	FSN (n)
10/11	* IOWA STATE	W	38-10	30,548	—	—	27	50-147-2	22-26-0	288	2	76-435	16	18-81-0	21-41-1	176	1	59-257	FCS (n)
10/18	* at Oklahoma State	L	6-34	50,080	—	8	14	31-42-1	15-27-0	162	0	58-204	25	58-219-2	13-20-0	238	2	78-457	
10/25	* at Nebraska	L	20-32	85,104	—	—	16	33-216-3	9-20-0	134	0	53-350	26	37-161-1	32-46-0	336	3	83-497	VERSUS (n)
11/1	* MISSOURI (HC)	L	28-31	35,142	—	14	26	44-155-2	26-35-1	283	2	79-438	29	34-153-1	31-39-2	337	3	73-490	
11/8	* at Texas	L	21-45	97,715	—	5	9	29-201-2	6-20-1	71	1	49-272	30	47-194-0	26-37-2	300	5	84-494	FSN (n)
11/15	* TEXAS A&M	W	41-21	43,549	—	—	25	52-269-3	13-23-0	241	2	75-510	14	21-64-2	19-30-4	244	1	51-308	
11/29	* at Texas Tech	L	28-35	53,470	—	7	19	43-229-3	12-16-1	91	1	59-320	24	24-56-3	41-50-1	309	2	74-365	VERSUS (n)

## 2009 ART BRILES

4-8 • 1-7 BIG 12

Team Captain: Game Captains

DATE	OPPONENT	RESULT	ATTEND	AP RANK		BAYLOR					OPPONENT					TV			
				BU	OPP	FD	RUSHING	PASSING	TOTAL	FD	RUSHING	PASSING	TOTAL						
						ATT-YDS	C-A-I	YDS	TD	NO-YDS	ATT-YDS	C-A-I	YDS	TD	NO-YDS				
9/5	at Wake Forest	W	24-21	27,905	—	—	18	37-197-1	16-25-0	169	2	62-366	19	34-126-1	20-31-3	169	2	65-269	ABC (n)
9/19	UCONN	L	22-30	40,147	—	—	11	21-147-3	17-27-1	119	0	48-266	21	58-235-3	12-23-0	119	0	81-382	
9/26	NORTHWESTERN STATE	W	68-13	36,452	—	—	25	33-283-4	16-25-0	284	4	58-567	17	43-133-1	19-31-2	284	0	74-248	
10/3	KENT STATE	W	31-15	27,047	—	—	20	45-158-4	20-27-0	216	0	72-374	20	25-165-1	25-46-2	216	1	71-424	FSN (n)
10/10	* at Oklahoma	L	7-33	84,478	—	19	11	17-6-0	23-43-2	262	1	60-268	34	50-197-2	27-49-0	262	1	99-586	ABC (n)
10/17	* at Iowa State	L	10-24	42,253	—	—	18	21-89-0	26-46-3	275	1	67-364	27	46-240-2	25-36-1	275	1	82-454	
10/24	* OKLAHOMA STATE (HC)	L	7-34	38,117	—	14	15	19-43-0	24-39-1	241	1	58-284	25	43-195-1	23-27-0	250	3	70-445	VERSUS (n)
10/31	* NEBRASKA	L	10-20	31,702	—	—	18	32-54-0	19-38-2	222	0	70-276	11	38-145-1	12-21-1	128	0	59-273	VERSUS (n)
11/7	* at Missouri	W	40-32	65,298	—	—	20	28-38-2	32-43-0	427	3	71-465	22	25-10-1	30-52-0	468	2	77-478	
11/14	* TEXAS	L	14-47	44,372	—	2	16	28-6-1	28-45-3	240	1	73-246	23	35-224-3	25-40-0	187	2	75-411	FSN (n)
11/21	* at Texas A&M	L	3-38	82,106	—	—	18	26-82-0	24-38-3	215	0	64-297	26	52-375-3	19-25-0	153	2	77-528	
11/28	* vs. Texas Tech (Arlington, TX)	L	13-20	71,964	—	—	19	39-104-1	22-35-1	238	0	74-342	22	28-100-0	31-49-1	269	2	77-369	FSN (n)

## 2010 ART BRILES

7-6 • 4-4 BIG 12

Team Captain: Game Captains

DATE	OPPONENT	RESULT	ATTEND	AP RANK		BAYLOR					OPPONENT					TV			
				BU	OPP	FD	RUSHING	PASSING	TOTAL	FD	RUSHING	PASSING	TOTAL						
						ATT-YDS	C-A-I	YDS	TD	NO-YDS	ATT-YDS	C-A-I	YDS	TD	NO-YDS				
9/4	SAM HOUSTON STATE	W	34-3	42,821	—	—	24	25-200-2	21-42-0	263	2	67-463	13	39-88-0	13-27-0	107	0	66-195	
9/11	BUFFALO	W	34-6	40,853	—	—	22	38-173-2	22-37-1	320	2	75-493	20	35-162-0	18-47-1	163	0	82-325	FCS (n)
9/18	at TCU	L	10-45	47,493	RV	4	15	26-99-0	16-30-0	164	1	56-263	28	48-291-4	21-23-0	267	2	71-558	VERSUS (n)
9/25	at Rice	W	30-13	23,395	—	—	22	37-188-0	20-28-1	268	3	65-456	21	32-92-1	27-38-2	204	0	70-296	CBS (n)
10/2	* KANSAS	W	55-7	35,405	—	—	32	46-244-2	28-38-0	434	4	84-678	19	37-99-0	16-28-2	171	1	65-270	FSN (n)
10/9	* vs. Texas Tech (Dallas, TX)	L	38-45	48,213	RV	—	22	30-80-2	33-45-0	427	2	75-507	35	36-173-2	42-59-1	462	4	95-635	FSN (n)
10/16	* at Colorado	W	31-25	48,953	—	—	29	35-309-2	22-27-1	234	1	62-543	25	49-192-2	21-28-1	207	1	77-399	FCS (n)
10/23	* KANSAS STATE (HC)	W	47-42	40,057	RV	RV	29	38-279-2	26-38-1	404	4	76-683	20	34-109-4	21-31-1	298	1	65-407	
10/30	* at Texas	W	30-22	100,452	25	—	17	38-109-2	16-24-1	219	2	62-328	25	37-171-1	23-40-1	257	0	77-428	FSN (n)
11/6	* at Oklahoma State	L	28-55	50,741	22	19	27	36-197-4	30-48-1	267	0	84-464	36	39-290-3	34-43-0	435	3	82-725	FSN (n)
11/13	* TEXAS A&M	L	30-42	45,089	RV	23	26	52-291-4	28-38-0	212	0	90-503	24	35-147-4	27-38-0	280	1	73-427	FSN (n)
11/20	* OKLAHOMA	L	24-53	36,034	—	16	20	38-237-2	20-33-2	124	1	71-361	24	37-109-2	28-42-1	353	3	79-462	ESPN2 (n)

## TEXAS BOWL • RELIANT STADIUM • HOUSTON, TEXAS

12/29	vs. Illinois	L	14-38	68,211	—	—	24	29-124-1	31-43-0	313	1	72-437	25	50-291-4	18-23-0	242	0	73-533	ESPN (n)
-------	--------------	---	-------	--------	---	---	----	----------	---------	-----	---	--------	----	----------	---------	-----	---	--------	----------





# ALL-TIME RESULTS

## 2011 ART BRILES

10-3 • 6-3 BIG 12

13TH AP • 12TH COACHES

Team Captain: Game Captains

DATE	OPPONENT	RESULT	ATTEND	AP RANK		BAYLOR					OPPONENT					TV			
				BU	OPP	FD	ATT-YDS-TD	C-A-I	YDS	TD	NO-YDS	FD	ATT-YDS-TD	C-A-I	YDS		TD	NO-YDS	
9/2	TCU	W	50-48	43,753	—	14	25	36-150-1	23-29-0	414	6	65-564	25	38-215-2	25-40-1	251	4	78-466	ESPN (n)
9/17	SFA (3Q only)	W	48-0	43,090	19	—	25	31-266-3	20-23-0	279	3	54-545	10	26-84-0	13-22-1	122	0	48-207	
9/24	RICE	W	56-31	40,088	17	—	33	50-306-2	31-35-0	367	5	85-673	24	38-156-1	23-39-1	260	3	77-416	FSSW (n)
10/1	* at Kansas State	L	35-36	49,399	15	—	21	30-83-0	23-32-1	346	5	62-429	24	51-210-2	13-28-1	146	2	79-356	ABC (n)
10/8	* IOWA STATE	W	49-26	35,625	25	—	37	67-395-5	22-30-0	212	1	97-607	17	33-181-1	17-35-1	244	3	68-425	FSN (n)
10/15	* at Texas A&M	L	28-55	87,361	20	21	24	31-50-1	28-40-1	430	3	71-480	35	25-266-1	25-38-1	415	6	83-681	FX (n)
10/29	* at Oklahoma State	L	24-59	58,274	RV	3	36	54-176-2	34-51-2	446	1	105-622	23	27-327-5	24-36-0	274	3	63-601	ABC (n)
11/5	* MISSOURI (HC)	W	42-39	40,194	—	—	31	42-280-3	33-46-0	325	3	86-568	32	40-243-2	27-41-0	406	3	83-686	FSN (n)
11/12	* at Kansas	W ot	31-30	35,188	—	—	22	28-193-1	22-30-1	312	3	58-505	26	64-296-3	17-27-3	108	1	91-404	
11/19	* OKLAHOMA	W	45-38	40,281	25	5	28	38-131-2	22-35-0	485	4	73-616	29	36-158-5	36-51-1	447	0	87-605	ABC (n)
11/26	* vs. Texas Tech (Arlington, TX)	W	66-42	51,615	21	—	38	79-360-5	16-23-0	257	3	102-617	25	17-46-2	42-56-2	398	4	73-444	FSN (n)
12/3	* TEXAS	W	48-24	46,543	19	RV	24	38-191-4	15-22-1	320	2	60-511	22	45-201-0	24-40-4	356	3	85-557	ABC (n)
<b>ALAMO BOWL • ALAMODOME • SAN ANTONIO, TEXAS</b>																			
12/29	vs. Washington	W	67-56	65,256	15	—	33	52-482-8	24-33-0	295	1	85-777	26	37-182-4	23-37-0	438	4	74-620	ESPN (n)

## 2012 ART BRILES

8-5 • 4-5 BIG 12

RV AP • RV COACHES

Team Captain: Game Captains

DATE	OPPONENT	RESULT	ATTEND	AP RANK		BAYLOR					OPPONENT					TV			
				BU	OPP	FD	ATT-YDS-TD	C-A-I	YDS	TD	NO-YDS	FD	ATT-YDS-TD	C-A-I	YDS		TD	NO-YDS	
9/2	SMU	W	59-24	43,514	RV	—	26	32-220-2	24-35-0	393	5	67-613	28	29-145-0	37-63-2	362	3	92-507	FSN (n)
9/15	SHSU	W	48-23	44,856	RV	—	27	39-232-2	24-41-2	312	3	80-544	22	44-126-1	20-39-3	285	1	83-411	FCS (n)
9/21	at ULM	W	47-42	31,175	RV	—	32	47-169-2	28-41-2	380	4	88-549	31	43-262-4	28-42-1	298	2	85-560	ESPN (n)
9/29	* at West Virginia	L	63-70	60,012	25	9	34	45-119-4	29-47-1	581	5	92-700	33	37-151-2	45-51-0	656	8	88-807	FX (n)
10/13	* TCU	L	21-49	42,524	RV	RV	21	32-106-1	15-23-4	326	2	55-432	29	57-248-3	22-30-0	261	4	87-509	FSN (n)
10/20	* at Texas	L	50-56	101,353	—	RV	29	44-255-4	30-41-1	352	2	85-607	27	44-251-7	19-31-0	274	1	75-525	ABC (n)
10/27	* at Iowa State	L	21-35	54,877	—	—	24	30-115-1	31-51-1	426	2	81-541	32	48-176-0	36-54-1	381	5	102-557	FSN (n)
11/3	* KANSAS (HC)	W	41-14	39,059	—	—	32	49-299-2	26-42-0	367	3	91-666	17	41-246-2	11-26-2	96	0	67-342	FSN (n)
11/10	* at Oklahoma	L	34-42	84,945	—	14	25	51-252-4	12-33-0	172	0	84-424	28	40-183-4	25-36-1	277	2	76-460	FSN (n)
11/17	* KANSAS STATE	W	52-24	38,029	—	2	29	49-342-5	20-32-2	238	2	81-580	21	31-76-1	27-51-3	286	2	82-362	ESPN (n)
11/24	* vs. Texas Tech (Arlington, TX)	W ot	52-45	44,168	RV	—	32	57-278-3	22-37-0	396	3	94-674	27	32-208-2	30-41-3	359	3	73-567	FOX (n)
12/1	* OKLAHOMA STATE	W	41-34	39,203	—	24	32	55-319-3	23-39-0	296	1	94-615	32	37-218-2	31-53-2	342	2	90-560	FX (n)
<b>HOLIDAY BOWL • QUALCOMM STADIUM • SAN DIEGO, CALIF.</b>																			
12/27	vs. UCLA	W	49-26	55,507	RV	17	25	67-306-5	10-13-0	188	2	80-494	17	28-33-0	26-52-0	329	3	80-362	ESPN (n)

## 2013 ART BRILES

11-2 • 8-1 BIG 12

BIG 12 CHAMPIONS • 13TH AP • 13TH COACHES

Team Captain: Game Captains

DATE	OPPONENT	RESULT	ATTEND	AP RANK		BAYLOR					OPPONENT					TV			
				BU	OPP	FD	ATT-YDS-TD	C-A-I	YDS	TD	NO-YDS	FD	ATT-YDS-TD	C-A-I	YDS		TD	NO-YDS	
8/31	WOFFORD	W	69-3	44,989	RV	—	32	44-281-5	23-28-0	411	3	72-692	16	60-173-0	8-17-1	60	0	77-233	FSN (n)
9/7	BUFFALO	W	70-13	39,126	23	—	32	55-329-6	19-25-0	452	3	80-781	16	49-83-1	15-26-1	280	1	75-363	FSN (n)
9/21	ULM	W	70-7	42,967	20	—	29	41-311-3	25-36-1	470	5	77-781	16	35-75-0	18-46-3	220	1	81-295	FS1 (n)
10/5	* WEST VIRGINIA	W	73-42	45,467	17	—	38	61-476-8	20-33-3	396	2	94-872	21	34-118-1	17-41-1	276	3	75-394	FS1 (n)
10/12	* at Kansas State	W	35-25	52,803	15	—	15	37-114-2	12-21-0	332	3	58-446	23	58-327-3	10-22-1	118	0	80-445	FOX (n)
10/19	* IOWA STATE (HC)	W	71-7	46,825	12	—	32	53-291-5	29-39-0	423	2	92-714	9	33-41-0	15-27-2	133	1	60-174	ESPNU (n)
10/26	* at Kansas	W	59-14	32,364	6	—	31	44-306-5	21-38-0	437	3	82-743	16	50-154-1	11-33-0	154	1	83-308	ESPNU (n)
11/7	* OKLAHOMA	W	41-12	50,537	5	12	28	54-255-2	13-26-0	204	3	80-459	16	34-87-0	15-35-2	150	1	69-237	FS1 (n)
11/16	* vs. Texas Tech (Arlington, TX)	W	63-34	69,188	4	—	32	57-340-5	17-31-0	335	3	88-675	24	34-134-0	29-54-1	320	5	88-454	FOX (n)
11/23	* at Oklahoma State	L	17-49	60,281	3	11	26	36-94-0	28-48-0	359	2	84-453	21	46-154-3	21-27-0	440	3	73-594	ABC (n)
11/30	* at TCU	W	41-38	43,568	9	—	21	52-164-1	19-38-1	206	2	90-370	23	33-122-2	21-47-3	288	3	80-410	ESPN2 (n)
12/7	* TEXAS	W	30-10	51,728	9	23	29	54-221-1	21-38-0	287	2	92-508	12	35-163-0	12-34-2	54	1	69-217	FOX (n)
<b>FIESTA BOWL • UNIVERSITY OF PHOENIX STADIUM • GLENDALE, ARIZ.</b>																			
1/1	vs. UCF	L	42-52	65,172	6	15	27	38-194-4	30-47-1	356	2	85-550	29	44-255-4	20-31-2	301	3	75-556	ESPN (n)



# ALL-TIME RESULTS

## 2014 ART BRILES

11-2 • 8-1 BIG 12

BIG 12 CHAMPIONS • 7TH AP • 8TH COACHES

Team Captain: Game Captains

DATE	OPPONENT	RESULT	ATTEND	AP RANK		BAYLOR					OPPONENT					TV			
				BU	OPP	FD	ATT-YDS-TD	C-A-I	YDS	TD	NO-YDS	FD	ATT-YDS-TD	C-A-I	YDS		TD	NO-YDS	
8/31	SMU	W	45-0	45,733	10	—	31	50-261-3	27-47-1	313	3	97-574	7	25-(24)-0	21-40-1	91	0	65-67	FS1 (n)
9/6	NORTHWESTERN STATE	W	70-6	45,034	10	—	32	50-265-5	19-28-0	455	5	78-720	11	41-78-0	8-19-1	124	0	60-202	FSN (n)
9/12	at Buffalo	W	63-21	24,713	8	—	27	41-189-4	25-37-0	480	5	78-669	15	39-139-1	18-31-0	255	2	70-394	ESPN (n)
9/27	* at Iowa State	W	49-28	51,776	7	—	32	47-244-6	32-50-1	357	1	97-601	18	34-127-2	17-39-1	212	2	73-339	FOX (n)
10/4	* at Texas	W	28-7	93,727	7	—	22	60-278-1	7-22-0	111	2	82-389	20	40-190-1	16-34-2	144	0	74-334	ABC (n)
10/11	* TCU	W	61-58	46,803	5	9	39	54-272-1	28-55-2	510	6	109-782	23	41-139-4	22-48-0	346	1	89-485	ABC (n)
10/18	* at West Virginia	L	27-41	60,758	4	RV	22	42-95-1	16-37-0	223	2	79-318	33	50-134-2	23-35-1	322	3	85-456	FS1 (n)
11/1	* KANSAS (HC)	W	60-14	47,574	12	—	30	52-326-4	21-36-0	343	3	88-669	12	27-16-0	21-30-0	288	2	57-304	FS1 (n)
11/8	* at Oklahoma	W	48-14	85,048	10	16	31	52-148-5	33-43-0	396	1	95-544	13	33-171-0	13-29-1	148	2	62-319	FS1 (n)
11/22	* OKLAHOMA STATE	W	49-28	47,179	6	—	29	58-317-5	18-29-2	262	2	87-579	17	43-116-2	13-25-2	281	2	68-397	FOX (n)
11/29	* vs. Texas Tech (Arlington, TX)	W	48-46	54,179	5	—	37	54-255-3	26-42-0	292	3	96-547	31	26-103-0	31-57-1	609	6	83-712	ABC (n)
12/6	* KANSAS STATE	W	38-27	47,934	5	9	34	37-172-4	34-41-1	412	1	78-584	27	40-103-1	22-27-1	300	2	67-403	ESPN (n)

### COTTON BOWL • AT&T STADIUM • ARLINGTON, TEXAS

1/1	vs. Michigan State	L	41-42	71,464	4	7	25	22-(20)-1	37-52-1	603	4	74-583	29	46-238-4	24-42-2	314	2	88-552	ESPN (n)
-----	--------------------	---	-------	--------	---	---	----	-----------	---------	-----	---	--------	----	----------	---------	-----	---	--------	----------

## 2015 ART BRILES

10-3 • 6-3 BIG 12

13TH AP • 13TH COACHES

Team Captain: Game Captains

DATE	OPPONENT	RESULT	ATTEND	AP RANK		BAYLOR					OPPONENT					TV			
				BU	OPP	FD	ATT-YDS-TD	C-A-I	YDS	TD	NO-YDS	FD	ATT-YDS-TD	C-A-I	YDS		TD	NO-YDS	
9/4	at SMU	W	56-21	32,047	4	—	27	37-300-2	17-32-1	423	6	69-723	22	54-203-1	16-24-2	166	2	78-369	ESPN (n)
9/12	LAMAR	W	66-31	44,491	4	—	38	56-412-5	26-38-3	373	4	94-785	19	43-173-3	18-30-1	167	1	73-340	FSN (n)
9/26	RICE	W	70-17	43,619	5	—	39	53-427-3	19-25-0	366	7	78-793	20	45-94-1	11-21-0	152	1	66-246	FSN (n)
10/3	* vs. Texas Tech (Arlington, TX)	W	63-35	56,179	5	RV	26	52-368-5	16-24-1	312	4	76-680	27	24-106-1	40-65-2	530	4	89-636	ABC (n)
10/10	* at Kansas	W	66-7	25,910	3	—	34	45-281-3	27-37-0	363	5	82-644	14	39-69-0	20-36-1	158	1	75-227	FS1 (n)
10/17	* WEST VIRGINIA	W	62-38	45,370	2	—	34	50-304-2	21-34-0	389	6	84-693	22	44-182-0	18-39-1	289	4	83-471	FOX (n)
10/24	* IOWA STATE (HC)	W	45-27	45,512	2	—	27	49-276-3	17-38-1	209	3	87-485	23	55-232-1	15-29-2	156	3	84-388	ESPN (n)
11/5	* at Kansas State	W	31-24	52,108	2	—	20	34-103-1	23-33-0	419	3	67-522	22	48-258-2	13-23-2	172	1	71-430	FS1 (n)
11/14	* OKLAHOMA	L	34-44	49,875	4	12	18	44-159-3	16-27-2	257	2	71-416	28	53-241-3	24-34-1	270	3	87-511	ABC (n)
11/21	* at Oklahoma State	W	45-35	58,669	10	4	32	73-304-3	17-31-1	396	3	104-700	19	23-8-1	28-51-0	433	4	74-441	FOX (n)
11/27	* at TCU	L 2ot	21-28	47,675	7	15	21	71-273-2	7-24-1	62	1	95-335	15	46-154-1	18-33-1	148	2	79-302	ESPN (n)
12/5	* TEXAS	L	17-23	48,093	12	—	29	66-395-2	13-28-2	84	0	94-479	15	42-156-1	12-21-0	151	1	63-307	ESPN (n)

### RUSSELL ATHLETIC BOWL • CITRUS BOWL STADIUM • ORLANDO, FLA.

12/29	vs. North Carolina	W	49-38	40,418	18	10	38	84-645-7	10-18-1	111	0	102-756	28	36-244-2	22-36-1	243	3	72-487	ESPN (n)
-------	--------------------	---	-------	--------	----	----	----	----------	---------	-----	---	---------	----	----------	---------	-----	---	--------	----------

## JIM GROBE

2016

7-6

## 2016 JIM GROBE

7-6 • 3-6 BIG 12

Team Captain: Game Captains

DATE	OPPONENT	RESULT	ATTEND	AP RANK		BAYLOR					OPPONENT					TV			
				BU	OPP	FD	ATT-YDS-TD	C-A-I	YDS	TD	NO-YDS	FD	ATT-YDS-TD	C-A-I	YDS		TD	NO-YDS	
9/2	NORTHWESTERN ST.	W	55-7	44,849	23	—	23	43-275-1	19-29-0	223	5	72-498	9	40-47-1	5-19-0	31	0	59-78	FSN (n)
9/10	SMU	W	40-13	45,499	23	—	29	55-275-2	26-48-2	261	2	103-536	21	38-176-0	17-44-3	229	1	82-405	FS1 (n)
9/16	at Rice	W	38-10	27,047	21	—	31	54-296-2	23-42-1	342	3	96-638	14	42-234-1	9-27-0	31	0	69-265	ESPN (n)
9/24	* OKLAHOMA STATE	W	35-24	45,373	16	RV	20	37-136-1	18-28-1	387	4	65-523	30	55-213-3	27-46-1	279	0	101-492	FOX (n)
10/1	* at Iowa State	W	45-42	50,842	13	—	30	62-469-5	12-22-0	178	1	84-647	26	54-204-4	17-23-0	261	2	77-465	FS1 (n)
10/15	* KANSAS	W	49-7	47,598	11	—	20	49-246-4	13-30-0	207	2	79-453	15	48-83-1	13-27-4	134	0	75-217	FS1 (n)
10/29	* at Texas	L	34-35	97,822	8	—	31	68-398-2	14-28-1	226	2	96-624	19	51-257-2	12-21-1	291	2	72-548	ABC (n)
11/5	* TCU	L	22-62	48,129	13	—	19	45-133-2	22-43-1	282	1	88-415	34	59-431-6	18-31-0	257	1	90-688	FOX (n)
11/12	* at Oklahoma	L	24-45	86,249	25	9	24	45-212-1	21-46-2	292	2	91-504	23	49-266-4	20-25-1	300	2	74-566	ABC (n)
11/19	* KANSAS STATE	L	21-42	43,581	—	—	22	33-110-0	27-46-3	258	3	79-368	25	51-237-6	16-25-0	177	0	76-414	ESPN2 (n)
11/25	* vs. Texas Tech	L	35-54	41,656	—	—	32	53-257-2	30-47-1	377	3	100-634	24	32-30-1	30-47-0	586	6	79-666	ESPN (n)
12/3	* at West Virginia	L	21-24	49,229	—	14	19	41-196-1	15-31-2	244	2	72-440	25	62-311-1	10-26-0	111	2	88-422	FS1 (n)

### MOTEL 6 CACTUS BOWL • CHASE FIELD • PHOENIX, ARIZ.

12/27	vs. Boise State	W	31-12	33,328	—	—	29	43-140-1	29-40-1	375	3	83-515	25	38-83-0	32-51-2	305	1	89-388	ESPN (n)
-------	-----------------	---	-------	--------	---	---	----	----------	---------	-----	---	--------	----	---------	---------	-----	---	--------	----------



# ALL-TIME RESULTS

## MATT RHULE

2017-2019

19-20

2017 MATT RHULE

1-11 • 1-8 BIG 12

Team Captain: Game Captains

DATE	OPPONENT	RESULT	ATTEND	AP RANK		BAYLOR				OPPONENT				TV					
				BU	OPP	FD	ATT-YDS-TD	C-A-I	YDS	TD	NO-YDS	FD	ATT-YDS-TD		C-A-I	YDS	TD	NO-YDS	
9/2	LIBERTY	L	45-48	45,784	—	—	22	34-254-3	14-30-2	278	3	64-532	31	43-138-1	44-60-0	447	3	103-585	FS2 (n)
9/9	UTSA	L	10-17	41,923	—	—	14	31-137-0	11-27-1	137	1	58-274	20	45-220-0	15-20-0	155	2	65-375	FSN (n)
9/16	at Duke	L	20-34	26,714	—	—	9	27-57-0	12-34-3	263	3	61-320	24	51-246-3	20-35-1	184	0	86-430	ACCRSN
9/23	* OKLAHOMA	L	41-49	43,573	—	3	22	35-60-0	33-50-0	463	4	95-523	20	40-342-4	13-19-0	283	3	59-625	FS1 (n)
9/30	* at Kansas State	L	20-33	52,293	—	—	18	46-219-1	26-44-1	291	1	71-375	19	43-225-2	7-17-0	119	1	60-344	ESPN2 (n)
10/14	* at Oklahoma State	L	16-59	56,790	—	14	22	46-219-1	14-36-2	168	0	82-387	29	38-276-5	20-33-0	471	3	71-747	FS1 (n)
10/21	* WEST VIRGINIA (HC)	L	36-38	45,389	—	23	30	42-127-2	24-40-0	370	2	82-497	23	29-118-0	26-37-0	375	5	66-493	FS2 (n)
10/28	* TEXAS	L	7-38	45,656	—	—	12	37-31-1	21-38-1	218	0	75-249	19	35-171-3	27-36-1	256	1	71-427	ESPNU (n)
11/4	* at Kansas	W	38-9	21,797	—	—	20	39-120-2	24-30-0	335	3	69-455	15	33-126-0	19-36-1	163	0	69-289	FSN (n)
11/11	* vs. Texas Tech	L	24-38	34,482	—	—	31	29-106-0	43-63-1	417	3	92-523	18	30-91-1	24-29-0	246	2	59-337	FSN (n)
11/18	* IOWA STATE	L	13-23	40,653	—	—	25	38-133-0	26-36-1	198	1	74-331	21	40-214-0	14-28-0	180	2	68-394	FSN (n)
11/24	* at TCU	L	22-45	43,015	—	10	14	29-79-0	21-34-2	314	2	63-393	25	36-112-3	26-36-0	325	3	72-437	FS1 (n)

2018 MATT RHULE

7-6 • 4-5 BIG 12

Team Captain: Game Captains

DATE	OPPONENT	RESULT	ATTEND	AP RANK		BAYLOR				OPPONENT				TV					
				BU	OPP	FD	ATT-YDS-TD	C-A-I	YDS	TD	NO-YDS	FD	ATT-YDS-TD		C-A-I	YDS	TD	NO-YDS	
9/1	ABILENE CHRISTIAN	W	55-27	45,330	—	—	26	36-295-5	18-28-1	311	2	64-606	19	27-220-1	27-40-1	246	2	67-466	FSN (n)
9/8	at UTSA	W	37-20	42,071	—	—	26	31-91-1	27-41-0	403	3	72-494	16	26-98-1	18-33-1	157	1	59-255	Facebook
9/15	DUKE	L	27-40	40,442	—	—	21	32-130-2	24-42-1	270	1	74-400	20	44-225-1	12-30-0	174	3	74-389	FS1 (n)
9/22	* KANSAS	W	26-7	36,725	—	—	22	39-189-0	20-29-0	257	3	68-446	20	28-122-0	16-27-0	149	1	55-271	FS1 (n)
9/29	* at Oklahoma	L	33-66	86,642	—	6	33	38-77-2	40-63-0	416	2	101-493	22	32-166-3	17-23-0	441	6	55-607	ABC (n)
10/6	* KANSAS STATE	W	37-34	36,888	—	—	38	48-261-3	30-45-2	296	1	93-557	20	35-319-4	15-26-2	149	1	61-468	FS1 (n)
10/13	* at Texas	L	17-23	93,882	—	9	19	34-88-1	20-40-1	240	1	74-328	25	41-170-1	24-39-1	219	1	80-389	ESPN (n)
10/25	* at West Virginia	L	14-58	53,117	—	13	17	36-82-2	17-29-3	205	0	65-287	22	33-173-3	21-31-0	394	4	64-568	FS1 (n)
11/3	* OKLAHOMA STATE (HC)	W	35-31	43,492	—	—	26	39-244-2	14-26-1	158	2	65-402	32	47-212-3	25-42-0	311	1	89-523	FS1 (n)
11/10	* at Iowa State	L	14-28	53,860	—	23	25	32-146-0	29-48-0	359	2	80-505	21	32-125-2	18-25-0	230	1	57-355	FS1 (n)
11/17	* TCU	L	9-16	45,140	—	—	20	40-140-1	14-29-1	163	0	69-303	14	42-160-1	15-21-0	151	1	63-311	FS1 (n)
11/24	* vs. Texas Tech	W	35-24	27,308	—	—	28	51-170-2	22-31-2	308	3	82-478	20	30-100-1	21-37-2	247	2	67-347	FS1 (n)

ACADEMY SPORTS+OUTDOORS TEXAS BOWL • NRG STADIUM • HOUSTON, TEXAS

12/27	vs. Vanderbilt	W	45-35	51,104	—	—	45	46-284-4	21-35-1	384	2	81-668	22	24-287-4	18-38-0	286	1	62-573	ESPN (n)
-------	----------------	---	-------	--------	---	---	----	----------	---------	-----	---	--------	----	----------	---------	-----	---	--------	----------

2019 MATT RHULE

11-3 • 8-1 BIG 12

BIG 12 RUNNER-UP • 13TH AP • 12TH COACHES

Team Captain: Sam Tecklenburg, Jordan Williams, Game Captains

DATE	OPPONENT	RESULT	ATTEND	AP RANK		BAYLOR				OPPONENT				TV					
				BU	OPP	FD	ATT-YDS-TD	C-A-I	YDS	TD	NO-YDS	FD	ATT-YDS-TD		C-A-I	YDS	TD	NO-YDS	
8/31	STEPHEN F. AUSTIN	W	56-17	43,013	—	—	30	37-268-4	26-37-0	250	4	74-518	13	32-119-2	16-30-1	158	0	62-277	Big12Now
9/7	UTSA	W	63-14	40,274	—	—	25	39-368-5	16-23-0	178	3	62-546	14	36-164-2	17-30-0	102	0	66-266	FSN
9/21	at Rice	W	21-13	20,198	—	—	20	35-124-2	20-28-0	303	1	63-427	17	35-64-1	18-31-0	178	0	66-242	CBSSN
9/28	* IOWA STATE	W	23-21	42,359	—	—	24	34-104-0	26-45-0	307	3	79-411	23	28-63-1	27-45-1	342	2	73-405	ESPN
10/5	* at Kansas State	W	31-12	50,448	—	—	18	31-158-3	15-24-0	268	1	55-426	21	40-123-0	22-34-1	218	1	74-341	ESPN2
10/12	* TEXAS TECH (HC)	W	2ot 33-30	47,264	22	—	27	38-173-4	24-38-3	352	0	76-525	26	43-148-2	31-42-2	362	1	85-510	FS1
10/19	* at Oklahoma State	W	45-27	55,060	18	—	18	37-224-4	13-17-0	312	1	54-536	26	43-148-2	31-42-2	362	1	86-469	Fox
10/31	* WEST VIRGINIA	W	17-14	46,379	12	—	26	56-176-0	20-26-0	277	2	82-453	12	26-14-0	20-39-1	205	1	65-219	ESPN
11/9	* at TCU	W	3ot 29-23	45,870	11	—	22	33-99-1	27-41-1	195	2	74-294	18	49-168-1	14-32-3	140	1	81-308	FS1
11/16	* OKLAHOMA	L	31-34	50,223	12	10	18	23-113-2	18-29-1	194	2	52-307	34	52-228-0	30-43-1	297	4	95-525	ABC
11/23	* TEXAS	W	24-10	49,109	13	—	22	37-163-2	17-27-0	228	1	64-391	21	31-191-1	22-37-1	200	0	68-391	FS1
11/30	* at Kansas	W	61-6	22,531	11	—	29	47-264-7	18-32-1	243	1	79-507	17	35-161-0	16-32-4	119	1	67-280	ESPN

BIG 12 CHAMPIONSHIP GAME • AT&T STADIUM • ARLINGTON, TEXAS

12/7	vs. Oklahoma	L	ot 23-30	61,191	8	6	8	29-35-0	9-27-0	230	2	56-265	20	50-146-2	17-24-1	287	1	74-433	ABC
------	--------------	---	----------	--------	---	---	---	---------	--------	-----	---	--------	----	----------	---------	-----	---	--------	-----

ALLSTATE SUGAR BOWL • MERCEDES-BENZ SUPERDOME • NEW ORLEANS, LOUISIANA

1/1	vs. Georgia	L	14-26	55,211	8	5	21	28-61-1	28-50-2	234	1	78-295	19	40-130-1	20-30-0	250	2	70-380	ESPN
-----	-------------	---	-------	--------	---	---	----	---------	---------	-----	---	--------	----	----------	---------	-----	---	--------	------



# ALL-TIME RESULTS

## DAVE ARANDA

2020-

20-16

2020 DAVE ARANDA

2-7 • 2-7 BIG 12

Team Captains: Game Captains

DATE	OPPONENT	RESULT	ATTEND	AP RANK		BAYLOR					OPPONENT					TV		
				BU	OPP	FD	RUSHING	PASSING	TOTAL	FD	RUSHING	PASSING	TOTAL					
						ATT-YDS-TD	C-A-I	YDS	TD	NO-YDS	ATT-YDS-TD	C-A-I	YDS	TD	NO-YDS			
9/26	* KANSAS	W 47-14	11,667	—	—	24	43-203-3	16-24-0	149	1	67-352	20	43-169-2	19-33-0	159	0	76-328	ESPNU
10/3	* at West Virginia	L 2ot 21-27	978	—	—	25	33-27-0	23-38-2	229	3	71-256	18	39-134-3	30-42-2	211	1	81-345	ABC
10/24	* at Texas	L 16-27	18,202	—	—	22	21-64-0	31-44-0	252	2	65-316	19	47-159-2	15-23-1	270	1	70-429	ESPN
10/31	* TCU	L 23-33	11,667	—	—	15	33-75-1	17-37-1	203	2	70-278	20	44-257-2	14-23-0	138	1	67-385	ESPN2
11/7	* at Iowa State	L 31-38	13,535	—	17	17	27-71-0	22-33-2	295	3	60-366	23	41-198-2	15-24-3	164	3	65-362	FS1
11/14	* at Texas Tech	L 23-24	12,914	—	—	20	48-207-1	17-26-1	153	0	74-360	19	39-124-2	23-38-1	257	0	77-381	FS1
11/28	* KANSAS STATE	W 32-31	11,667	—	—	21	36-71-2	31-39-0	349	2	75-420	14	35-256-3	9-18-2	88	1	53-344	ESPN2
12/5	* at Oklahoma	L 14-27	22,700	—	13	19	26-25-1	30-56-2	263	1	82-288	16	31-76-1	20-28-1	193	2	59-269	FOX
12/12	* OKLAHOMA ST.	L 3-42	11,667	—	22	12	31-70-0	18-340-0	86	0	65-156	27	47-261-3	20-30-2	347	3	77-608	ESPN

2021 DAVE ARANDA

12-2 • 7-2 BIG 12

BIG 12 CHAMPIONS • 5TH AP • 6TH COACHES

Team Captains: Game Captains

DATE	OPPONENT	RESULT	ATTEND	AP RANK		BAYLOR					OPPONENT					TV		
				BU	OPP	FD	RUSHING	PASSING	TOTAL	FD	RUSHING	PASSING	TOTAL					
						ATT-YDS-TD	C-A-I	YDS	TD	NO-YDS	ATT-YDS-TD	C-A-I	YDS	TD	NO-YDS			
9/4	at Texas State	W 29-20	26,576	—	—	22	45-238-2	15-24-0	148	0	69-386	20	27-79-1	20-40-3	156	1	67-235	ESPN+
9/11	TEXAS SOUTHERN	W 66-7	42,461	—	—	33	43-419-5	19-26-0	295	3	69-714	16	40-161-1	12-22-0	120	0	62-281	Big12Now
9/18	* at Kansas	W 45-7	27,218	—	—	29	45-307-4	19-24-0	269	2	69-576	8	33-109-0	8-18-0	57	1	51-166	Big12Now
9/25	* IOWA STATE	W 31-29	42,539	—	14	15	33-123-1	14-19-0	159	2	52-282	27	40-216-2	22-33-1	263	1	73-479	FOX
10/2	* at Oklahoma State	L 14-24	52,144	21	19	10	29-107-2	13-27-0	173	0	56-280	24	59-219-2	13-23-3	182	1	82-401	ESPN2
10/9	* WEST VIRGINIA	W 45-20	43,569	—	—	21	32-171-2	20-31-0	354	4	63-525	24	38-90-1	24-37-1	272	1	75-362	FS1
10/16	BYU	W 38-24	48,016	—	19	22	47-303-4	18-28-1	231	1	75-534	15	24-67-2	22-31-0	342	1	55-409	ESPN
10/30	* TEXAS	W 31-24	45,834	16	RV	23	43-231-3	18-31-2	196	1	74-427	18	29-102-1	23-38-1	280	2	67-382	ABC
11/6	* at TCU	L 28-30	40,338	14	—	17	36-179-1	14-20-2	214	3	56-393	27	35-94-1	30-42-0	468	2	77-562	FOX
11/13	* OKLAHOMA	W 27-14	46,782	18	4	24	47-297-2	12-21-1	117	1	68-414	17	29-82-2	13-24-2	178	0	53-260	FOX
11/20	* at Kansas State	W 20-10	43,857	11	—	22	48-174-1	25-35-0	213	1	83-387	12	21-105-1	15-30-1	158	0	51-263	FS1
11/27	* TEXAS TECH	W 27-24	43,901	9	—	25	50-180-1	20-34-0	254	2	84-434	16	28-124-1	15-24-0	262	2	52-386	FS1
12/4	! vs. Oklahoma State	W 21-16	65,771	9	7	15	33-62-0	23-28-0	180	3	61-242	26	40-70-1	32-47-4	263	0	87-333	ABC

ALLSTATE SUGAR BOWL • CAESARS SUPERDOME • NEW ORLEANS, LA.

1/1	vs. Mississippi	W 21-7	66,479	6	8	12	41-279-1	7-17-1	40	1	58-319	20	54-138-0	17-34-3	184	1	88-322	ESPN
-----	-----------------	--------	--------	---	---	----	----------	--------	----	---	--------	----	----------	---------	-----	---	--------	------

2022 DAVE ARANDA

6-7 • 4-5 BIG 12

Team Captains: Game Captains

DATE	OPPONENT	RESULT	ATTEND	AP RANK		BAYLOR					OPPONENT					TV		
				BU	OPP	FD	RUSHING	PASSING	TOTAL	FD	RUSHING	PASSING	TOTAL					
						ATT-YDS-TD	C-A-I	YDS	TD	NO-YDS	ATT-YDS-TD	C-A-I	YDS	TD	NO-YDS			
9/3	UALBANY	W 69-10	41,242	10	—	29	41-259-7	22-27-0	314	2	68-573	10	30-87-0	13-30-0	150	1	60-237	ESPN+
9/10	at BYU	L 2ot 20-26	63,470	9	21	22	52-152-2	18-28-0	137	1	80-289	24	33-83-1	24-40-0	283	2	73-366	ESPN
9/17	TEXAS STATE	W 42-7	49,597	17	—	23	37-293-5	17-28-1	208	1	65-501	17	34-82-0	24-36-0	186	1	70-268	FS1
9/24	* at Iowa State	W 31-24	58,069	17	—	23	42-123-1	19-26-0	238	3	68-361	17	27-66-1	23-36-2	284	2	63-350	ESPN2
10/1	* OKLAHOMA STATE	L 25-36	47,979	16	9	21	30-112-1	28-40-2	345	2	70-457	23	46-166-2	21-30-1	213	1	76-379	FOX
10/13	* at West Virginia	L 40-43	45,293	RV	—	28	35-169-2	21-37-1	421	3	72-590	26	37-217-3	24-37-1	283	1	74-500	FS1
10/22	* KANSAS	W 35-23	45,882	RV	RV	28	57-273-4	17-26-2	164	1	83-437	11	22-56-2	16-27-0	232	1	49-288	ESPN2
10/29	* at Texas Tech	W 45-17	60,704	—	—	27	59-231-4	19-30-0	211	1	89-442	23	36-149-1	12-38-5	159	1	74-308	ESPN2
11/5	* at Oklahoma	W 38-35	83,546	RV	—	24	48-281-5	14-23-1	132	0	71-413	29	45-238-3	22-34-3	261	2	79-499	ESPN+
11/12	* KANSAS STATE	L 3-31	47,686	RV	23	17	23-103-0	22-38-2	203	0	61-306	30	44-184-1	26-35-0	221	3	79-405	FS1
11/19	* TCU	L 28-29	44,393	—	4	25	46-232-3	21-30-1	269	1	76-501	20	27-115-3	25-36-1	327	1	63-442	FOX
11/25	* at Texas	L 27-38	94,076	—	24	18	39-101-0	18-36-1	179	2	75-280	22	48-208-5	12-16-0	194	0	64-402	ESPN

LOCKHEED MARTIN ARMED FORCES BOWL • AMON G. CARTER STADIUM • FORT WORTH, TEXAS

12/22	vs. Air Force	L 15-30	43,670	—	—	11	26-42-0	11-23-0	188	2	49-230	20	67-276-3	4-7-0	103	1	74-379	ESPN
-------	---------------	---------	--------	---	---	----	---------	---------	-----	---	--------	----	----------	-------	-----	---	--------	------



# YEARLY RECORDS

## EARLY YEARS (1899-1914)

YEAR	OVERALL	HEAD COACH
1899	2-1-1	R.H. Hamilton
1900	3-0	R.H. Hamilton
1901	5-3	W.J. Ritchie
1902	3-4-2	J.C. Ewing
1903	4-3-1	R.N. Watts
1904	2-5-1	Sol Metzger
1905	1-6	Archie Web
1906	NO TEAM	
1907	4-3-1	Luther Burleson
1908	3-5	E.J. Mills
1909	5-3	E.J. Mills
1910	6-1-1	Ralph Glaze
1911	3-4-2	Ralph Glaze
1912	3-5	Ralph Glaze
1913	3-4-3	Norman Paine
1914	3-5-2	Charles "Bubs" Mosley

## SWC YEARS (1915-1995)

YEAR	OVERALL	SWC	FINISH	HEAD COACH
1915	7-1	3-0	*t-1st	Charles "Bubs" Mosley
1916	9-1	3-1	2nd	Charles "Bubs" Mosley
1917	6-2-1	2-1	2nd	Charles "Bubs" Mosley
1918	0-6	0-2	t-7th	Charles "Bubs" Mosley
1919	5-3-1	0-3-1	7th	Charles "Bubs" Mosley
1920	4-4-1	1-2-1	5th	Frank Bridges
1921	8-3	2-2	t-4th	Frank Bridges
1922	8-3	5-0	1st	Frank Bridges
1923	5-1-2	1-1-2	t-4th	Frank Bridges
1924	7-2-1	4-0-1	1st	Frank Bridges
1925	3-5-2	0-3-2	7th	Frank Bridges
1926	6-3-1	3-1-1	2nd	Morley Jennings
1927	2-7	0-5	7th	Morley Jennings
1928	8-2	3-2	t-3rd	Morley Jennings
1929	7-3-1	2-2-1	t-4th	Morley Jennings
1930	6-3-1	3-1-1	2nd	Morley Jennings
1931	3-6	1-5	6th	Morley Jennings
1932	3-5-1	1-4-1	t-5th	Morley Jennings
1933	6-4	4-2	t-2nd	Morley Jennings
1934	3-7	1-5	7th	Morley Jennings
1935	8-3	3-3	t-3rd	Morley Jennings
1936	6-3-1	3-2-1	t-3rd	Morley Jennings
1937	7-3	3-3	t-4th	Morley Jennings
1938	7-2-1	3-2-1	3rd	Morley Jennings
1939	7-3	4-2	t-2nd	Morley Jennings
1940	4-6	0-6	7th	Morley Jennings
1941	3-6-1	1-4-1	6th	Frank Kimbrough
1942	6-4-1	3-2-1	4th	Frank Kimbrough
1943				NO TEAM – WORLD WAR II
1944				NO TEAM – WORLD WAR II
1945	5-5-1	2-4	6th	Frank Kimbrough
1946	1-8	0-6	7th	Frank Kimbrough
1947	5-5	1-5	7th	Bob Woodruff
1948	6-3-2	3-2-1	t-3rd	Bob Woodruff
1949	8-2	4-2	2nd	Bob Woodruff
1950	7-3	4-2	2nd	George Sauer
1951	8-2-1	4-1-1	2nd	George Sauer
1952	4-4-2	1-3-2	5th	George Sauer
1953	7-3	4-2	3rd	George Sauer
1954	7-4	4-2	t-3rd	George Sauer
1955	5-5	2-4	t-5th	George Sauer
1956	9-2	4-2	3rd	Sam Boyd
1957	3-6-1	0-5-1	7th	Sam Boyd
1958	3-7	1-5	7th	Sam Boyd
1959	4-6	2-4	5th	John D. Bridgers
1960	8-3	5-2	t-2nd	John D. Bridgers
1961	6-5	2-5	t-6th	John D. Bridgers
1962	4-6	3-4	t-4th	John D. Bridgers
1963	8-3	6-1	2nd	John D. Bridgers
1964	5-5	4-3	3rd	John D. Bridgers
1965	5-5	3-4	t-4th	John D. Bridgers
1966	5-5	3-4	5th	John D. Bridgers
1967	1-8-1	0-6-1	8th	John D. Bridgers
1968	3-7	3-4	5th	John D. Bridgers

YEAR	OVERALL	SWC	FINISH	HEAD COACH
1969	0-10	0-7	8th	Bill Beall
1970	2-9	1-6	7th	Bill Beall
1971	1-9	0-7	8th	Bill Beall
1972	5-6	3-4	t-4th	Grant Teaff
1973	2-9	0-7	8th	Grant Teaff
1974	8-4	6-1	1st	Grant Teaff
1975	3-6-2	2-5	t-5th	Grant Teaff
1976	7-3-1	4-3-1	4th	Grant Teaff
1977	5-6	3-5	t-6th	Grant Teaff
1978	3-8	3-5	t-6th	Grant Teaff
1979	8-4	5-3	4th	Grant Teaff
1980	10-2	8-0	1st	Grant Teaff
1981	5-6	3-5	t-6th	Grant Teaff
1982	4-6-1	3-4-1	5th	Grant Teaff
1983	7-4-1	4-3-1	t-3rd	Grant Teaff
1984	5-6	4-4	6th	Grant Teaff
1985	9-3	6-2	t-2nd	Grant Teaff
1986	9-3	6-2	t-2nd	Grant Teaff
1987	6-5	3-4	t-5th	Grant Teaff
1988	6-5	2-5	t-4th	Grant Teaff
1989	5-6	4-4	t-4th	Grant Teaff
1990	6-4-1	5-2-1	t-2nd	Grant Teaff
1991	8-4	5-3	t-2nd	Grant Teaff
1992	7-5	4-3	t-2nd	Grant Teaff
1993	5-6	3-4	t-4th	Chuck Reedy
1994	7-5	4-3	t-1st	Chuck Reedy
1995	7-4	5-2	t-2nd	Chuck Reedy

\* – Baylor forfeited 1915 SWC title for use of ineligible player.

## BIG 12 YEARS (1996-PRES.)

YEAR	OVERALL	B12	FINISH	HEAD COACH
1996	4-7	1-7	6th South	Chuck Reedy
1997	2-9	1-7	6th South	Dave Roberts
1998	2-9	1-7	6th South	Dave Roberts
1999	1-10	0-8	6th South	Kevin Steele
2000	2-9	0-8	6th South	Kevin Steele
2001	3-8	0-8	6th South	Kevin Steele
2002	3-9	1-7	6th South	Kevin Steele
2003	3-9	1-7	6th South	Guy Morriss
2004	3-8	1-7	6th South	Guy Morriss
2005	5-6	2-6	5th South	Guy Morriss
2006	4-8	3-5	6th South	Guy Morriss
2007	3-9	0-8	6th South	Guy Morriss
2008	4-8	2-6	t5th South	Art Briles
2009	4-8	1-7	6th South	Art Briles
2010	7-6	4-4	4th South	Art Briles
2011	10-3	6-3	t-3rd	Art Briles
2012	8-5	4-5	t-5th	Art Briles
2013	11-2	8-1	1st	Art Briles
2014	11-2	8-1	t-1st	Art Briles
2015	10-3	6-3	4th	Art Briles
2016	7-6	3-6	8th	Jim Grobe
2017	1-11	1-8	9th	Matt Rhule
2018	7-6	4-5	6th	Matt Rhule
2019	11-3	8-1	t-1st	Matt Rhule
2020	2-7	2-7	9th	Dave Aranda
2021	12-2	7-2	1st	Dave Aranda
2022	6-7	4-5	t-5th	Dave Aranda

## ALL-TIME RECORD BY DECADE

DECADE	GAMES	W	L	T	PCT.
1890-1899	4	2	1	1	.625
1900-1909	67	30	32	5	.485
1910-1919	87	45	32	10	.575
1920-1929	99	58	33	8	.626
1930-1939	99	56	39	4	.586
1940-1949	82	38	39	5	.494
1950-1959	103	57	42	4	.573
1960-1969	103	45	57	1	.442
1970-1979	111	44	64	3	.410
1980-1989	114	66	46	2	.588
1990-1999	113	49	63	1	.438
2000-2009	116	34	82	0	.293
2010-2019	130	83	47	0	.638
2020-	36	20	16	0	.555
<b>121-YEAR TOTALS</b>	<b>1,264</b>	<b>627</b>	<b>593</b>	<b>44</b>	<b>.513</b>

# COACHING RECORDS

## ALL-TIME COACHING LEADERS

### BY VICTORIES

COACH	YEARS	TENURE	RECORD	PCT.
1. Grant Teaff	21	1972-92	128-105-6	.548
2. Morley Jennings	15	1926-40	83-60-6	.577
3. Art Briles	8	2008-15	65-37	.637
4. John D. Bridgers	10	1959-68	49-53-1	.481
5. George Sauer	6	1950-55	38-21-3	.637
6. Frank Bridges	6	1920-25	35-18-6	.644
7. Charles P. "Bubs" Mosley	6	1914-19	30-18-4	.615
8. Chuck Reedy	4	1993-96	23-22	.511
<b>9. Dave Aranda</b>	<b>3</b>	<b>2020-present</b>	<b>20-16</b>	<b>.555</b>
10. Bob Woodruff	3	1947-49	19-10-2	.645
Matt Rhule	3	2017-19	19-20	.487
12. Guy Morriss	5	2003-07	18-40-0	.310
13. Sam Boyd	3	1956-58	15-15-1	.500
Frank Kimbrough	4	1941-42, 1945-46	15-23-3	.402
15. Ralph Glaze	3	1910-12	12-10-3	.540
16. Kevin Steele	4	1999-2002	9-36	.200
17. E.J. Mills	2	1908-09	8-8	.500
18. Jim Grobe	1	2016	7-6	.538
19. R.H. Hamilton	2	1899-1900	5-1-1	.786
W.J. Ritchie	1	1901	5-3	.625
21. R.N. Watts	1	1903	4-3-1	.563
Luther Burleson	1	1907	4-3-1	.563
Dave Roberts	2	1997-98	4-18	.182
24. Norman Paine	1	1913	3-4-3	.450
J.C. Ewing	1	1902	3-4-2	.444
Bill Beall	3	1969-71	3-28	.097
27. Sol Metzger	1	1904	2-5-1	.313
28. Archie Webb	1	1905	1-6	.143

## ALL-TIME COACHING RECORDS

COACH (ALMA MATER)	YEARS	TENURE	RECORD	PCT.
R.H. Hamilton	2	1899-1900	5-1-1	.786
W.J. Ritchie	1	1901	5-3	.625
J.C. Ewing	1	1902	3-4-2	.444
R.N. Watts	1	1903	4-3-1	.563
Sol Metzger (Penn)	1	1904	2-5-1	.313
Archie Webb	1	1905	1-6	.143
Luther Burleson (Baylor)	1	1907	4-3-1	.563
E.J. Mills (Kansas Normal)	2	1908-09	8-8	.500
Ralph Glaze (Dartmouth)	3	1910-12	12-10-3	.540
Norman Paine (Chicago)	1	1913	3-4-3	.450
Charles P. "Bubs" Mosley (Baylor)	6	1914-19	30-18-4	.615
Frank Bridges (Harvard)	6	1920-25	35-18-6	.644
Morley Jennings (Mississippi State)	15	1926-40	83-60-6	.577
Frank Kimbrough (Hardin-Simmons)	4	1941-42, 1945-46	15-23-3	.402
Bob Woodruff (Tennessee)	3	1947-49	19-10-2	.645
George Sauer (Nebraska)	6	1950-55	38-21-3	.637
Sam Boyd (Baylor)	3	1956-58	15-15-1	.500
John D. Bridgers (Auburn)	10	1959-68	49-53-1	.481
Bill Beall (Memphis State)	3	1969-71	3-28	.097
Grant Teaff (McMurry)	21	1972-92	128-105-6	.548
Chuck Reedy (Appalachian State)	4	1993-96	23-22	.511
Dave Roberts (Western Carolina)	2	1997-98	4-18	.182
Kevin Steele (Tennessee)	4	1999-2002	9-36	.200
Guy Morriss (TCU)	5	2003-07	18-40	.310
Art Briles (Texas Tech)	8	2008-15	65-37	.637
Jim Grobe (Virginia)	1	2016	7-6	.538
Matt Rhule (Penn State)	3	2017-19	19-20	.487
<b>Dave Aranda (Cal Lutheran)</b>	<b>3</b>	<b>2020-present</b>	<b>20-16</b>	<b>.555</b>

### BY WINNING PERCENTAGE

COACH	YEARS	TENURE	RECORD	PCT.
1. R.H. Hamilton	2	1899-1900	5-1-1	.786
2. Bob Woodruff	3	1947-49	19-10-2	.645
3. Frank Bridges	6	1920-25	35-18-6	.644
4. George Sauer	6	1950-55	38-21-3	.637
Art Briles	8	2008-15	65-37	.637
6. W.J. Ritchie	1	1901	5-3	.625
7. Charles P. "Bubs" Mosley	6	1914-19	30-18-4	.615
8. Morley Jennings	15	1926-40	83-60-6	.577
9. R.N. Watts	1	1903	4-3-1	.563
Luther Burleson	1	1907	4-3-1	.563
<b>11. Dave Aranda</b>	<b>3</b>	<b>2020-present</b>	<b>20-16</b>	<b>.555</b>
12. Grant Teaff	21	1972-92	128-105-6	.548
13. Ralph Glaze	3	1910-12	12-10-3	.540
14. Jim Grobe	1	2016	7-6	.538
15. Chuck Reedy	4	1993-96	23-22	.511
16. E.J. Mills	2	1908-09	8-8	.500
Sam Boyd	3	1956-58	15-15-1	.500
18. Matt Rhule	3	2017-19	19-20	.487
19. John D. Bridgers	10	1959-68	49-53-1	.481
20. Norman Paine	1	1913	3-4-3	.450
21. J.C. Ewing	1	1902	3-4-2	.444
22. Frank Kimbrough	4	1941-42, 1945-46	15-23-3	.402
23. Sol Metzger	1	1904	2-5-1	.313
24. Guy Morriss	5	2003-07	18-40-0	.310
25. Kevin Steele	4	1999-2002	9-36	.200
26. Dave Roberts	2	1997-98	4-18	.182
27. Archie Webb	1	1905	1-6	.143
28. Bill Beall	3	1969-71	3-28	.097



# ASSISTANT COACHES

## -A-

ACHUFF, Chris (Bloomsburg State, 1998) — Defensive Tackles (2008-10),  
Defensive Line (2011-16)  
ADAMS, Tom (Rice, 1982) — Defensive Line (2003-04)  
AMOS, Jim (Sam Houston State, 1955) — Offensive Backs, Receivers (1970-71)

## -B-

BABERS, Dino (Hawaii, 1984) — Outside Receivers/Recruiting Coordinator (2008),  
Outside Receivers/Special Teams Coordinator (2009-11)  
BALDWIN, Dave (Cal State Northridge, 1978) — Offensive Coordinator/Quarterbacks (2002)  
**BAKER, Dallas (Florida, 2006) — Wide Receivers (2022-present)**  
BARFIELD, Bob (Sam Houston State, 1939) — Head Freshman (1954-55),  
Offensive Backs (1956-57)  
**BELL, Shawn (Baylor, 2006) — Analyst (2017), Offensive Line (2018-19),  
Tight Ends (2020), Quarterbacks (2021-present)**  
BENNETT, Phil (Texas A&M, 1978) — Defensive Coordinator (2011-16)  
BICKNELL, Bob (Boston College, 1991) — Wide Receivers (2017)  
BISHOP, Keith (Baylor, 1979) — Assistant Line (1990)  
BOYD, Sam (Baylor, 1939) — Freshman (1950-53), Ends (1954-55)  
BRADFORD, Vic — Assistant Coach (1950)  
BRADLEY, Bill (Texas) — Defensive Coordinator (2004-2006)  
BRILES, Kendal (Houston, 2006) — Inside Receivers (2008),  
IR/Off. Recruiting Coordinator (2009-11), Passing Game Coordinator/Receivers/  
Offensive Recruiting Coordinator (2012-16)  
BROEKER, Joe (Washington State, 1965) — Defensive Ends (1978-79)  
BROWN, Francis (Western Carolina, 2006) — Assistant Head Coach/Defensive backs  
(2017-18)  
BROYLES, Frank (Georiga Tech, 1947) — Backfield (1947-50)  
BUCKELS, Carlton (LSU, 1982) — Cornerbacks (2011-16)  
BUGAR, Mike (Florida State, 1969) — Defensive Line (1994-96)  
BURT, Clayton (Baylor, 1959) — Freshman Line (1959)

## -C-

CARR, Gerald (Southern Illinois, 1981) — Assistant Head Coach/Running Backs (2003-05)  
CASNER, Ken (Baylor, 1951) — Freshman Line (1953), Defensive Line (1967-68),  
Offensive Line (1969-71)  
CASSITY, Mike (Kentucky, 1976) — Assistant Head Coach,  
Defensive Coordinator/Secondary (1997-98)  
CHRISTIAN, Dr. Duke (Southeastern Oklahoma, 1963) — Offensive Backfield (1979-81),  
Quarterbacks & Run Game Coordinator (1982), Offensive Coordinator (1983-87)  
CLEMENTS, Randy (Stephen F. Austin, 1989) — Co-Offensive Coordinator & Line (2008-  
11), Running Game Coordinator/Offensive Line (2012-16)  
**COLLINS, Caleb (Southeastern Louisiana, 2016) — Quality Control (2020), Outside  
Linebackers (2021-present)**  
COOPER, Evan (Temple, 2009) — Defensive (2018), Cornerbacks/Recruiting Coord. (2019)  
COOPER, Harden (Tulsa, 1948) — Defensive Line (1956-58)  
COPE, Bob (Carson-Newman, 1961) — Executive Assistant Head Coach/Secondary (1993),  
Executive Assistant Head Coach/Secondary/Defensive Coordinator (1994),  
Assistant Head Coach/Secondary (1995)  
CROUCH, Randy (Louisiana Tech, 1975) — Graduate Assistant (1977), Offensive Line (1978)  
CROW, Floyd (Texas A&M, 1917) — Assistant Coach (1920-55)  
CROWE, Jack (UAB, 1970) — Offensive Coordinator/Quarterbacks (1993-96)  
CULPEPPER, Pat (Texas, 1963) — Ends & Linebackers (1968-70),  
Defensive Coordinator (1971-72)  
CUNDIFF, Richard (Lincoln Memorial, 1973) — Defensive Assistant (1981-82)  
**CURTIS, Kevin (Texas Tech, 2002) - Cornerbacks (2021-present)**

## -D-

DAVIDSON, Cotton (Baylor, 1953) — Ends/Receivers (1959), Quarterbacks/Receivers (1972-82),  
Assistant Head Coach/Quarterbacks/Receivers (1983-89), Assistant Head Coach/Receivers  
(1990-91), Executive Assistant Head Coach/Receivers (1992)  
DELEONE, George (UConn, 1970) — Offensive Line (2017),  
Senior Offensive Consultant (2018-19)  
DISHMAN, Cris (Purdue, 1988) — Safeties (2015-16)  
DRAKE, Darryl (Western Kentucky, 1979) — Offensive Coordinator/Quarterbacks (1997)  
DRIVER, Charley (Baylor, 1952) — Freshman Line (1954-55), Offensive Line (1956-61)  
DRY, F.A. (Oklahoma State, 1953) — Offensive Line (1984-92), Offensive Coordinator (1988-89)  
DUNN, Kasey (Idaho, 1992) — Assistant Head Coach, Wide Receivers and  
Special Teams Coordinator (2007)

## -E-

ELAM, Jim (New Mexico Highlands, 1969) — Secondary (1977)  
ELIZARDE, Ruben (East Central Oklahoma, 1970) — Defensive Assistant (1982)

## -F-

FEDORA, Larry (Austin College, 1985) — Graduate Assistant (1991-92),  
Wide Receivers (1993-94), Running Backs (1995-96),  
Offensive Coordinator/Quarterbacks (2020)  
FERTSCH, Doug (Baylor, 1975) — Offensive Line (1999-2002)  
FOBBS, Lee (Grambling State, 1973) — Running Backs (1997-98),  
Defensive Tackles (1999-2000)  
FORD, Tommy (Texas, 1964) — Receivers (1969), Offensive Backfield (1970-71)  
FRAZIER, Tommie (Nebraska, 1996) — Running Backs (1999-2002)  
FRY, Hayden (Baylor, 1951) — Defensive Backfield (1959-60)  
FREDENBURG, Pete (Texas State, 1970) — Defensive Line (1982),  
Defensive Coordinator/Defensive Line (1983-84), Defensive Coordinator (1985-89),  
Defensive Coordinator/Defensive Tackles (1990-91), Assistant Head Coach/Defensive  
Tackles (1992), Assistant Head Coach/Defensive Coordinator (1993)

## -G-

GLASS, Vernon (Rice, 1951) — Offensive Backfield (1960-61)  
GOODNER, John (Southwestern Oklahoma State, 1967) — Linebackers (1984-91),  
Defensive Coordinator/Linebackers (1992 & 2003)  
GOREE, Roger (Baylor, 1989) — Graduate Assistant (1989-90), Linebackers Volunteer (1991)  
GREW, Jack (Army, 1946) — Defensive Assistant (1968)  
**GRIMES, Jeff (UTEP, 1991) — Offensive Coordinator/Tight Ends (2021-present)**  
GUNDY, Mike (Oklahoma State, 1990) — Passing Game Coordinator (1996)  
GUSH, Jim (Bucknell, 1981) — Linebackers/Def. Recruiting Coordinator (2011-16)  
GUNN, Keith (Abilene Christian, 1992) — Graduate Assistant (1996-97),  
Administrative Assistant (1998)

## -H-

HACKETT, Walter (Whittier, 1950) — Defensive Coordinator (1959-61)  
HALEY, Brick (Alabama A&M, 1989) — Defensive Coordinator/Linebackers (1999-2001)  
HANSEN, Lonnie (Ottawa, 1978) — Offensive Line/Tight Ends (1999-2000),  
Defensive Tackles (2001-02)  
HARMS, Ron (Valparaiso, 1959) — Offensive Backfield (1976), Offensive Coordinator (1977-79)  
HARRINGTON, Lee (Baylor, 1958) — Offensive Line (1969-71)  
HARRIS, Wayne (Whittier, 1955) — B-Team (1960), Ends & Linebackers (1961)  
HATLEY, Mark (Oklahoma State, 1973) — Secondary (1983-1984)  
HAYS, Lee (Texas A&M-Kingsville, 1996) — Offensive Coordinator (2006-07),  
Quarterbacks (2007)  
HENDERSON, Bill (Howard Payne, 1925) — Ends Coach (1936-42 & 1945-55)  
HICKS, Bill (Baylor, 1962) — Defensive Line (1969-81)  
HOEFER, Larry (McMurry, 1973) — Safeties (2003-07); Defensive Coordinator (2007),  
Linebackers (2008-10)  
HOLLAND, Jim (Appalachian State, 1971) — Defensive Tackles (1997),  
Tight Ends/Recruiting Coordinator (1998)  
HOUT, Morgan (Tennessee Temple, 1971) — Receivers Volunteer (1989)

## -J-

JACKSON, Cornell (Sterling, 1986) — Running Backs (2007)  
JACKSON, Frisman (Northern Illinois, 2009) — Wide Receivers (2018),  
Passing Game Coordinator/Wide Receivers (2019)  
JACKSON, Harold (Jackson State, 1968) — Wide Receivers (2003-2006)  
JAMES, Robert (McMurray, 1961) — Defensive Ends (1983-94, 1999-2002),  
Outside Linebackers (1995-96, 1998), Tight Ends (1997)  
JARNAGIN, W.C. (Hardin-Simmons, 1937) — Assistant Coach (1946)  
JENNINGS, Clay (North Texas, 1996) — Cornerbacks (2007)  
JETT, Paul (Texas, 1977) — Defensive Backs (2001)  
**JOHNSON, Dennis (LSU, 2012) — Defensive Line (2020-present)**  
JOHNSON, Justin (Houston, 2011) — Running Backs (2020-22)  
JOHNSON, Rick (Cal Western, 1968) — Defensive Backfield (1985-86)  
JONES, Bobby (Baylor, 1957) — Defensive Backfield (1963)  
JONES, Pete (Baylor, 1931) — Assistant Coach (1946-47), Freshman (1948-49)

## -K-

KINNE, Gary Joe (Baylor, 1990) — Linebackers (2006-07)  
KIRK, George (TCU, 1956) — Offensive Coordinator (1972-73)

## ASSISTANT COACHES

## -L-

LAMBERT, Ed (Cal State-Hayward, 1970) — Offensive Backs (1988-89), Running Backs (1990-91)  
LANCASTER, Chris (Clemson, 1989) — Graduate Assistant (1990-91), Offensive Tackles (1993-1994, 1996), Offensive Tackles/Tight Ends (1995), Offensive Line (2003-05), Running Backs & Special Teams Coord. (2006)  
LANE, Bill (Stephen F. Austin State, 1957) — Offensive Line (1972, 1977-79), Defensive Ends (1974), Offensive Line/Tight Ends (1980), Tight Ends (1981-90), Offensive Tackles (1991-92)  
LEBBY, Jeff (Oklahoma, 2007) — Running Backs (2012-16)  
LITTLE, Jack (Texas A&M, 1953) — Offensive Line (1962-67), Freshman (1968)

## -M-

**MATEOS, Eric (Southwest Baptist, 2011) — Offensive Line (2021-present)**  
McCOLLUM, Andy (Austin Peay, 1981) — Linebackers (1993-94, 1997-98), Executive Assistant Head Coach/Defensive Coordinator/Linebackers (1995), Associate Head Coach/Defensive Coordinator/Linebackers (1996)  
McCULLY, C.H. (Pete) (Louisiana Tech, 1956) — Offensive Backfield (1963-69)  
McGRUFF, Wesley (Savannah State, 1990) — Cornerbacks (2003-2006)  
McGUIRE, Joey (UT Arlington, 1995) — Tight Ends (2017-18), Associate Head Coach/Defensive Ends (2019), Associate Head Coach/Outside Linebackers (2020-2021)  
McLEOD, Dan (Midwestern State, 1952) — Freshman Assistant (1970-71)  
McLOUD, Kim (Hawai'i, 1991) — Defensive Backs (2008), DBs/Defensive Recruiting Coordinator (2009-10)  
McNEEL, Taylor (Louisiana Tech, 1960) — Defensive Backfield (1964-71)  
McNEIL, Gerald (Baylor, 1984) — Wide Receivers (1998)  
MEYER, Greg (Northern Colorado, 1974) — Offensive Coordinator/Quarterbacks (1999-2001)  
MICHALSKE, August (Penn State, 1927) — Defensive Line (1950-52)  
MICKLER, Pete (Baylor, 1942) — Assistant Coach (1948-49)  
MILLS, Billy (Baylor, 1976) — Defensive Ends (1977), Cornerbacks (1978), Secondary (1979-82)  
MONTGOMERY, Philip (Tarleton State, 1995) — Co-Offensive Coordinator/Quarterbacks/Running Backs (2008-11), Offensive Coordinator (2012-14)  
MUNOZ, Jorge (Bethany College, 1998) — Passing Game Coord./Wide Receivers (2020)

## -N-

NELSON, Corky (Texas State, 1963) — Defensive Coordinator (1974-81)  
NELSON, Mark (East Central Oklahoma State, 1980) — Special Teams Coordinator/Defensive Ends (2003), Special Teams Coordinator/Linebackers (2004-05)  
NEWBILL, Joe (Rice) — Defensive Backfield (1961-62)  
NEWMAN, Bill (Baylor) — B-Team Coach (1956-59)  
NIXON, Jeff (Penn State, 1998) — Co-Offensive Coordinator/Running Backs (2017-19)  
NORWOOD, Brian (Hawaii, 1988) — Defensive Coordinator (2008-10), Associate Head Coach/Safeties (2011-14)

## -O-

O'HARA, John (Panhandle State, 1967) — Tight Ends (1973-76), Offensive Line Coordinator (1977-78), Offensive Coordinator (1979-82)  
OKAM, Frank (Texas, 2007) — Defensive Line (2018-19)  
OWEN, Steve (Phillips) — Defensive Specialist (1955)

## -P-

PARKER, Dudley (Baylor, 1950) — Defensive Backfield (1957-58)  
PARKER, James (Baylor, 1951) — Freshman Line (1951), Backfield (1955-56)  
PATTERSON, Darrell (TCU, 1984) — Linebackers (2002)  
PEASE, Brent (Montana, 1990) — Offensive Coordinator/Quarterbacks (2003-05)  
PHILLIPS, Jason (Houston, 2001) — Inside Receivers & Recruiting Coordinator (2007)  
PHILLIPS, Wes (UTEP, 2001) — Quarterbacks (2006)  
PICKLE, Jerry (Delta State, 1976) — Recruiting Coordinator/Administrative Assistant (1986-91), Administrator of Student Services & Recruitment (1992), Director of Football Operations (1993-2007)  
**POWLEDGE, Matt (Sam Houston St., 2009) — Special Teams Coord./Safeties (2020-2021), Defensive Coordinator/Safeties (2023)**  
PRUETT, Tom (Trinity, 1957) — Offensive Backfield (1958-59)  
PURVIS, Charles (Illinois, 1940) — Offensive Coach (1958-62), Quarterbacks & Receivers (1963-67)

## -R-

REEDY, Chuck (Appalachian State, 1971) — Offensive Coordinator/Quarterbacks (1990-92)  
ROBERTS, Ron (UT Martin, 1990) — Defensive Coordinator/Inside Linebackers (2020-22)  
**ROBINSON, Christian (Georgia, 2012) — Linebackers (2023-)**  
ROBINSON, Elijah (Penn State, 2008) — Defensive Line (2017)  
RUCKER, Ken (Carson-Newman, 1976) — Running Backs (1993)  
RUSSELL, Jack (Baylor, 1942) — Offensive Line (1953-55)

## -S-

SATTERFIELD, Marcus (East Tennessee St., 1999) — Tight Ends (2019)  
SCHNUPP, Eric (Miami, 2000) — Offensive Line/Tight Ends (2007)  
SCOGGINS, Bill (Howard Payne, 1946) — Freshman Coach (1972), Junior Varsity Coach (1973-74), Defensive Line (1975)  
SHEALY, Dal (Carson Newman, 1960) — Assistant Head Coach/Offensive Backfield (1974-75)  
SIRAVO, Mike (Boston College, 1998) — Linebackers/Recruiting Coordinator (2017-18), Linebackers/Special Teams Coordinator (2019)  
SMITH, Milburn "Catfish" (East Texas State, 1934) — Freshman Coach (1959-67)  
SMITH, Rick (Florida State, 1971) — Secondary (1987-89)  
SMITH, Scott (Baylor, 1981) — Defensive Backs (1990-91), Defensive Backs/Special Teams (1992), Assistant Head Coach/Defensive Backs (1999-2000), Assistant Head Coach/Tight Ends/Special Teams (2001-02)  
SMITH, Ty (Western Carolina, 1980) — Defensive Coordinator/Ends (1997), Defensive Line (1998)  
SNOW, Phil (Cal State Hayward, 1978) — Defensive Coordinator/Safeties (2017-19)  
STEELE, Dale (South Carolina, 1976) — Wide Receivers/Recruiting Coordinator (1999-2002)  
**STEWART, AJ (Kansas, 2012) — Assistant Head Coach/Running Backs (2023)**  
STEWART, Brian (Northern Arizona, 1995) — Cornerbacks (2020)  
STUCKEY, Chansi (Clemson, 2006) — Wide Receivers (2021)  
SULLIVAN, Mickey (Baylor, 1954) — Freshman Coach (1969-71), Recruiting Coordinator (1972-78)

## -T-

TAYLOR, Trooper (Baylor, 1991) — Graduate Assistant (1993-94), Wide Receivers (1995, 1997), Secondary (1996)  
THOMAS, Glenn (Texas Tech, 1998) — Co-Offensive Coordinator/Quarterbacks (2017-19)  
THOMAS, Jack (Tulsa, 1947) — Defensive Ends/Linebackers (1963-1967), Offensive Line (1968)  
TROTT, Bob (North Carolina, 1976) — Defensive Coordinator/Defensive Backs (2002)  
TURNER, Wade (Stephen F. Austin State, 1959) — Defensive Backfield (1972-78), Offensive Backs, Administrative Assistant & Recruiting Coordinator (1979-89)  
TURNER, Clyde "Bulldog" — Line (1953)

## -U-

UNGER, Mike (Abilene Christian, 1973) — Offense (1981)

## -W-

WALLIS, Tate (Tarleton State, 2008) — Receivers (2015-16)  
WASHINGTON, Pat (Auburn, 1987) — Running Backs (1994)  
WELCH, Luke (Baylor, 1952) — Freshman (1956-57)  
WEST, Ron (Clemson, 1979) — Offensive Line (1993-95), Offensive Line & Running Game Coordinator (1996)  
WHEAT, Ronnie (Millsaps, 2008) — Special Teams Coord./Safeties (2022)  
WICKLINE, Joe (Florida, 1983) — Offensive Line (1997-98), Offensive Line (2020)  
WILLIAMSON, Eddie (Davidson, 1974) — Offensive Line (1983), Offensive Coordinator/Quarterbacks (1998)  
WILSON, Jack (Baylor, 1942) — Defensive Backfield (1947-54)  
WNEK, Don (Northern Illinois, 1974) — Defensive Line (2005-07)  
WYATT, Darrell (Kansas State, 1989) — Wide Receivers (1996)

## -Y-

YOUNG, Theo (Arkansas, 1988) — Defensive Ends (2008-10)  
YUNG, Bill (TCU, 1956) — Offensive Line (1972-73), Offensive Coordinator (1974-76)

## -Z-

ZIMMERMAN, Herbert (TCU, 1952) — Defensive Line (1960-66)

**Bold** denotes member of current coaching staff.





# SERIES HISTORY

Opponent	All-Time	First Meeting	Last Meeting	Streak	Opponent	All-Time	First Meeting	Last Meeting	Streak
Abilene Christian	1-0-0	9/1/2018	9/1/2018	W1	Nebraska	1-11-0	10/21/1939	10/31/2009	L10
Air Force	3-1-0	11/18/1961	12/22/2022	L1	New Mexico	2-1-0	11/3/1984	9/14/2002	L1
Alabama	0-2-0	9/22/1979	1/1/1981	L2	North Carolina	1-0-0	12/29/2015	12/29/2015	W1
Arizona	1-0-0	12/31/1992	12/31/1992	W1	North Carolina State	2-0-0	9/23/1995	9/19/1998	W2
Arizona State	0-1-0	9/8/1990	9/8/1990	L1	North Texas	12-1-0	9/30/1922	9/27/2004	W1
Arkansas	33-35-2	11/5/1904	11/2/1991	W2	Northwestern State	5-0-0	9/9/2006	9/2/2016	W5
Arkansas State	1-0-0	9/8/2001	9/8/2001	W1	Notre Dame	0-2-0	9/26/1925	10/31/1998	L2
Army	3-1-0	9/19/1970	9/23/2006	L1	Ohio State	0-2-0	9/30/1978	9/11/1982	L2
Auburn	2-1-1	12/31/1954	9/18/1976	W1	Oklahoma	4-29-0	10/26/1901	11/5/2022	W2
Austin College	6-3-1	11/4/1900	10/25/1924	L1	Oklahoma Baptist	1-0-0	11/1/1930	11/1/1930	W1
Barron Field	0-1-0	10/25/1918	10/25/1918	L1	Oklahoma City	3-0-0	10/19/1935	10/2/1937	W3
Blackland AAF	2-0-0	1942	9/22/1945	W2	Oklahoma State	19-23-0	10/25/1914	10/1/2022	L1
Boise State	1-0-0	12/27/2016	12/27/2016	W1	Oregon State	1-3-0	10/5/1963	9/12/1998	L1
Boston College	0-3-0	10/15/1921	9/4/1999	L3	Ouachita	1-0-0	10/27/1923	10/27/1923	W1
Bowling Green State	1-0-0	9/12/1981	9/12/1981	W1	Penn State	0-1-0	1/1/1975	1/1/1975	L1
Buffalo	4-0-0	9/22/2007	9/12/2014	W4	Phillips	1-1-0	10/22/1921	1922	L1
BYU	2-2-0	9/10/1983	9/10/2022	L1	Pittsburgh	2-2-0	9/30/1961	9/22/1973	W1
California	2-1-0	9/19/1953	8/31/2002	L1	Polytechnic	2-0-2	10/29/1910	10/11/1913	T1
Centenary	5-7-0	10/22/1927	11/18/1939	W3	Purdue	0-1-0	10/4/1930	10/4/1930	L1
Central Okla. Teachers	0-1-0	1924	1924	L1	Rice	50-30-2	11/20/1914	9/21/2019	W9
Clemson	1-0-0	12/31/1979	12/31/1979	W1	Rusk	1-0-0	10/4/1919	10/4/1919	W1
Colorado	7-9-0	9/26/1959	10/16/2010	W1	St. Edwards	11-1-0	10/6/1901	1934	W7
Connecticut	0-2-0	9/19/2008	9/19/2009	L2	Samford	2-0-0	9/7/2002	9/10/2005	W2
Daniel Barker	3-0-1	10/1/1910	11/20/1915	W3	Sam Houston State	4-0-0	9/22/1990	9/15/2012	W4
Deaf School	2-0-1	10/18/1902	10/12/1907	W2	San Jose State	1-1-0	11/1/1980	9/10/1994	W1
Denver	2-0-0	10/4/1940	10/3/1941	W2	Sewanee	1-1-0	11/8/1915	11/17/1919	W1
Duke	0-3-0	10/11/1958	9/15/2018	L3	South Carolina	2-1-0	9/24/1949	10/2/1976	W1
Florida	0-1-0	12/31/1960	12/31/1960	L1	South Florida	1-0-0	9/23/2000	9/23/2000	W1
Florida State	2-1-0	10/2/1965	10/5/1974	W2	Southern California	2-3-0	11/14/1959	9/24/1994	L2
Fort Worth	2-0-0	10/17/1903	10/19/1907	W2	Southern Illinois	1-0-0	11/24/2001	11/24/2001	W1
Fresno State	2-0-0	9/4/1993	9/6/1997	W2	SMU	39-36-7	10/7/1916	9/10/2016	W13
Georgia	0-5-0	9/16/1972	1/1/2020	L5	Southwestern	13-6-1	11/24/1910	9/21/1946	W6
Georgia Tech	1-3-0	1/1/1952	11/6/1993	L1	Stephen F. Austin	5-0-0	9/22/1928	8/31/2019	W5
Hardin-Simmons	13-1-0	1909	9/27/1958	W2	Syracuse	1-1-0	9/10/1966	9/23/1967	L1
Haskell Institute	2-1-0	10/20/1909	1922	L1	TCU	53-58-7	1899	11/19/2022	L3
Houston	14-13-1	9/30/1950	10/14/1995	W2	Tennessee	1-0-0	1/1/1957	1/1/1957	W1
Howard Payne	9-0-0	9/28/1913	10/23/1926	W9	Texas	28-80-4	10/29/1901	11/25/2022	L1
Illinois	1-1-0	9/25/1976	12/29/2010	L1	Texas A&M	31-68-9	1899	10/15/2011	L3
Indiana	1-2-0	9/21/1968	12/31/1991	L1	Texas A&M-Kingsville	1-0-0	10/5/1935	10/5/1935	W1
Iowa State	12-9-0	9/17/1988	9/24/2022	W2	Texas Southern	1-0-0	9/11/2021	9/11/2021	W1
John Tarleton	1-0-0	9/30/1921	9/30/1921	W1	Texas State	9-0-0	10/4/1909	9/17/2022	W9
Kansas	18-4-0	9/18/1971	10/22/2022	W13	Texas Tech	41-39-1	11/2/1929	10/29/2022	W2
Kansas State	10-10-0	9/20/1969	11/12/2022	L1	Toby's Business	2-0-0	1899	1899	W2
Kent State	1-0-0	10/3/2009	10/3/2009	W1	Trinity	14-6-2	1900	10/11/1930	W5
Kentucky	2-2-0	11/16/1963	9/23/1978	L1	Tulane	3-3-0	11/7/1908	10/29/1983	W1
Lamar	3-1-0	9/8/1979	9/12/2015	W1	Tulsa	5-4-0	11/16/1940	9/21/2002	W4
Liberty	0-1-0	9/2/2017	9/2/2017	L1	UAB	0-2-0	8/30/2003	9/4/2004	L2
Louisiana-Monroe	2-0-0	9/21/2012	9/21/2013	W2	UAlbany	1-0-0	9/3/2022	9/3/2022	W1
Louisiana State	3-8-0	11/30/1907	12/27/1985	W1	UCF	0-1-0	1/1/2014	1/1/2014	L1
Louisiana Tech	5-1-0	9/19/1981	9/7/1996	W2	UCLA	1-0-0	12/27/2012	12/27/2012	W1
Louisville	1-0-0	9/14/1996	9/14/1996	W1	UNLV	2-1-0	9/19/1987	9/11/1999	L1
Loyola [Calif.]	2-0-0	11/20/1937	11/11/1938	W2	Utah State	3-0-0	12/9/1961	9/18/1993	W3
Loyola [La.]	1-1-0	10/2/1926	10/7/1932	W1	UTEP	2-0-0	9/17/1983	9/7/1991	W2
Maryland	1-1-0	10/1/1955	10/6/1956	W1	UTSA	2-1-0	9/9/2017	9/7/2019	W2
McArthur Field	0-1-0	10/18/1918	10/18/1918	L1	Vanderbilt	3-0-0	10/17/1953	12/27/2018	W3
Miami, Fla.	3-6-0	9/26/1947	8/30/1997	L2	Villanova	3-1-0	10/18/1940	9/21/1957	W2
Michigan	0-1-1	9/27/1975	9/20/1997	L1	Wake Forest	5-1-0	12/31/1948	9/5/2009	W1
Michigan State	0-2-0	9/28/1968	1/1/2015	L2	Washington	4-1-0	10/16/1954	12/29/2011	W2
Minnesota	0-1-0	9/16/2000	9/16/2000	L1	Washington State	4-2-0	10/4/1952	9/12/2008	W1
Mississippi	2-0-0	9/6/1975	1/1/2022	W2	Weatherford	1-0-0	11/30/1900	11/30/1900	W1
Mississippi College	2-0-0	12/3/1921	10/28/1922	W2	West Texas A&M	2-0-0	9/29/1945	9/20/1980	W2
Mississippi State	2-1-1	10/2/1948	9/16/1995	L1	West Virginia	4-7-0	9/29/2012	10/13/2022	L1
Missouri	4-10-0	9/11/1970	11/5/2011	W2	Winchester	1-0-0	1911	1911	W1
					Wofford	1-0-0	8/31/2013	8/31/2013	W1
					Wyoming	3-1-0	11/12/1949	9/6/1986	W2

# SERIES RECORDS

## ABILENE CHRISTIAN

### BAYLOR LEADS 1-0

YEAR	SCORE	SITE	DATE
2018	BU, 55-27	Waco	Sept. 1

Waco: BU leads, 1-0

## AIR FORCE

### BAYLOR LEADS 3-1

YEAR	SCORE	SITE	DATE
1961	BU, 31-7	Waco	Nov. 18
1962	BU, 10-3	Colorado Springs	Nov. 17
1977	BU, 38-7	Waco	Oct. 22
2022	AF, 30-15	Fort Worth [Armed Forces]	Dec. 22

Waco: BU leads, 2-0  
Colorado Springs: BU leads, 1-0  
Neutral Sites: Air Force leads, 1-0  
Fort Worth, Texas: Air Force leads, 1-0

## ALABAMA

### ALABAMA LEADS 2-0

YEAR	SCORE	SITE	DATE
1979	UA, 45-0	Birmingham, Ala.	Sept. 22
1980	UA, 30-2	Dallas [Cotton]	Jan. 1, 1981

Neutral Sites: UA leads, 2-0  
Birmingham, Ala.: UA leads, 1-0  
Dallas: UA leads, 1-0

## ARIZONA

### BAYLOR LEADS 1-0

YEAR	SCORE	SITE	DATE
1992	BU, 20-15	El Paso [John Hancock]	Dec. 31

Neutral Sites: BU leads, 1-0  
El Paso: BU leads, 1-0

## ARIZONA STATE

### ARIZONA STATE LEADS 1-0

YEAR	SCORE	SITE	DATE
1990	ASU, 34-13	Tempe	Sept. 8

Tempe: ASU leads, 1-0

## ARKANSAS

### ARKANSAS LEADS 35-33-2

YEAR	SCORE	SITE	DATE
1904	BU, 17-6	Waco	Nov. 5
1912	BU, 6-0	Waco	Oct. 19
1913	UA, 34-0	Fayetteville	Oct. 25
1921	UA, 13-12	Fayetteville	Nov. 19
1922	BU, 60-13	Waco	Oct. 21
1923	BU, 14-0	Fayetteville	Oct. 20
1924	BU, 13-0	Waco	Oct. 18
1927	UA, 13-6	Fayetteville	Oct. 8
1928	UA, 14-0	Texarkana	Oct. 13
1929	BU, 31-20	Waco	Oct. 19
1930	BU, 22-7	Fayetteville	Nov. 15
1931	BU, 19-7	Waco	Oct. 17
1932	UA, 20-6	Little Rock, Ark.	Oct. 15
1933	UA, 19-7	Little Rock, Ark.	Oct. 14
1934	UA, 6-0	Little Rock, Ark.	Oct. 13
1935	BU, 13-0	Waco	Oct. 12
1936	UA, 14-10	Fayetteville	Oct. 10
1937	BU, 20-14	Waco	Oct. 9
1938	BU, 9-6	Fayetteville	Oct. 8
1939	BU, 19-7	Waco	Oct. 14

1940	UA, 12-6	Fayetteville	Oct. 12
1941	BU, 20-7	Waco	Oct. 11
1942	BU, 20-7	Fayetteville	Oct. 10
1945	BU, 23-13	Waco	Oct. 13
1946	UA, 13-0	Fayetteville	Oct. 12
1947	BU, 17-9	Waco	Oct. 11
1948	BU, 23-7	Fayetteville	Oct. 9
1949	BU, 35-13	Waco	Oct. 8
1950	UA, 27-6	Fayetteville	Oct. 14
1951	BU, 9-7	Waco	Oct. 13
1952	UA, 20-17	Little Rock, Ark.	Oct. 11
1953	BU, 14-7	Waco	Oct. 10
1954	UA, 21-20	Fayetteville	Oct. 9
1955	BU, 25-20	Waco	Oct. 8
1956	BU, 14-7	Fayetteville	Oct. 13
1957	UA, 20-17	Waco	Oct. 12
1958	BU, 12-0	Little Rock, Ark.	Sept. 20
1959	UA, 23-7	Waco	Oct. 10
1960	BU, 28-14	Fayetteville	Oct. 8
1961	UA, 23-13	Waco	Oct. 14
1962	UA, 28-12	Fayetteville	Oct. 13
1963	BU, 14-10	Waco	Oct. 12
1964	UA, 17-6	Little Rock, Ark.	Oct. 10
1965	UA, 38-7	Waco	Oct. 9
1966	BU, 7-0	Fayetteville	Oct. 8
1967	Tie, 10-10	Waco	Oct. 14
1968	UA, 35-19	Fayetteville	Oct. 12
1969	UA, 21-7	Waco	Oct. 11
1970	UA, 41-7	Little Rock, Ark.	Oct. 10
1971	UA, 35-7	Waco	Oct. 9
1972	UA, 31-20	Fayetteville	Oct. 14
1973	UA, 13-7	Waco	Oct. 13
1974	BU, 21-17	Fayetteville	Oct. 12
1975	UA, 41-3	Waco	Oct. 11
1976	Tie, 7-7	Waco	Nov. 6
1977	UA, 35-9	Little Rock, Ark.	Nov. 5
1978	UA, 27-14	Waco	Nov. 11
1979	UA, 29-20	Fayetteville	Nov. 10
1980	BU, 42-15	Waco	Nov. 8
1981	UA, 41-39	Little Rock, Ark.	Nov. 7
1982	BU, 24-17	Waco	Nov. 6
1983	BU, 24-21	Fayetteville	Nov. 5
1984	UA, 14-9	Waco	Nov. 10
1985	UA, 20-14	Fayetteville	Nov. 9
1986	BU, 29-14	Waco	Nov. 8
1987	UA, 10-7	Fayetteville	Nov. 7
1988	UA, 33-3	Waco	Nov. 5
1989	UA, 19-10	Fayetteville	Nov. 11
1990	BU, 34-3	Waco	Nov. 10
1991	BU, 9-5	Fayetteville	Nov. 2

Waco: BU leads, 21-11-2  
Fayetteville: UA leads, 15-11  
Neutral Sites: UA leads, 9-1  
Little Rock, Ark.: UA leads, 8-1  
Texarkana, Texas: UA leads, 1-0

## ARKANSAS STATE

### BAYLOR LEADS 1-0

YEAR	SCORE	SITE	DATE
2001	BU, 24-3	Waco	Sept. 8

Waco: BU leads, 1-0

## ARMY

### BAYLOR LEADS 3-1

YEAR	SCORE	SITE	DATE
1970	BU, 10-7	West Point	Sept. 19
1979	BU, 55-0	West Point	Oct. 20
2005	BU, 20-10	West Point	Sept. 17
2006	AR, 27-20	Waco OT	Sept. 23

Waco: Army leads, 1-0  
West Point: BU leads, 3-0

## AUBURN

### BAYLOR LEADS 2-1-1

YEAR	SCORE	SITE	DATE
1954	AU, 33-13	Jacksonville, Fla. [Gator]	Dec. 31
1965	BU, 14-8	Auburn	Sept. 18
1975	Tie, 10-10	Waco	Sept. 20
1976	BU, 15-14	Auburn	Sept. 18

Waco: Tied, 0-0-1  
Auburn: BU leads, 2-0  
Neutral Sites: AU leads, 1-0  
Jacksonville, Fla.: AU leads, 1-0

## AUSTIN COLLEGE

### BAYLOR LEADS 6-3-1

YEAR	SCORE	SITE	DATE
1900	BU, 11-6	Sherman	Nov. 4
1910	BU, 31-0	Waco	Oct. 8
1911	AC, 9-0	Waco	
1912	AC, 8-6	Waco	Oct. 5
1914	Tie, 0-0	Waco	
1916	BU, 26-0	Waco	
1919	BU, 17-12	Waco	Oct. 18
1920	BU, 9-0	Waco	Oct. 2
1921	BU, 17-13	Sherman	Oct. 1
1924	AC, 7-4	Waco	Oct. 25

Waco: BU leads, 4-3-1  
Sherman: BU leads, 2-0

## BARRON FIELD

### BARRON FIELD LEADS 1-0

YEAR	SCORE	SITE	DATE
1918	BF, 26-0	Waco	Oct. 25

Waco: BF leads, 1-0

## BLACKLAND AAF

### BAYLOR LEADS 2-0

YEAR	SCORE	SITE	DATE
1942	BU, 68-0	Waco	
1945	BU, 40-0	Waco	Sept. 22

Waco: BU leads, 2-0

## BOISE STATE

### BAYLOR LEADS 1-0

YEAR	SCORE	SITE	DATE
2016	BU, 31-12	Phoenix [Cactus]	Dec. 27

Neutral Sites: BU Leads, 1-0  
Phoenix: BU Leads, 1-0

## BOSTON COLLEGE

### BOSTON COLLEGE LEADS 3-0

YEAR	SCORE	SITE	DATE
1921	BC, 23-7	Dallas	Oct. 15
1922	BC, 33-0	Chestnut Hill	Nov. 11
1999	BC, 30-29	Chestnut Hill	Sept. 4

Chestnut Hill: BC leads, 2-0  
Neutral Sites: BC Leads, 1-0  
Dallas: BC Leads, 1-0

## BOWLING GREEN

### BAYLOR LEADS 1-0

YEAR	SCORE	SITE	DATE
1981	BU, 38-0	Waco	Sept. 12

Waco: BU leads, 1-0

## BUFFALO

### BAYLOR LEADS 4-0

YEAR	SCORE	SITE	DATE
2007	BU, 34-21	Buffalo	Sept. 22
2010	BU, 34-6	Waco	Sept. 11
2013	BU, 70-13	Waco	Sept. 7
2014	BU, 63-21	Buffalo	Sept. 12

Waco: BU leads, 2-0  
Buffalo: BU leads, 2-0

## BYU

### SERIES TIED 2-2

YEAR	SCORE	SITE	DATE
1983	BU, 40-36	Waco	Sept. 10
1984	BYU, 47-13	Provo	Sept. 8
2021	BU, 38-24	Waco	Oct. 16
2022	BYU, 26-20	Provo 20T	Sept. 10

Waco: BU leads, 2-0  
Provo: Series tied, 1-1

## CALIFORNIA

### BAYLOR LEADS 2-1

YEAR	SCORE	SITE	DATE
1953	BU, 25-0	Berkeley	Sept. 19
1956	BU, 7-6	Berkeley	Sept. 22
2002	UC, 70-22	Berkeley	Aug. 31

Berkeley: BU leads, 2-1

## CENTENARY

### CENTENARY LEADS 7-5

YEAR	SCORE	SITE	DATE
1927	CC, 9-6	Waco	Oct. 22
1928	BU, 28-7	Shreveport	Oct. 20
1929	CC, 27-12	Shreveport	Oct. 26
1930	CC, 7-2	Shreveport	Oct. 25
1931	CC, 24-13	Shreveport	Oct. 10
1933	CC, 19-0	Shreveport	Oct. 7
1934	CC, 7-0	Shreveport	Nov. 17
1935	BU, 20-0	Shreveport	Nov. 16
1936	CC, 10-0	Tyler	Oct. 3
1937	BU, 20-0	Shreveport	Oct. 16
1938	BU, 14-0	Waco	Oct. 15
1939	BU, 13-6	Shreveport	Nov. 18

Waco: Tied, 1-1  
Shreveport: CC leads, 5-4  
Neutral Sites: CC leads, 1-0  
Tyler: CC leads, 1-0

## CENTRAL OKLA. TEACHERS

### C.O. TEACHERS LEADS 1-0

YEAR	SCORE	SITE	DATE
1924	COT, 13-6	Dallas	

Neutral Site: COT leads, 1-0  
Dallas: COT leads, 1-0

# SERIES RECORDS

## CLEMSON

**BAYLOR LEADS 1-0**

YEAR	SCORE	SITE	DATE
1979	BU, 24-18	Atlanta, Ga. [Peach]	Dec. 31

Neutral Sites: BU leads, 1-0  
Atlanta, Ga.: BU leads, 1-0

## COLORADO

**COLORADO LEADS 9-7**

YEAR	SCORE	SITE	DATE
1959	BU, 15-7	Boulder	Sept. 26
1960	BU, 26-0	Waco	Sept. 24
1966	CU, 13-7	Waco	Sept. 24
1967	CU, 27-7	Boulder	Sept. 16
1973	CU, 52-28	Boulder	Sept. 29
1986	BU, 21-9	Houston [Bluebonnet]	Dec. 31
1991	BU, 16-14	Boulder	Sept. 14
1992	CU, 57-38	Waco	Sept. 12
1993	CU, 45-21	Boulder	Sept. 11
1998	CU, 18-16	Boulder	Sept. 26
1999	CU, 37-0	Waco	Nov. 13
2002	CU, 34-0	Boulder	Oct. 19
2003	BU, 42-30	Waco	Oct. 4
2006	BU, 34-31	Boulder 30T	Oct. 7
2007	CU, 43-23	Waco	Oct. 10
2010	BU, 31-25	Boulder	Oct. 16

Waco: CU leads, 4-2  
Boulder: CU leads, 5-4  
Neutral Sites: BU leads, 1-0  
Houston: BU leads, 1-0

## CONNECTICUT

**CONNECTICUT LEADS 2-0**

YEAR	SCORE	SITE	DATE
2008	UC, 31-28	Hartford	Sept. 19
2009	UC, 30-22	Waco	Sept. 19

Waco: UC leads, 1-0  
Hartford: UC leads, 1-0

## DANIEL BAKER

**BAYLOR LEADS 3-0-1**

YEAR	SCORE	SITE	DATE
1910	Tie, 0-0	Brownwood	Oct. 1
1913	BU, 6-0	Waco	
1914	BU, 14-0	Waco	Nov. 7
1915	BU, 34-0	Waco	Nov. 20

Waco: BU leads, 3-0  
Brownwood: Tied, 0-0-1

## DEAF SCHOOL

**BAYLOR LEADS 2-0-1**

YEAR	SCORE	SITE	DATE
1902	Tie, 6-6	Waco	Oct. 18
1903	BU, 6-0	Waco	Nov. 31
1907	BU, 33-0	Waco	Oct. 12

Waco: BU leads, 2-0-1

## DENVER

**BAYLOR LEADS 2-0**

YEAR	SCORE	SITE	DATE
1940	BU, 14-7	Denver	Oct. 4
1941	BU, 14-0	Denver	Oct. 3

Denver: BU leads, 2-0

## DUKE

**YEAR SCORE SITE DATE**

1958	DU, 12-7	Durham	Oct. 11
2017	DU, 34-20	Durham	Sept. 16
2018	DU, 40-27	Waco	Sept. 15

Durham: DU leads, 2-0  
Waco: DU leads, 1-0

## FLORIDA

**FLORIDA LEADS 1-0**

YEAR	SCORE	SITE	DATE
1960	UF, 13-12	Jacksonville, Fla. [Gator]	Dec. 31

Neutral Sites: UF leads, 1-0  
Jacksonville, Fla.: UF leads, 1-0

## FLORIDA STATE

**BAYLOR LEADS 2-1**

YEAR	SCORE	SITE	DATE
1965	FSU, 9-7	Tallahassee	Oct. 2
1973	BU, 21-14	Waco	Oct. 6
1974	BU, 21-17	Tallahassee	Oct. 5

Waco: BU leads, 1-0  
Tallahassee: Tied, 1-1

## FORT WORTH

**BAYLOR LEADS 2-0**

YEAR	SCORE	SITE	DATE
1903	BU, 23-0	Waco	Oct. 17
1907	BU, 11-5	Dallas	Oct. 19

Waco: BU leads, 1-0  
Neutral Sites: BU leads, 1-0  
Dallas: BU leads, 1-0

## FRESNO STATE

**BAYLOR LEADS 2-0**

YEAR	SCORE	SITE	DATE
1993	BU, 42-39	Waco	Sept. 4
1997	BU, 37-35	Fresno	Sept. 6

Waco: BU leads, 1-0  
Fresno: BU leads, 1-0

## GEORGIA

**GEORGIA LEADS 5-0**

YEAR	SCORE	SITE	DATE
1972	UGA, 24-14	Athens	Sept. 16
1978	UGA, 16-14	Athens	Sept. 16
1985	UGA, 17-15	Athens	Sept. 14
1989	UGA, 15-3	Athens	Sept. 16
2020	UGA, 14-26	New Orleans [Sugar]	Jan. 1

Athens: UGA leads, 4-0  
Neutral Sites: UGA leads, 1-0  
New Orleans: UGA leads, 1-0

## GEORGIA TECH

**GEORGIA TECH LEADS 3-1**

YEAR	SCORE	SITE	DATE
1951	GT, 17-14	Miami, Fla. [Orange]	Jan. 1, 1952
1969	GT, 17-10	Atlanta	Sept. 27
1992	BU, 31-27	Waco	Nov. 7
1993	GT, 37-27	Atlanta	Nov. 6

Waco: BU leads, 1-0  
Atlanta: GT leads, 2-0  
Neutral Sites: GT leads, 1-0  
Miami, Fla.: GT leads, 1-0

## HARDIN-SIMMONS

**BAYLOR LEADS 13-1**

YEAR	SCORE	SITE	DATE
1909	BU, 16-3	Abilene	
1917	BU, 103-0	Waco	Oct. 27
1921	BU, 21-0	Waco	Nov. 11
1922	BU, 42-0	Waco	Oct. 7
1923	BU, 14-0	Waco	Sept. 29
1924	BU, 10-6	Waco	Sept. 27
1933	BU, 21-0	Waco	Oct. 28
1934	BU, 13-6	Abilene	
1935	BU, 14-0	Waco	Sept. 28
1936	BU, 13-0	Waco	Sept. 26
1941	BU, 20-0	Waco	Sept. 28
1942	HS, 13-6	Waco	Sept. 26
1955	BU, 35-7	Waco	Sept. 17
1958	BU, 14-7	Waco	Sept. 27

Waco: BU leads, 11-1  
Abilene: BU leads, 2-0

## HASKELL INSTITUTE

**BAYLOR LEADS 2-1**

YEAR	SCORE	SITE	DATE
1909	BU, 12-0	Waco	Oct. 20
1910	BU, 52-3	Waco	Oct. 18
1922	HI, 21-20	San Antonio	Dec. 9

Waco: BU leads, 2-0  
Neutral Sites: HI leads, 1-0  
San Antonio: HI leads, 1-0

## HOUSTON

**BAYLOR LEADS 14-13-1**

YEAR	SCORE	SITE	DATE
1950	BU, 34-7	Waco	Sept. 30
1951	BU, 19-0	Houston	Sept. 22
1952	UH, 28-6	Houston	Nov. 15
1953	UH, 37-7	Waco	Nov. 14
1954	BU, 53-13	Waco	Sept. 18
1957	BU, 14-6	Waco	Sept. 28
1962	UH, 19-0	Houston	Sept. 22
1963	BU, 27-0	Waco	Sept. 28
1976	UH, 23-5	Waco	Sept. 11
1977	UH, 28-24	Houston	Oct. 1
1978	UH, 20-18	Waco	Oct. 7
1979	UH, 13-10	Houston	Oct. 6
1980	BU, 24-12	Waco	Oct. 4
1981	UH, 66-10	Houston	Oct. 3
1982	Tie, 21-21	Waco	Oct. 2
1983	BU, 42-21	Houston	Oct. 1
1984	UH, 27-17	Waco	Oct. 6
1985	BU, 24-21	Houston	Oct. 5
1986	BU, 27-13	Waco	Oct. 4
1987	BU, 30-18	Houston	Oct. 3
1988	UH, 27-24	Waco	Oct. 1
1989	UH, 66-10	Houston	Oct. 7
1990	UH, 31-15	Waco	Oct. 6
1991	BU, 38-21	Houston	Oct. 5
1992	BU, 29-23	Waco	Oct. 17
1993	UH, 24-3	Houston	Oct. 2
1994	BU, 52-13	Waco	Oct. 29
1995	BU, 47-7	Houston	Oct. 14

Waco: BU leads, 8-6-1  
Houston: UH leads, 7-6

## HOWARD PAYNE

**BAYLOR LEADS 9-0**

YEAR	SCORE	SITE	DATE
1913	BU, 15-6	Waco	Sept. 28
1914	BU, 9-0	Waco	Oct. 3
1915	BU, 3-0	Waco	Oct. 3
1916	BU, 47-0	Brownwood	Oct. 18
1917	BU, 17-0	Waco	Sept. 29
1920	BU, 20-3	Waco	
1923	BU, 20-6	Waco	Oct. 13
1925	BU, 20-4	Waco	Oct. 24
1926	BU, 23-7	Waco	Oct. 23

Waco: BU leads, 8-0  
Neutral Sites: BU leads, 1-0  
Brownwood: BU leads, 1-0

## ILLINOIS

**SERIES TIED 1-1**

YEAR	SCORE	SITE	DATE
1976	BU, 34-19	Champaign	Sept. 25
2010	UI, 38-14	Houston [Texas]	Dec. 29

Champaign: BU leads, 1-0  
Neutral Sites: UI leads, 1-0  
Houston: UI leads, 1-0

# SERIES HISTORY

## INDIANA

### INDIANA LEADS 2-1

YEAR	SCORE	SITE	DATE
1968	IU, 40-36	Bloomington	Sept. 21
1971	BU, 10-0	Waco	Sept. 25
1991	IU, 24-0	Tucson, Ariz. [Copper]	Dec. 31

Waco: BU leads, 1-0  
 Bloomington: IU leads, 1-0  
 Neutral Sites: IU leads, 1-0  
 Tucson, Ariz.: IU leads, 1-0

## IOWA STATE

### BAYLOR LEADS 12-9

YEAR	SCORE	SITE	DATE
1988	BU, 35-0	Ames	Sept. 17
1996	BU, 49-21	Waco	Oct. 26
1997	ISU, 24-17	Ames	Oct. 25
2000	ISU, 31-17	Waco	Sept. 30
2001	ISU, 41-0	Ames	Sept. 29
2004	ISU, 26-25	Waco	Oct. 23
2005	BU, 23-13	Ames	Oct. 8
2008	BU, 38-10	Waco	Oct. 11
2009	ISU, 24-10	Ames	Oct. 17
2011	BU, 49-26	Waco	Oct. 8
2012	ISU, 35-21	Ames	Oct. 27
2013	BU, 71-7	Waco	Oct. 19
2014	BU, 49-28	Ames	Sept. 27
2015	BU, 45-27	Waco	Oct. 24
2016	BU, 45-42	Ames	Oct. 1
2017	ISU, 23-13	Waco	Nov. 18
2018	ISU, 28-14	Ames	Nov. 10
2019	BU, 23-21	Waco	Sept. 28
2020	ISU, 38-31	Ames	Nov. 7
2021	BU, 31-29	Waco	Sept. 25
2022	BU, 31-24	Ames	Sept. 24

Waco: BU leads, 7-3  
 Ames: ISU leads, 6-5

## JOHN TARLETON

### BAYLOR LEADS 1-0

YEAR	SCORE	SITE	DATE
1921	BU, 35-0	Waco	Sept. 30

Waco: BU leads, 1-0

## KANSAS

### BAYLOR LEADS 18-4

Year	Score	Site	Date
1971	KU, 22-0	Lawrence	Sept. 18
1988	BU, 27-14	Lawrence	Sept. 10
1989	BU, 46-3	Waco	Sept. 23
1998	BU, 31-24	Waco	Oct. 10
1999	KU, 45-10	Lawrence	Nov. 6
2002	BU, 35-32	Waco	Oct. 5
2003	KU, 28-21	Lawrence	Oct. 18
2006	BU, 36-35	Waco	Oct. 22
2007	KU, 58-10	Lawrence	Oct. 13
2010	BU, 55-7	Waco	Oct. 2
2011	BU, 31-30	Lawrence <i>or</i>	Nov. 12
2012	BU, 41-14	Waco	Nov. 3
2013	BU, 59-14	Lawrence	Oct. 26
2014	BU, 60-14	Waco	Nov. 1
2015	BU, 66-7	Lawrence	Oct. 10
2016	BU, 49-7	Waco	Oct. 15
2017	BU, 38-9	Lawrence	Nov. 4
2018	BU, 26-7	Waco	Sept. 22
2019	BU, 61-6	Lawrence	Nov. 30
2020	BU, 47-14	Waco	Sept. 26
2021	BU, 45-7	Lawrence	Sept. 18
2022	BU, 35-23	Waco	Oct. 22

Waco: BU leads, 11-0  
 Lawrence: BU leads, 7-4

## KANSAS STATE

### SERIES TIED, 10-10

YEAR	SCORE	SITE	DATE
1969	KS, 45-15	Waco	Sept. 20
1998	KS, 49-6	Waco	Nov. 7
1999	KS, 48-7	Manhattan	Oct. 30
2002	KS, 44-10	Waco	Oct. 26
2003	KS, 38-10	Manhattan	Nov. 1
2006	BU, 17-3	Waco	Sept. 30
2007	KS, 51-13	Manhattan	Oct. 27
2010	BU, 47-42	Waco	Oct. 23
2011	KS, 36-35	Manhattan	Oct. 1
2012	BU, 52-24	Waco	Nov. 17
2013	BU, 35-25	Manhattan	Oct. 12
2014	BU, 38-27	Waco	Dec. 6
2015	BU, 31-24	Manhattan	Nov. 5
2016	KS, 42-21	Waco	Nov. 19
2017	KS, 33-20	Manhattan	Sept. 30
2018	BU, 37-34	Waco	Oct. 6
2019	BU, 31-12	Manhattan	Oct. 5
2020	BU, 32-31	Waco	Nov. 28
2021	BU, 20-10	Manhattan	Nov. 20
2022	KS, 31-3	Waco	Nov. 12

Waco: BU leads, 6-5  
 Manhattan: KS leads, 5-4

## KENT STATE

### BAYLOR LEADS 1-0

YEAR	SCORE	SITE	DATE
2009	BU, 31-15	Waco	Oct. 3

Waco: BU leads, 1-0

## KENTUCKY

### SERIES TIED 2-2

YEAR	SCORE	SITE	DATE
1963	UK, 19-7	Waco	Nov. 16
1964	BU, 17-15	Lexington	Nov. 14
1977	BU, 21-6	Waco	Sept. 17
1978	UK, 25-21	Lexington	Sept. 23

Waco: Tied, 1-1  
 Lexington: Tied, 1-1

## LAMAR

### BAYLOR LEADS 3-1

YEAR	SCORE	SITE	DATE
1979	BU, 20-7	Waco	Sept. 8
1980	BU, 42-7	Beaumont	Sept. 13
1981	LU, 18-17	Waco	Sept. 5
2015	BU, 66-31	Waco	Sept. 12

Waco: BU leads, 2-1  
 Beaumont: BU leads, 1-0

## LIBERTY

### LIBERTY LEADS 1-0

YEAR	SCORE	SITE	DATE
2017	LU, 48-45	Waco	Sept. 2

Waco: LU leads, 1-0

## LSU

### LSU LEADS 8-3

YEAR	SCORE	SITE	DATE
1907	LSU, 48-0	Baton Rouge	Nov. 30
1908	LSU, 89-0	Baton Rouge	Nov. 10
1911	LSU, 6-0	Waco	Nov. 4
1913	LSU, 50-0	Baton Rouge	Oct. 23
1959	LSU, 22-0	Shreveport, La.	Oct. 3
1960	BU, 7-3	Baton Rouge	Oct. 1
1963	BU, 14-7	Houston [Bluebonnet]	Dec. 31
1968	LSU, 48-16	Baton Rouge	Oct. 5
1969	LSU, 63-8	Baton Rouge	Oct. 4
1970	LSU, 31-10	Baton Rouge	Oct. 3
1985	BU, 21-7	Memphis, Tenn. [Liberty]	Dec. 27

Waco: LSU leads, 1-0  
 Baton Rouge: LSU leads, 6-1  
 Neutral Sites: BU leads, 2-1  
 Houston: BU leads, 1-0  
 Memphis, Tenn.: BU leads, 1-0  
 Shreveport, La.: LSU leads, 1-0

## LOUISIANA-MONROE

### BAYLOR LEADS 2-0

YEAR	SCORE	SITE	DATE
2012	BU, 47-42	Monroe	Sept. 21
2013	BU, 70-7	Waco	Sept. 21

Waco: BU leads, 1-0  
 Monroe: BU leads, 1-0

## LOUISIANA TECH

### BAYLOR LEADS 5-1

YEAR	SCORE	SITE	DATE
1981	BU, 28-21	Shreveport, La.	Sept. 19
1986	BU, 38-7	Waco	Sept. 13
1987	BU, 13-3	Waco	Sept. 5
1992	LT, 10-9	Waco	Sept. 5
1994	BU, 44-3	Waco	Sept. 3
1996	BU, 24-16	Shreveport, La.	Sept. 7

Waco: BU leads, 3-1  
 Neutral Sites: BU leads, 2-0  
 Shreveport, La.: BU leads, 2-0

## LOUISVILLE

### BAYLOR LEADS 1-0

YEAR	SCORE	SITE	DATE
1996	BU, 14-13	Louisville	Sept. 14

Louisville: BU leads, 1-0

## LOYOLA (LA.)

### SERIES TIED 1-1

YEAR	SCORE	SITE	DATE
1926	LU, 13-10	New Orleans	Oct. 2
1932	BU, 18-0	New Orleans	Oct. 7

Waco: Never Met  
 New Orleans: BU leads, 2-0

## LOYOLA MARYMOUNT

### BAYLOR LEADS 2-0

YEAR	SCORE	SITE	DATE
1937	BU, 27-13	Beaumont	Nov. 20
1938	BU, 35-2	Los Angeles	Nov. 11

Waco: Never Met  
 Los Angeles: BU leads, 1-0  
 Neutral Sites: BU leads, 1-0  
 Beaumont: BU leads, 1-0

## MARYLAND

### SERIES TIED 1-1

YEAR	SCORE	SITE	DATE
1955	UM, 20-6	Waco	Oct. 1
1956	BU, 14-0	College Park	Oct. 6

Waco: UM leads, 1-0  
 College Park: BU Leads, 1-0

## McARTHUR FIELD

### McARTHUR FIELD LEADS 1-0

YEAR	SCORE	SITE	DATE
1918	MF, 7-6	Waco	Oct. 18

Waco: MF leads, 1-0

## MIAMI (FLA.)

### MIAMI, FLA. LEADS 6-3

YEAR	SCORE	SITE	DATE
1947	BU, 18-7	Miami	Sept. 26
1953	BU, 21-13	Miami	Oct. 2
1954	UM, 19-13	Miami	Oct. 1
1957	UM, 13-7	Miami	Oct. 5
1958	UM, 14-8	Waco	Oct. 4
1971	UM, 41-15	Miami	Oct. 1
1972	BU, 10-3	Waco	Oct. 7
1995	UM, 35-14	Miami	Nov. 4
1997	UM, 45-14	Waco	Aug. 30

Waco: UM leads, 2-1  
 Miami: UM leads, 4-2

## MICHIGAN

### MICHIGAN LEADS 1-0-1

YEAR	SCORE	SITE	DATE
1975	Tie, 14-14	Ann Arbor	Sept. 27
1997	UM, 38-3	Ann Arbor	Sept. 20

Ann Arbor: UM leads, 1-0-1

## MICHIGAN STATE

### MICHIGAN STATE LEADS 2-0

YEAR	SCORE	SITE	DATE
1968	MSU, 28-10	East Lansing	Sept. 28
2014	MSU, 42-41	Arlington [Cotton]	Jan. 1, 2015

East Lansing: MSU leads, 1-0  
 Neutral Sites: MSU leads, 1-0  
 Arlington: MSU leads, 1-0





# SERIES RECORDS

## MINNESOTA

**MINNESOTA LEADS 1-0**

YEAR	SCORE	SITE	DATE
2000	UM, 34-9	Waco	Sept. 16

Waco: UM leads, 1-0

## MISSISSIPPI

**BAYLOR LEADS 2-0**

YEAR	SCORE	SITE	DATE
1975	BU, 20-10	Waco	Sept. 6
2021	BU, 21-7	New Orleans	Jan. 1

Waco: BU leads, 1-0  
Neutral Sites: BU leads, 1-0  
New Orleans: BU leads, 1-0

## MISSISSIPPI COLLEGE

**BAYLOR LEADS 2-0**

YEAR	SCORE	SITE	DATE
1921	BU, 24-0	Dallas	Dec. 3
1922	BU, 40-7	Waco	Oct. 28

Waco: BU leads, 1-0  
Neutral Sites: BU leads, 1-0  
Dallas: BU leads, 1-0

## MISSISSIPPI STATE

**BAYLOR LEADS 2-1-1**

YEAR	SCORE	SITE	DATE
1948	Tie, 7-7	Memphis, Tenn.	Oct. 2
1949	BU, 14-6	Starkville	Oct. 1
1950	BU, 14-7	Shreveport, La.	Oct. 7
1995	MSU, 30-21	Waco	Sept. 16

Waco: MSU leads, 1-0  
Starkville: BU leads, 1-0  
Neutral Sites: BU leads, 1-0-1  
Memphis, Tenn.: Tied, 0-0-1  
Shreveport, La.: BU leads, 1-0

## MISSOURI

**MISSOURI LEADS 10-4**

YEAR	SCORE	SITE	DATE
1970	MU, 38-0	Columbia	Sept. 11
1972	BU, 27-0	Columbia	Sept. 23
1974	MU, 28-21	Columbia	Sept. 21
1987	MU, 23-18	Columbia	Sept. 12
1991	BU, 47-21	Waco	Sept. 21
1996	MU, 49-42	Waco 30T	Nov. 16
1997	MU, 42-24	Columbia	Nov. 15
2000	MU, 47-22	Waco	Nov. 11
2001	MU, 41-24	Columbia	Nov. 10
2004	MU, 30-10	Waco	Oct. 9
2005	MU, 31-16	Columbia	Nov. 12
2008	MU, 31-28	Waco	Nov. 1
2009	BU, 40-32	Columbia	Nov. 7
2011	BU, 42-39	Waco	Nov. 5

Waco: MU leads, 4-2  
Columbia: MU leads, 6-2

## NEBRASKA

**NEBRASKA LEADS 11-1**

YEAR	SCORE	SITE	DATE
1939	NU, 20-0	Lincoln	Oct. 21
1956	BU, 26-7	Lincoln	Nov. 17
1977	NU, 31-10	Lincoln	Sept. 24
1990	NU, 13-0	Lincoln	Sept. 1
1996	NU, 49-0	Lincoln	Oct. 12
1997	NU, 49-21	Waco	Oct. 11
2000	NU, 59-0	Lincoln	Oct. 21
2001	NU, 48-7	Waco	Oct. 13
2004	NU, 59-27	Lincoln	Oct. 16
2005	NU, 23-14	Waco	Oct. 15
2008	NU, 32-20	Lincoln	Oct. 25
2009	NU, 20-10	Waco	Oct. 31

Waco: NU leads, 4-0  
Lincoln: NU leads, 7-1

## NEW MEXICO

**BAYLOR LEADS 2-1**

YEAR	SCORE	SITE	DATE
1984	BU, 38-2	Waco	Nov. 3
2001	BU, 16-13	Waco ot	Sept. 22
2002	UNM, 22-0	Albuquerque	Sept. 14

Waco: BU leads, 2-0  
Albuquerque: UNM leads, 1-0

## NORTH CAROLINA STATE

**BAYLOR LEADS 2-0**

YEAR	SCORE	SITE	DATE
1995	BU, 14-0	Raleigh	Sept. 23
1998	BU, 33-30	Waco	Sept. 19

Waco: BU leads, 1-0  
Raleigh: BU leads, 1-0

## NORTH TEXAS

**BAYLOR LEADS 12-1**

YEAR	SCORE	SITE	DATE
1922	BU, 55-0	Waco	Sept. 30
1923	BU, 33-7	Waco	Oct. 6
1924	BU, 30-0	Waco	Oct. 4
1925	BU, 20-6	Waco	Oct. 3
1928	BU, 45-0	Waco	Sept. 29
1929	BU, 32-0	Waco	Sept. 28
1930	BU, 33-0	Waco	Sept. 27
1940	BU, 27-20	Waco	Sept. 27
1982	BU, 21-17	Waco	Sept. 4
1999	BU, 23-10	Waco	Oct. 2
2000	BU, 20-7	Denton	Aug. 31
2003	NT, 52-14	Denton	Sept. 6
2004	BU, 37-14	Waco	Sept. 25

Waco: BU leads, 11-0  
Denton: Tied, 1-1

## NORTHWESTERN STATE

**BAYLOR LEADS 5-0**

YEAR	SCORE	SITE	DATE
2006	BU, 47-10	Waco	Sept. 9
2008	BU, 51-6	Waco	Sept. 6
2009	BU, 68-13	Waco	Sept. 26
2014	BU, 70-6	Waco	Sept. 6
2016	BU, 55-7	Waco	Sept. 2

Waco: BU leads, 5-0

## NORTH CAROLINA

**BAYLOR LEADS 1-0**

YEAR	SCORE	SITE	DATE
2015	BU, 49-38	Orlando, Fla. [Russell Athletic]	Dec. 29

Neutral Sites: BU leads, 1-0  
Orlando, Fla.: BU leads, 1-0

## NOTRE DAME

**NOTRE DAME LEADS 2-0**

YEAR	SCORE	SITE	DATE
1925	ND, 41-0	South Bend	Sept. 26
1998	ND, 27-3	South Bend	Oct. 31

South Bend: ND leads, 2-0

## OHIO STATE

**OHIO STATE LEADS 2-0**

YEAR	SCORE	SITE	DATE
1978	OSU, 34-28	Columbus	Sept. 30
1982	OSU, 21-14	Columbus	Sept. 11

Columbus: OSU leads, 2-0

## OKLAHOMA

**OKLAHOMA LEADS 28-5**

YEAR	SCORE	SITE	DATE
1901	OU, 17-6	Waco	Oct. 26
1973	OU, 42-14	Waco	Sept. 15
1974	OU, 28-11	Norman	Sept. 14
1984	OU, 34-15	Norman	Sept. 22
1989	OU, 33-7	Norman	Sept. 9
1996	OU, 28-24	Waco	Oct. 19
1997	OU, 24-23	Norman	Oct. 18
1998	OU, 28-16	Waco	Nov. 14
1999	OU, 41-10	Norman	Sept. 18
2000	OU, 56-7	Waco	Nov. 4
2001	OU, 33-17	Norman	Oct. 20
2002	OU, 49-9	Waco	Nov. 16
2003	OU, 41-3	Norman	Nov. 15
2004	OU, 35-0	Waco	Nov. 20
2005	OU, 37-30	Norman 20T	Oct. 22
2006	OU, 36-10	Waco	Nov. 18
2007	OU, 52-21	Norman	Nov. 10
2008	OU, 49-17	Waco	Oct. 4
2009	OU, 33-7	Norman	Oct. 10
2010	OU, 53-24	Waco	Nov. 20
2011	BU, 45-38	Waco	Nov. 19
2012	OU, 42-34	Norman	Nov. 11
2013	BU, 41-12	Waco	Nov. 7
2014	BU, 48-14	Norman	Nov. 8
2015	OU, 44-34	Waco	Nov. 14
2016	OU, 45-24	Norman	Nov. 12
2017	OU, 49-41	Waco	Sept. 23
2018	OU, 66-33	Norman	Sept. 29
2019	OU, 31-34	Waco	Nov. 16
2019	OU, 23-30	Arlington OT	Dec. 7
2020	OU, 27-14	Norman	Dec. 5
2021	BU, 27-14	Waco	Nov. 13
2022	BU, 38-35	Norman	Nov. 5

Waco: OU leads, 13-3  
Norman: OU leads, 14-2  
Neutral Sites: OU leads, 1-0  
Arlington: OU leads, 1-0

## OKLAHOMA BAPTIST

**BAYLOR LEADS 1-0**

YEAR	SCORE	SITE	DATE
1930	BU, 31-0	Shawnee	Nov. 1

Shawnee: BU leads, 1-0

## OKLAHOMA CITY

**BAYLOR LEADS 3-0**

YEAR	SCORE	SITE	DATE
1935	BU, 2-0	Oklahoma City	Oct. 19
1936	BU, 48-6	Waco	Nov. 7
1937	BU, 33-0	Oklahoma City	Oct. 2

Waco: BU leads, 1-0  
Oklahoma City: BU leads, 2-0

## OKLAHOMA STATE

**OKLAHOMA STATE LEADS 23-19**

YEAR	SCORE	SITE	DATE
1914	OSU, 60-0	Stillwater	Oct. 25
1915	BU, 12-6	Waco	Nov. 13
1916	BU, 10-7	Stillwater	Nov. 18
1917	BU, 17-0	Waco	Oct. 20
1920	BU, 7-0	Stillwater	Oct. 21
1922	BU, 10-0	Stillwater	Nov. 18
1936	BU, 13-0	Stillwater	Nov. 14
1938	BU, 20-6	Wichita Falls	Oct. 1
1939	BU, 13-0	Stillwater	Oct. 7
1942	BU, 18-12	Oklahoma City	Oct. 3
1972	OSU, 20-7	Stillwater	Oct. 21
1974	BU, 31-14	Waco	Sept. 28
1983	OSU, 24-14	Houston [Bluebonnet]	Dec. 31
1994	BU, 14-10	Waco	Sept. 17
1996	OSU, 37-17	Stillwater	Nov. 23
1997	OSU, 24-17	Waco	Nov. 22
1998	OSU, 24-10	Stillwater	Nov. 21
1999	OSU, 34-14	Waco	Nov. 20
2000	OSU, 50-22	Stillwater	Nov. 18
2001	OSU, 38-22	Waco	Nov. 17
2002	OSU, 63-28	Stillwater	Nov. 23
2003	OSU, 38-21	Waco	Nov. 22
2004	OSU, 49-21	Stillwater	Nov. 13
2005	BU, 44-34	Waco	Nov. 19
2006	OSU, 66-24	Stillwater	Nov. 11
2007	OSU, 45-14	Waco	Nov. 17
2008	OSU, 34-6	Stillwater	Oct. 18
2009	OSU, 34-7	Waco	Oct. 24
2010	OSU, 55-28	Stillwater	Nov. 6
2011	OSU, 59-24	Stillwater	Oct. 29
2012	BU, 41-34	Waco	Dec. 1
2013	OSU, 49-17	Stillwater	Nov. 23
2014	BU, 49-28	Waco	Nov. 22
2015	BU, 45-35	Stillwater	Nov. 21
2016	BU, 35-24	Waco	Sept. 24
2017	OSU, 59-16	Stillwater	Oct. 14
2018	BU, 35-31	Waco	Nov. 3
2019	BU, 45-27	Stillwater	Oct. 19
2020	OSU, 42-3	Waco	Dec. 12
2021	OSU, 24-14	Stillwater	Oct. 2
2021	BU, 21-16	Arlington	Dec. 4
2022	OSU, 36-25	Waco	Oct. 1

Waco: BU leads, 9-8  
Stillwater: OSU leads, 14-7  
Neutral Sites: BU leads, 3-1  
Arlington: BU leads, 1-0  
Houston: OSU leads, 1-0  
Wichita Falls, Texas: BU leads, 1-0  
Oklahoma City: BU leads, 1-0

# SERIES RECORDS

## OREGON STATE

**OREGON STATE LEADS 3-1**

YEAR	SCORE	SITE	DATE
1963	OSU, 22-15	Portland, Ore.	Oct. 5
1964	OSU, 13-6	Waco	Oct. 3
1996	BU, 42-10	Waco	Sept. 21
1998	OSU, 27-17	Corvallis	Sept. 12

Waco: Tied, 1-1  
 Corvallis: OSU leads, 1-0  
 Neutral Sites: OSU leads, 1-0  
 Portland, Ore.: OSU leads, 1-0

## OUACHITA

**BAYLOR LEADS 1-0**

Year	Score	Site	Date
1923	BU, 16-3	Waco	Oct. 27

Waco: BU leads, 1-0

## PENN STATE

**PENN STATE LEADS 1-0**

Year	Score	Site	Date
1974	PSU, 41-20	Dallas [Cotton]	Jan. 1, 1975

Neutral Sites: PSU leads, 1-0  
 Dallas: PSU leads, 1-0

## PHILLIPS

**SERIES TIED 1-1**

Year	Score	Site	Date
1921	BU, 34-6	Waco	Oct. 22
1922	PU, 47-0	Waco	

Waco: Tied, 1-1

## PITTSBURGH

**SERIES TIED 2-2**

YEAR	SCORE	SITE	DATE
1961	BU, 16-13	Pittsburgh	Sept. 30
1962	Pitt, 24-14	Waco	Sept. 29
1970	Pitt, 15-10	Waco	Sept. 26
1973	BU, 20-14	Pittsburgh	Sept. 22

Waco: Pitt leads, 2-0  
 Pittsburgh: BU leads, 2-0

## POLYTECHNIC

**BAYLOR LEADS 2-0-2**

YEAR	SCORE	SITE	DATE
1910	BU, 39-0	Waco	Oct. 29
1911	Tie, 0-0	Waco	
1912	BU, 12-8	Waco	Oct. 12
1913	Tie, 0-0	Waco	Oct. 11

Waco: BU leads, 2-0-2

## PURDUE

**PURDUE LEADS 1-0**

YEAR	SCORE	SITE	DATE
1930	PU, 20-7	West Lafayette	Oct. 4

West Lafayette: PU leads, 1-0

## RICE

**BAYLOR LEADS 50-30-2**

YEAR	SCORE	SITE	DATE
1914	RU, 14-13	Waco	Nov. 20
1915	BU, 26-0	Houston	Oct. 8
1919	RU, 8-0	Waco	Oct. 11
1920	RU, 28-0	Houston	Oct. 9
1921	BU, 17-14	Waco	Oct. 8
1922	BU, 31-0	Houston	Oct. 14
1924	BU, 17-9	Houston	Nov. 27
1925	Tie, 7-7	Houston	Nov. 26
1926	BU, 9-7	Waco	Nov. 25
1927	RU, 19-12	Houston	Nov. 24
1928	BU, 25-14	Houston	Nov. 29
1929	BU, 19-0	Houston	Nov. 30
1930	BU, 7-4	Houston	Nov. 29
1931	RU, 20-0	Houston	Nov. 28
1932	RU, 12-0	Houston	Nov. 26
1933	BU, 7-6	Waco	Dec. 2
1934	RU, 32-0	Waco	Dec. 1
1935	BU, 8-0	Houston	Nov. 30
1936	BU, 10-7	Houston	Nov. 28
1937	RU, 13-7	Houston	Nov. 27
1938	BU, 21-6	Houston	Nov. 26
1939	BU, 10-7	Houston	Dec. 2
1940	RU, 21-12	Houston	Nov. 30
1941	RU, 28-14	Houston	Nov. 29
1942	RU, 20-0	Houston	Nov. 28
1945	BU, 17-14	Houston	Dec. 1
1946	RU, 32-6	Houston	Nov. 30
1947	RU, 34-6	Houston	Nov. 29
1948	Tie, 7-7	Houston	Nov. 27
1949	RU, 21-7	Houston	Nov. 26
1950	BU, 33-7	Waco	Dec. 2
1951	BU, 34-13	Houston	Dec. 1
1952	RU, 20-14	Waco	Nov. 29
1953	RU, 41-19	Houston	Nov. 28
1954	RU, 20-14	Waco	Nov. 27
1955	BU, 15-7	Houston	Nov. 26
1956	BU, 46-13	Waco	Dec. 1
1957	RU, 20-0	Houston	Nov. 30
1958	RU, 33-21	Waco	Nov. 29
1959	BU, 23-12	Houston	Nov. 28
1960	BU, 12-7	Waco	Nov. 26
1961	RU, 26-14	Houston	Dec. 2
1962	BU, 28-15	Waco	Dec. 1
1963	BU, 21-12	Houston	Nov. 30
1964	BU, 27-20	Waco	Nov. 28
1965	BU, 17-13	Houston	Nov. 27
1966	BU, 21-14	Waco	Nov. 26
1967	RU, 27-25	Houston	Dec. 2
1968	BU, 16-7	Waco	Nov. 30
1969	RU, 34-6	Houston	Nov. 29
1970	RU, 28-23	Waco	Nov. 28
1971	RU, 23-0	Houston	Nov. 27
1972	BU, 28-14	Waco	Dec. 2
1973	RU, 27-0	Houston	Dec. 1
1974	BU, 24-3	Waco	Nov. 30
1975	BU, 25-7	Houston	Nov. 29
1976	BU, 38-6	Houston	Nov. 13
1977	BU, 24-14	Waco	Nov. 12
1978	RU, 24-10	Houston	Nov. 18
1979	BU, 45-14	Waco	Nov. 17
1980	BU, 16-6	Houston	Nov. 15
1981	RU, 17-14	Waco	Nov. 14
1982	BU, 35-13	Houston	Nov. 13
1983	BU, 48-14	Waco	Nov. 12
1984	BU, 46-40	Houston	Nov. 17
1985	BU, 34-10	Waco	Nov. 16
1986	BU, 23-17	Houston	Nov. 15
1987	BU, 34-31	Waco	Nov. 14
1988	BU, 20-10	Houston	Nov. 12
1989	RU, 6-3	Waco	Nov. 18
1990	BU, 17-16	Houston	Nov. 17
1991	RU, 20-17	Waco	Oct. 12
1992	RU, 34-31	Houston	Nov. 14

1993	BU, 38-14	Waco	Nov. 13
1994	BU, 19-14	Houston	Nov. 12
1995	BU, 34-6	Waco	Nov. 18
2007	BU, 42-17	Waco	Sept. 8
2010	BU, 30-13	Houston	Sept. 25
2011	BU, 56-31	Waco	Sept. 24
2015	BU, 70-17	Waco	Sept. 26
2016	BU, 38-10	Houston	Sept. 24
2019	BU, 21-13	Houston	Sept. 21

Waco: BU leads, 22-10  
 Houston: BU leads, 28-20-2

## RUSK

**BAYLOR LEADS 1-0**

YEAR	SCORE	SITE	DATE
1919	BU, 61-0	Waco	Oct. 4

Waco: BU leads, 1-0

## ST. EDWARDS

**BAYLOR LEADS 11-1**

YEAR	SCORE	SITE	DATE
1901	BU, 23-0	Waco	Oct. 6
1902	BU, 28-0	Waco	Nov. 27
1924	BU, 30-7	Waco	Nov. 21
1925	BU, 13-7	Waco	Nov. 20
1926	SE, 12-0	Waco	Nov. 18
1927	BU, 12-6	Waco	Oct. 15
1928	BU, 48-7	Waco	Oct. 27
1929	BU, 19-0	Waco	Oct. 12
1931	BU, 23-0	Waco	Oct. 2
1932	BU, 32-0	Waco	Oct. 1
1933	BU, 20-6	Waco	Sept. 30
1934	BU, 33-0	Waco	

Waco: BU leads, 11-1

## SAM HOUSTON

**BAYLOR LEADS 4-0**

YEAR	SCORE	SITE	DATE
1990	BU, 13-9	Waco	Sept. 22
2003	BU, 27-6	Waco	Sept. 20
2010	BU, 34-3	Waco	Sept. 4
2012	BU, 48-23	Waco	Sept. 15

Waco: BU leads, 4-0

## SAMFORD

**BAYLOR LEADS 2-0**

YEAR	SCORE	SITE	DATE
2002	BU, 56-12	Waco	Sept. 7
2005	BU, 48-14	Waco	Sept. 10

Waco: BU leads, 2-0

## SAN JOSE STATE

**SERIES TIED 1-1**

YEAR	SCORE	SITE	DATE
1980	SJS, 30-22	Waco	Nov. 1
1994	BU, 54-20	San Jose	Sept. 10

Waco: SJS leads, 1-0  
 San Jose: BU leads, 1-0

## SEWANEE

**SERIES TIED 1-1**

YEAR	SCORE	SITE	DATE
1915	US, 16-3	Waco	Nov. 8
1919	BU, 21-7	Waco	Nov. 17

Waco: Tied, 1-1

## SOUTH CAROLINA

**BAYLOR LEADS 2-1**

YEAR	SCORE	SITE	DATE
1949	BU, 20-6	Waco	Sept. 24
1975	USC, 24-13	Columbia	Oct. 4
1976	BU, 18-17	Waco	Oct. 2

Waco: BU leads, 2-0  
 Columbia: USC leads, 1-0

## SOUTH FLORIDA

**BAYLOR LEADS 1-0**

YEAR	SCORE	SITE	DATE
2000	BU, 28-13	Waco	Sept. 23

Waco: BU leads, 1-0

## SOUTHERN ILLINOIS

**BAYLOR LEADS 1-0**

YEAR	SCORE	SITE	DATE
2001	BU, 56-12	Waco	Nov. 24

Waco: BU leads, 1-0



# SERIES RECORDS

## SMU

**BAYLOR LEADS 39-36-7**

YEAR	SCORE	SITE	DATE
1916	BU, 62-0	Dallas	Oct. 7
1917	Tie, 0-0	Dallas	Nov. 17
1918	SMU, 14-0	Dallas	Oct. 16
1919	Tie, 7-7	Waco	Nov. 22
1920	Tie, 0-0	Dallas	
1921	BU, 28-0	Waco	Nov. 24
1922	BU, 24-0	Dallas	Nov. 30
1923	SMU, 16-0	Waco	Nov. 29
1924	Tie, 7-7	Dallas	Nov. 15
1925	SMU, 7-6	Dallas	Nov. 14
1926	SMU, 31-3	Waco	Nov. 13
1927	SMU, 34-0	Dallas	Nov. 12
1928	BU, 2-0	Waco	Nov. 12
1929	SMU, 25-0	Dallas	Nov. 13
1930	Tie, 14-14	Waco	Oct. 18
1931	SMU, 6-0	Dallas	Nov. 14
1932	BU, 19-0	Waco	Nov. 19
1933	BU, 13-7	Dallas	Nov. 25
1934	BU, 13-6	Waco	Nov. 24
1935	SMU, 10-0	Dallas	Nov. 23
1936	BU, 13-7	Waco	Nov. 21
1937	SMU, 13-7	Dallas	Nov. 13
1938	SMU, 21-6	Waco	Nov. 19
1939	SMU, 21-0	Dallas	Nov. 25
1940	SMU, 7-4	Waco	Nov. 23
1941	SMU, 14-0	Dallas	Nov. 22
1942	Tie, 6-6	Waco	Nov. 20
1945	SMU, 34-0	Dallas	Nov. 24
1946	SMU, 35-0	Waco	Nov. 23
1947	SMU, 10-0	Waco	Nov. 22
1948	SMU, 13-6	Dallas	Nov. 20
1949	BU, 35-26	Dallas	Nov. 19
1950	BU, 3-0	Dallas	Nov. 25
1951	BU, 14-13	Waco	Nov. 24
1952	Tie, 7-7	Dallas	Nov. 22
1953	BU, 27-21	Waco	Nov. 21
1954	BU, 33-21	Dallas	Nov. 20
1955	SMU, 12-0	Waco	Nov. 19
1956	BU, 26-0	Dallas	Nov. 24
1957	SMU, 14-7	Waco	Nov. 23
1958	SMU, 33-29	Dallas	Nov. 22
1959	SMU, 30-14	Waco	Nov. 21
1960	BU, 20-7	Dallas	Nov. 19
1961	BU, 31-6	Waco	Nov. 25
1962	BU, 17-13	Dallas	Nov. 24
1963	BU, 20-6	Waco	Dec. 7
1964	BU, 16-13	Dallas	Nov. 21
1965	BU, 20-10	Waco	Nov. 20
1966	SMU, 24-22	Dallas	Nov. 19
1967	SMU, 16-10	Waco	Nov. 25
1968	SMU, 33-17	Dallas	Nov. 23
1969	SMU, 12-6	Waco	Nov. 22
1970	SMU, 23-10	Dallas	Nov. 21
1971	SMU, 20-6	Waco	Nov. 20
1972	SMU, 12-7	Dallas	Nov. 25
1973	SMU, 38-22	Waco	Nov. 24
1974	BU, 31-14	Dallas	Nov. 23
1975	SMU, 34-31	Waco	Nov. 22
1976	BU, 27-20	Waco	Oct. 9
1977	BU, 9-6	Waco	Oct. 8
1978	SMU, 28-21	Waco	Oct. 14
1979	BU, 24-21	Dallas	Oct. 13
1980	BU, 32-28	Waco	Oct. 11
1981	SMU, 37-20	Dallas	Oct. 10
1982	SMU, 22-19	Waco	Oct. 9
1983	SMU, 42-26	Dallas	Oct. 8
1984	SMU, 24-20	Waco	Oct. 13
1985	BU, 21-14	Dallas	Oct. 12
1986	SMU, 27-21	Waco	Oct. 11
1989	BU, 49-3	Dallas	Oct. 14
1990	BU, 52-17	Waco	Oct. 13
1991	BU, 45-7	Dallas	Sept. 28
1992	BU, 49-7	Waco	Oct. 3

1993	BU, 31-12	Dallas	Nov. 9
1994	BU, 44-10	Waco	Oct. 8
1995	BU, 48-7	Dallas	Nov. 11
2003	BU, 10-7	Waco	Sept. 13
2005	BU, 28-23	Dallas	Sept. 3
2012	BU, 59-24	Waco	Sept. 2
2014	BU, 45-0	Waco	Aug. 31
2015	BU, 56-21	Dallas	Sept. 4
2016	BU, 40-13	Waco	Sept. 10

**Waco:** BU leads, 20-18-3  
**Dallas:** BU leads, 19-18-4

## SOUTHWESTERN

**BAYLOR LEADS 13-6-1**

YEAR	SCORE	SITE	DATE
1910	BU, 27-5	Waco	Nov. 24
1911	Tie, 5-5	Georgetown	
1912	SW, 13-6	Waco	Nov. 11
1913	SW, 14-7	Waco	
1914	SW, 7-6	Waco	Nov. 26
1915	BU, 10-0	Georgetown	Oct. 23
1916	BU, 20-0	Waco	Nov. 4
1917	BU, 26-0	Waco	Nov. 23
1918	SW, 14-6	Waco	Nov. 23
1919	BU, 20-0	Waco	Nov. 1
1920	SW, 7-0	Waco	Oct. 31
1921	BU, 16-0	Waco	Oct. 29
1926	BU, 7-0	Waco	Sept. 25
1927	SW, 19-6	Waco	Sept. 24
1935	BU, 39-0	Waco	Sept. 21
1937	BU, 39-2	Waco	Sept. 25
1938	BU, 33-0	Waco	Sept. 24
1939	BU, 34-0	Waco	Sept. 30
1945	BU, 19-0	Waco	Nov. 3
1946	BU, 21-7	Waco	Sept. 21

**Waco:** BU leads, 12-6  
**Georgetown:** BU leads, 1-0-1

## STEPHEN F. AUSTIN

**BAYLOR LEADS 5-0**

YEAR	SCORE	SITE	DATE
1928	BU, 31-0	Waco	Sept. 22
1929	BU, 88-0	Waco	Sept. 21
1947	BU, 34-0	Waco	Sept. 19
2011	BU, 48-0	Waco	Sept. 17
2019	BU, 56-17	Waco	Aug. 31

**Waco:** BU leads, 5-0

## SYRACUSE

**SERIES TIED 1-1**

YEAR	SCORE	SITE	DATE
1966	BU, 35-12	Waco	Sept. 10
1967	SU, 7-0	Syracuse	Sept. 23

**Waco:** BU leads, 1-0  
**Syracuse:** SU leads, 1-0

## TCU

**TCU LEADS 58-53-7**

YEAR	SCORE	SITE	DATE
1899	Tie, 0-0	Waco	
1901	BU, 39-0	Waco	Nov. 23
	BU, 42-9	Waco	
1902	Tie, 0-0	Waco	Nov. 11
	BU, 6-0	Waco	Nov. 22
	BU, 20-0	Waco	Dec. 1
1903	BU, 12-0	Waco	Oct. 3
	BU, 5-0	Waco	Nov. 27
1904	Tie, 0-0	Waco	Oct. 1
	BU, 17-0	Waco	Nov. 12
	TCU, 5-0	Waco	Nov. 24
1905	TCU, 16-0	Waco	Sept. 30
	BU, 10-0	Waco	Nov. 10
	TCU, 17-0	Waco	Nov. 29
1907	Tie, 6-6	Waco	Oct. 5
	TCU, 11-10	Waco	Nov. 11
	BU, 16-8	Waco	Nov. 28
1908	TCU, 15-0	Waco	Oct. 3
	TCU, 10-6	Waco	Oct. 24
	BU, 23-8	Waco	Nov. 26
1909	TCU, 9-0	Waco	Oct. 16
	TCU, 11-0	Waco	Nov. 16
	BU, 6-3	Waco	Nov. 25
1910	BU, 52-0	Waco	Oct. 24
	BU, 10-3	Fort Worth	Nov. 18
1911	BU, 12-0	Waco	
1912	TCU, 22-0	Fort Worth	Oct. 19
1914	BU, 28-14	Waco	Oct. 31
1915	BU, 51-0	Waco	Nov. 25
1916	BU, 32-14	Fort Worth	Nov. 27
1917	TCU, 34-0	Fort Worth	Nov. 29
1918	TCU, 12-7	Waco	Dec. 5
1919	BU, 7-0	Waco	Nov. 27
1920	TCU, 21-9	Waco	Nov. 13
1925	Tie, 7-7	Dallas	Oct. 13
1926	Tie, 7-7	Waco	Oct. 12
1927	TCU, 14-0	Waco	Oct. 29
1928	BU, 7-6	Fort Worth	Nov. 3
1929	TCU, 34-7	Waco	Nov. 16
1930	BU, 35-14	Fort Worth	Nov. 22
1931	TCU, 19-6	Waco	Nov. 21
1932	TCU, 27-0	Fort Worth	Oct. 29
1933	BU, 7-0	Waco	Nov. 4
1934	TCU, 34-12	Fort Worth	Nov. 3
1935	TCU, 28-0	Waco	Nov. 2
1936	TCU, 28-0	Fort Worth	Oct. 31
1937	BU, 6-0	Waco	Oct. 30
1938	TCU, 39-7	Fort Worth	Oct. 29
1939	BU, 27-0	Waco	Nov. 4
1940	TCU, 14-12	Fort Worth	Nov. 2
1941	TCU, 23-12	Waco	Nov. 1
1942	BU, 10-7	Fort Worth	Oct. 31
1945	TCU, 7-6	Waco	Oct. 6
1946	TCU, 19-16	Fort Worth	Nov. 2
1947	TCU, 14-7	Waco	Nov. 1
1948	BU, 6-3	Fort Worth	Oct. 30
1949	BU, 40-14	Waco	Oct. 29
1950	BU, 20-14	Fort Worth	Nov. 4
1951	TCU, 20-7	Waco	Nov. 3
1952	Tie, 20-20	Fort Worth	Nov. 1
1953	BU, 25-7	Waco	Oct. 31
1954	BU, 12-7	Fort Worth	Oct. 30
1955	TCU, 28-6	Waco	Oct. 29
1956	TCU, 7-6	Fort Worth	Nov. 3
1957	TCU, 19-6	Waco	Nov. 2
1958	TCU, 22-0	Fort Worth	Nov. 1
1959	TCU, 14-0	Waco	Oct. 31
1960	TCU, 14-6	Fort Worth	Oct. 29
1961	BU, 28-14	Waco	Nov. 4
1962	TCU, 28-26	Fort Worth	Nov. 3
1963	BU, 32-13	Waco	Nov. 2
1964	TCU, 17-14	Fort Worth	Oct. 31
1965	TCU, 10-7	Waco	Oct. 30

1966	TCU, 16-0	Fort Worth	Oct. 29
1967	TCU, 29-7	Waco	Nov. 4
1968	TCU, 47-14	Fort Worth	Nov. 2
1969	TCU, 31-14	Waco	Nov. 1
1970	TCU, 24-17	Fort Worth	Oct. 31
1971	TCU, 19-6	Waco	Oct. 30
1972	BU, 42-9	Fort Worth	Nov. 4
1973	TCU, 34-28	Waco	Nov. 3
1974	BU, 21-7	Fort Worth	Nov. 2
1975	BU, 24-6	Waco	Nov. 1
1976	BU, 24-19	Fort Worth	Nov. 27
1977	BU, 48-9	Waco	Nov. 26
1978	BU, 28-21	Fort Worth	Oct. 28
1979	BU, 16-3	Waco	Oct. 27
1980	BU, 21-6	Fort Worth	Oct. 25
1981	BU, 34-21	Waco	Oct. 24
1982	TCU, 38-14	Fort Worth	Oct. 23
1983	BU, 56-21	Waco	Oct. 22
1984	TCU, 38-28	Fort Worth	Oct. 27
1985	BU, 45-0	Waco	Oct. 26
1986	BU, 28-17	Fort Worth	Oct. 25
1987	TCU, 24-0	Waco	Oct. 24
1988	TCU, 24-14	Fort Worth	Oct. 22
1989	BU, 27-9	Waco	Oct. 28
1990	BU, 27-21	Fort Worth	Oct. 27
1991	BU, 26-9	Waco	Oct. 26
1992	BU, 41-20	Fort Worth	Oct. 10
1993	TCU, 38-13	Waco	Oct. 23
1994	BU, 42-18	Fort Worth	Oct. 1
1995	BU, 27-24	Waco	Oct. 28
2006	TCU, 17-7	Waco	Sept. 3
2007	TCU, 27-0	Fort Worth	Sept. 1
2010	TCU, 45-10	Fort Worth	Sept. 18
2011	BU, 50-48	Waco	Sept. 2
2012	TCU, 49-21	Waco	Oct. 13
2013	BU, 41-38	Fort Worth	Nov. 30
2014	BU, 61-58	Waco	Oct. 11
2015	TCU, 28-21	Fort Worth 20T	Nov. 27
2016	TCU, 62-22	Waco	Nov. 5
2017	TCU, 45-22	Fort Worth	Nov. 24
2018	TCU, 16-9	Waco	Nov. 17
2019	BU, 29-23	Fort Worth 30T	Nov. 9
2020	TCU, 33-23	Waco	Oct. 31
2021	TCU, 30-28	Fort Worth	Nov. 6
2022	TCU, 29-28	Waco	Nov. 19

**Waco:** Series tied, 34-34-5  
**Fort Worth:** TCU leads, 24-19-1  
**Neutral Sites:** Tied, 0-0-1  
**Dallas:** Tied, 0-0-1

## TENNESSEE

**BAYLOR LEADS 1-0**

YEAR	SCORE	SITE	DATE
1956	BU, 13-7	New Orleans	Jan. 1, 1957

**Neutral Sites:** BU leads, 1-0  
**New Orleans, La.:** BU leads, 1-0



# SERIES RECORDS

## TEXAS

### TEXAS LEADS 79-29-4

YEAR	SCORE	SITE	DATE
1901	UT, 23-0	Waco	Oct. 29
1903	UT, 48-0	Austin	Oct. 24
1904	UT, 58-0	Austin	Nov. 19
1905	UT, 39-0	Austin	Oct. 21
1907	UT, 27-11	Austin	Nov. 9
1908	UT, 27-5	Austin	Oct. 17
1910	UT, 1-0*	Waco	Nov. 8
1911	UT, 11-0	Austin	Oct. 24
1912	UT, 19-7	Waco	Nov. 4
1913	UT, 77-0	Austin	Oct. 16
1914	UT, 57-0	Austin	Oct. 10
1916	BU, 7-3	Austin	Oct. 28
1917	BU, 3-0	Waco	Nov. 3
1919	UT, 29-13	Austin	Oct. 25
1923	Tie, 7-7	Waco	Nov. 10
1924	BU, 28-10	Austin	Nov. 8
1925	UT, 13-3	Austin	Nov. 7
1926	BU, 10-7	Waco	Nov. 6
1927	UT, 13-12	Austin	Nov. 5
1928	UT, 6-0	Waco	Nov. 5
1929	Tie, 0-0	Austin	Nov. 9
1930	BU, 14-0	Waco	Nov. 8
1931	UT, 25-0	Austin	Nov. 7
1932	UT, 19-0	Waco	Nov. 5
1933	BU, 3-0	Austin	Nov. 12
1934	UT, 25-6	Austin	Nov. 10
1935	UT, 25-6	Waco	Nov. 9
1936	BU, 21-18	Austin	Oct. 17
1937	UT, 9-6	Waco	Nov. 6
1938	BU, 14-3	Austin	Nov. 5
1939	BU, 20-0	Waco	Nov. 11
1940	UT, 13-0	Austin	Nov. 9
1941	Tie, 7-7	Waco	Nov. 8
1942	UT, 20-0	Austin	Nov. 7
1945	UT, 21-14	Austin	Nov. 10
1946	UT, 22-7	Waco	Nov. 9
1947	UT, 28-7	Austin	Nov. 8
1948	UT, 13-10	Waco	Nov. 6
1949	UT, 20-0	Austin	Nov. 5
1950	UT, 27-20	Waco	Nov. 11
1951	BU, 18-6	Austin	Nov. 10
1952	UT, 35-33	Waco	Nov. 8
1953	UT, 21-20	Austin	Nov. 7
1954	BU, 13-7	Waco	Nov. 6
1955	UT, 21-20	Austin	Nov. 5
1956	BU, 10-7	Waco	Nov. 10
1957	Tie, 7-7	Austin	Nov. 9
1958	UT, 20-15	Waco	Nov. 8
1959	UT, 13-12	Austin	Nov. 7
1960	UT, 12-7	Waco	Nov. 5
1961	UT, 33-7	Austin	Nov. 11
1962	UT, 27-12	Waco	Nov. 10
1963	UT, 7-0	Austin	Nov. 9
1964	UT, 20-14	Waco	Nov. 7
1965	UT, 35-14	Austin	Nov. 6
1966	UT, 26-14	Waco	Nov. 5
1967	UT, 24-0	Austin	Nov. 11
1968	UT, 47-26	Waco	Nov. 9
1969	UT, 56-14	Austin	Nov. 8
1970	UT, 21-14	Waco	Nov. 7
1971	UT, 24-0	Austin	Nov. 6
1972	UT, 17-3	Waco	Nov. 11
1973	UT, 42-6	Austin	Nov. 10
1974	BU, 34-24	Waco	Nov. 9
1975	UT, 37-21	Austin	Nov. 8
1976	BU, 20-10	Waco	Nov. 20
1977	UT, 29-7	Austin	Nov. 19
1978	BU, 38-14	Waco	Nov. 25
1979	UT, 13-0	Austin	Nov. 24
1980	BU, 16-0	Waco	Nov. 22
1981	UT, 34-12	Austin	Nov. 21
1982	UT, 31-23	Waco	Nov. 20
1983	UT, 24-21	Austin	Nov. 19

1984	BU, 24-10	Waco
1985	UT, 17-10	Austin
1986	BU, 18-13	Waco
1987	UT, 34-16	Austin
1988	BU, 17-14	Waco
1989	BU, 50-7	Austin
1990	UT, 23-13	Waco
1991	BU, 21-11	Austin
1992	BU, 21-20	Waco
1993	UT, 38-17	Austin
1994	UT, 63-35	Waco
1995	UT, 21-13	Austin
1996	UT, 28-23	Austin
1997	BU, 23-21	Waco
1998	UT, 30-20	Austin
1999	UT, 62-0	Waco
2000	UT, 48-14	Austin
2001	UT, 49-10	Waco
2002	UT, 41-0	Austin
2003	UT, 56-0	Waco
2004	UT, 44-14	Austin
2005	UT, 62-0	Waco
2006	UT, 63-31	Austin
2007	UT, 31-10	Waco
2008	UT, 45-21	Austin
2009	UT, 47-14	Waco
2010	BU, 30-22	Austin
2011	BU, 48-24	Waco
2012	UT, 56-50	Austin
2013	BU, 30-10	Waco
2014	BU, 28-7	Austin
2015	UT, 23-17	Waco
2016	UT, 35-34	Austin
2017	UT, 38-7	Waco
2018	UT, 23-17	Austin
2019	BU, 24-10	Waco
2020	UT, 27-16	Austin
2021	BU, 31-24	Waco
2022	UT, 38-27	Austin

Waco: UT leads, 31-18-2  
Austin: UT leads, 49-10-2

Nov. 24
Nov. 23
Nov. 22
Nov. 21
Nov. 19
Nov. 25
Nov. 24
Nov. 23
Nov. 21
Nov. 20
Nov. 24
Nov. 23
Nov. 2
Nov. 1
Oct. 24
Sept. 25
Oct. 28
Nov. 3
Nov. 9
Oct. 25
Oct. 2
Nov. 5
Oct. 15
Oct. 20
Nov. 8
Nov. 14
Oct. 30
Dec. 3
Oct. 20
Dec. 7
Oct. 4
Dec. 5
Oct. 29
Oct. 28
Oct. 13
Nov. 23
Oct. 24
Oct. 30
Nov. 25

## TEXAS A&M

### TEXAS A&M LEADS 68-31-9

YEAR	SCORE	SITE	DATE
1899	A&M, 33-0	Waco	
1901	BU, 17-6	Dallas	
	A&M, 6-0	College Station	Nov. 5
	BU, 47-0	Waco	Nov. 28
1902	A&M, 11-6	Dallas	Oct. 10
	A&M, 22-0	College Station	Oct. 14
1903	A&M, 16-0	Waco	Nov. 7
	A&M, 5-0	College Station	Nov. 14
	Tie, 0-0	Waco	
1904	A&M, 10-0	Waco	Oct. 15
	A&M, 5-0	Waco	Nov. 5
1905	A&M, 42-0	Waco	Oct. 28
	A&M, 17-5	College Station	Nov. 19
1908	BU, 6-5	College Station	Oct. 10
1909	A&M, 9-6	Waco	Oct. 30
1911	A&M, 22-11	College Station	Nov. 28
1912	A&M, 53-0	Dallas	Nov. 21
1913	Tie, 14-14	College Station	Nov. 11
1916	A&M, 3-0	Waco	Nov. 10
1917	A&M, 7-0	Waco	Nov. 19
1918	A&M, 19-0	Waco	Nov. 19
1919	A&M, 10-0	Waco	Nov. 8
1920	A&M, 24-0	Waco	Nov. 6
1921	A&M, 14-3	Waco	Nov. 15
1922	BU, 13-7	Waco	Nov. 4
1923	Tie, 0-0	Waco	Nov. 3
1924	BU, 15-7	Waco	Nov. 1
1925	A&M, 13-0	Waco	Oct. 31
1926	BU, 20-9	Waco	Oct. 30
1931	A&M, 33-7	College Station	Oct. 24
1932	Tie, 0-0	Waco	Oct. 22
1933	A&M, 14-7	College Station	Oct. 21
1934	A&M, 10-7	Waco	
1935	BU, 14-6	College Station	Oct. 26
1936	Tie, 0-0	Waco	Oct. 24
1937	BU, 13-0	Waco	Oct. 23
1938	Tie, 6-6	Waco	Oct. 22
1939	A&M, 20-0	College Station	Oct. 28
1940	A&M, 14-7	Waco	Oct. 25
1941	A&M, 48-0	College Station	Oct. 25
1942	BU, 6-0	Waco	Oct. 24
1945	A&M, 19-13	College Station	Oct. 27
1946	A&M, 17-0	Waco	Oct. 26
1947	A&M, 24-0	College Station	Oct. 25
1948	BU, 20-14	Waco	Oct. 23
1949	BU, 21-0	College Station	Oct. 22
1950	BU, 27-20	Waco	Oct. 29
1951	Tie, 21-21	College Station	Oct. 27
1952	BU, 21-20	Waco	Oct. 18
1953	BU, 14-13	College Station	Oct. 24
1954	BU, 20-7	Waco	Oct. 23
1955	A&M, 19-7	College Station	Oct. 22
1956	A&M, 19-13	Waco	Oct. 27
1957	A&M, 14-0	College Station	Oct. 26
1958	A&M, 33-27	Waco	Oct. 25
1959	BU, 13-0	College Station	Oct. 24
1960	BU, 14-0	Waco	Oct. 22
1961	A&M, 23-0	College Station	Oct. 28
1962	A&M, 6-3	Waco	
1963	BU, 34-7	College Station	Oct. 26
1964	BU, 20-16	Waco	Oct. 24
1965	BU, 31-0	College Station	Oct. 23
1966	A&M, 17-13	Waco	Oct. 22
1967	A&M, 21-3	College Station	Oct. 28
1968	BU, 10-9	Waco	Oct. 26
1969	A&M, 24-0	College Station	Oct. 25
1970	BU, 29-24	Waco	Oct. 24
1971	A&M, 10-9	College Station	Oct. 23
1972	BU, 15-13	Waco	Oct. 28
1973	A&M, 28-22	College Station	Oct. 27
1974	A&M, 20-0	Waco	Oct. 26
1975	A&M, 19-10	College Station	Oct. 25
1976	A&M, 24-0	College Station	Oct. 16

1977	A&M, 38-31	Waco	Oct. 15
1978	BU, 24-6	College Station	Oct. 21
1979	BU, 17-7	Waco	Sept. 15
1980	BU, 46-7	College Station	Oct. 18
1981	BU, 19-17	Waco	Oct. 17
1982	A&M, 28-23	College Station	Oct. 16
1983	Tie, 13-13	Waco	Oct. 15
1984	BU, 20-16	College Station	Oct. 20
1985	BU, 20-15	Waco	Oct. 19
1986	A&M, 31-30	College Station	Oct. 18
1987	A&M, 34-10	Waco	Oct. 17
1988	A&M, 28-14	College Station	Oct. 15
1989	A&M, 14-11	Waco	Oct. 21
1990	Tie, 20-20	College Station	Oct. 20
1991	A&M, 34-12	Waco	Oct. 19
1992	A&M, 19-13	College Station	Oct. 24
1993	A&M, 34-17	Waco	Oct. 16
1994	A&M, 41-21	College Station	Oct. 15
1995	A&M, 24-9	Waco	Oct. 21
1996	A&M, 24-7	Waco	Nov. 9
1997	A&M, 38-10	College Station	Nov. 8
1998	A&M, 35-14	Waco	Oct. 17
1999	A&M, 45-13	College Station	Oct. 9
2000	A&M, 24-0	Waco	Oct. 14
2001	A&M, 16-10	College Station	Oct. 6
2002	A&M, 41-0	Waco	Oct. 12
2003	A&M, 73-10	College Station	Oct. 11
2004	BU, 35-34	Waco OT	Oct. 30
2005	A&M, 16-13	College Station	OT Oct. 1
2006	A&M, 31-21	Waco	Oct. 29
2007	A&M, 34-10	College Station	Sept. 29
2008	BU, 41-21	Waco	Nov. 15
2009	A&M, 38-3	College Station	Nov. 21
2010	A&M, 42-30	Waco	Nov. 13
2011	A&M, 55-28	College Station	Oct. 15

Waco: A&M leads, 34-20-6  
College Station: A&M leads, 32-10-3  
Neutral Sites: A&M leads, 2-1  
Dallas: A&M leads, 2-1

## TEXAS A&M-KINGSVILLE

### BAYLOR LEADS 1-0

YEAR	SCORE	SITE	DATE
1935	BU, 6-0	Waco	Oct. 5

Waco: BU leads, 1-0

## TEXAS STATE

### BAYLOR LEADS 9-0

Year	Score	Site	Date
1909	BU, 55-0	Waco	Oct. 4
1913	BU, 9-7	Waco	Oct. 4
1916	BU, 76-0	Waco	Sept. 30
1987	BU, 36-15	Waco	Oct. 10
1988	BU, 45-7	Waco	Oct. 8
2004	BU, 24-17	Waco	Sept. 11
2007	BU, 34-27	Waco	Sept. 15
2021	BU, 29-20	San Marcos	Sept. 4
2022	BU, 42-7	Waco	Sept. 10

Waco: BU leads, 8-0  
San Marcos: BU leads, 1-0

## TEXAS SOUTHERN

### BAYLOR LEADS 1-0

Year	Score	Site	Date
2021	BU, 66-7	Waco	Sept. 11

Waco: BU leads, 1-0



# SERIES RECORDS

## TEXAS TECH

**BAYLOR LEADS 41-39-1**

YEAR	SCORE	SITE	DATE
1929	BU, 34-0	Waco	Nov. 2
1931	BU, 32-0	Waco	Oct. 31
1932	TT, 14-2	Lubbock	Nov. 11
1933	TT, 13-0	Lubbock	Nov. 17
1934	TT, 14-7	Lubbock	Oct. 5
1942	BU, 14-7	Lubbock	Oct. 17
1945	Tie, 7-7	Lubbock	Oct. 20
1946	TT, 13-0	Lubbock	Oct. 19
1947	BU, 32-6	Lubbock	Oct. 18
1948	BU, 13-0	Waco	Oct. 16
1949	BU, 28-7	Lubbock	Oct. 15
1950	BU, 26-12	Waco	Oct. 21
1951	BU, 40-20	Waco	Oct. 20
1952	BU, 21-10	Lubbock	Oct. 18
1956	BU, 27-0	Waco	Sept. 29
1957	BU, 15-12	Lubbock	Oct. 19
1958	BU, 26-7	Lubbock	Oct. 18
1959	BU, 14-7	Waco	Oct. 17
1960	BU, 14-7	Lubbock	Oct. 15
1961	TT, 19-17	Lubbock	Oct. 21
1962	BU, 28-6	Waco	Oct. 20
1963	BU, 21-17	Lubbock	Oct. 19
1964	BU, 28-10	Waco	Oct. 17
1965	TT, 34-22	Lubbock	Nov. 13
1966	BU, 29-14	Lubbock	Nov. 12
1967	TT, 31-29	Lubbock	Nov. 18
1968	BU, 42-28	Waco	Nov. 16
1969	TT, 41-7	Lubbock	Nov. 15
1970	TT, 7-3	Waco	Nov. 14
1971	TT, 27-0	Lubbock	Nov. 13
1972	TT, 13-7	Waco	Nov. 18
1973	TT, 55-24	Lubbock	Nov. 17
1974	BU, 17-10	Waco	Nov. 16
1975	TT, 33-10	Lubbock	Nov. 15
1976	TT, 24-21	Lubbock	Dec. 4
1977	TT, 17-7	Waco	Sept. 10
1978	TT, 27-9	Lubbock	Nov. 4
1979	BU, 27-17	Waco	Sept. 29
1980	BU, 11-3	Lubbock	Sept. 27
1981	BU, 28-15	Waco	Sept. 26
1982	BU, 24-23	Lubbock	Sept. 25
1983	TT, 26-11	Waco	Sept. 24
1984	BU, 18-9	Lubbock	Sept. 29
1985	BU, 31-0	Waco	Sept. 28
1986	BU, 45-14	Lubbock	Sept. 27
1987	BU, 36-22	Waco	Sept. 26
1988	TT, 36-6	Lubbock	Sept. 24
1989	BU, 29-15	Waco	Sept. 30
1990	BU, 21-15	Lubbock	Sept. 29
1991	TT, 31-24	Waco	Nov. 16
1992	TT, 36-17	Lubbock	Sept. 26
1993	BU, 28-26	Waco	Sept. 25
1994	TT, 38-7	Lubbock	Oct. 22
1995	BU, 9-7	Waco	Sept. 30
1996	TT, 45-24	Lubbock	Oct. 5
1997	TT, 35-14	Waco	Oct. 4
1998	TT, 31-29	Lubbock	Oct. 3
1999	TT, 35-7	Waco	Oct. 23
2000	TT, 28-0	Lubbock	Oct. 7
2001	TT, 63-19	Waco	Oct. 27
2002	TT, 62-11	Lubbock	Nov. 2
2003	TT, 62-14	Waco	Nov. 8
2004	TT, 42-17	Lubbock	Nov. 6
2005	TT, 28-0	Waco	Oct. 29
2006	TT, 55-21	Lubbock	Nov. 4
2007	TT, 38-7	Waco	Nov. 3
2008	TT, 35-28	Lubbock	Nov. 29
2009	TT, 20-13	Arlington	Nov. 28
2010	TT, 45-38	Dallas	Oct. 9
2011	BU, 66-42	Arlington	Nov. 26
2012	BU, 52-45	Arlington OT	Nov. 24
2013	BU, 63-34	Arlington	Nov. 16
2014	BU, 48-46	Arlington	Nov. 29
2015	BU, 63-35	Arlington	Oct. 3
2016	TT, 54-35	Arlington	Nov. 25

2017	TT, 38-24	Arlington	Nov. 11
2018	BU, 35-24	Arlington	Nov. 24
2019	BU, 33-30	Waco 20T	Oct. 12
2020	TT, 24-23	Lubbock	Nov. 14
2021	BU, 27-24	Waco	Nov. 27
2022	BU, 45-17	Lubbock	Oct. 29

**Waco:** BU leads, 20-11  
**Lubbock:** TT leads, 24-15-1  
**Neutral Sites:** BU, 6-4  
**Arlington:** BU leads, 6-3  
**Dallas:** TT leads, 1-0

## TOBY'S BUSINESS

**BAYLOR LEADS 2-0**

YEAR	SCORE	SITE	DATE
1899	BU, 20-0	Waco	
1899	BU, 6-0	Waco	

**Waco:** BU leads, 2-0

## TRINITY

**BAYLOR LEADS 14-6-2**

YEAR	SCORE	SITE	DATE
1900	BU, 17-0	Waco	
1902	TC, 17-5	Dallas	Sept. 27
	TC, 33-0	Waxahachie	Oct. 27
1904	TC, 22-0	Waco	Oct. 22
1905	TC, 22-5	Waxahachie	Oct. 14
1907	BU, 4-0	Waco	Oct. 26
1909	BU, 17-6	Waco	Oct. 9
1911	BU, 12-0	Waco	
1912	BU, 41-0	Waco	Nov. 16
1913	Tie, 6-6	Waxahachie	Oct. 30
1914	TC, 7-0	Waco	Oct. 17
	Tie, 0-0	Waco	Nov. 14
1915	BU, 49-0	Dallas	Oct. 16
1916	BU, 37-0	Waco	Oct. 14
1917	BU, 55-0	Dallas	Oct. 13
1920	BU, 20-6	Waco	Oct. 16
1925	TC, 10-3	Waco	Oct. 17
1926	BU, 14-0	Waco	Oct. 16
1927	BU, 20-12	Waxahachie	Sept. 30
1928	BU, 33-0	Waco	Oct. 6
1929	BU, 43-0	Waco	Oct. 5
1930	BU, 54-0	Waco	Oct. 11

**Waco:** BU leads, 11-3-1  
**Neutral Sites:** Tied, 3-3-1  
**Dallas:** BU leads, 2-1  
**Waxahachie:** TC leads, 2-1-1

## TULANE

**SERIES TIED 3-3**

YEAR	SCORE	SITE	DATE
1908	TU, 10-2	New Orleans	Nov. 7
	BU, 6-0	Waco	Nov. 21
1948	TU, 35-13	New Orleans	Nov. 13
1951	BU, 27-14	New Orleans	Oct. 6
1982	TU, 30-15	New Orleans	Oct. 30
1983	BU, 24-18	Waco	Oct. 29

**Waco:** BU leads, 2-0  
**New Orleans:** TU leads, 3-1

## TULSA

**BAYLOR LEADS 5-4**

YEAR	SCORE	SITE	DATE
1940	BU, 20-6	Waco	Nov. 16
1941	TU, 20-13	Tulsa	Nov. 15
1942	TU, 24-0	Tulsa	Nov. 14
1945	TU, 26-7	Tulsa	Nov. 17
1946	TU, 17-0	Tulsa	Nov. 16
1947	BU, 7-6	Tulsa	Nov. 15
1948	BU, 42-19	Waco	Sept. 25
1995	BU, 37-5	Tulsa	Sept. 2
2002	BU, 37-25	Waco	Sept. 21

**Waco:** BU leads, 3-0  
**Tulsa:** TU leads, 4-2

## UAB

**UAB LEADS 2-0**

YEAR	SCORE	SITE	DATE
2003	UAB, 24-19	Waco	Aug. 30
2004	UAB, 56-14	Birmingham	Sept. 4

**Waco:** UAB leads, 1-0  
**Birmingham:** UAB leads, 1-0

## UCLA

**BAYLOR LEADS 1-0**

YEAR	SCORE	SITE	DATE
2012	BU, 49-26	San Diego, Calif. [Holiday]	Dec. 27

**Neutral Sites:** BU leads, 1-0  
**San Diego, Calif.:** BU leads, 1-0

## UCF

**UCF LEADS 1-0**

YEAR	SCORE	SITE	DATE
2013	UCF, 52-42	Glendale [Fiesta]	Jan. 1, 2014

**Neutral Sites:** UCF leads, 1-0  
**Glendale, Ariz.:** UCF leads, 1-0

## UNLV

**BAYLOR LEADS 2-1**

YEAR	SCORE	SITE	DATE
1987	BU, 21-14	Las Vegas	Sept. 19
1988	BU, 27-3	Waco	Sept. 3
1999	UNLV, 27-24	Waco	Sept. 11

**Waco:** Tied, 1-1  
**Las Vegas:** BU leads, 1-0

## USC

**USC LEADS 3-2**

YEAR	SCORE	SITE	DATE
1959	USC, 17-8	Los Angeles	Nov. 14
1960	BU, 35-14	Waco	Nov. 12
1985	BU, 20-13	Los Angeles	Sept. 21
1986	USC, 17-14	Waco	Sept. 20
1994	USC, 37-27	Los Angeles	Sept. 24

**Waco:** Tied, 1-1  
**Los Angeles:** USC leads, 2-1

## UTAH STATE

**BAYLOR LEADS 3-0**

YEAR	SCORE	SITE	DATE
1961	BU, 24-9	New York [Gotham]	Dec. 9
1992	BU, 45-10	Waco	Sept. 19
1993	BU, 28-24	Logan	Sept. 18

**Waco:** BU leads, 1-0  
**Logan:** BU leads, 1-0  
**Neutral Sites:** BU leads, 1-0  
**New York:** BU leads, 1-0

## UTEP

**BAYLOR LEADS 2-0**

YEAR	SCORE	SITE	DATE
1983	BU, 20-6	El Paso	Sept. 17
1991	BU, 27-7	Waco	Sept. 7

**Waco:** BU leads, 1-0  
**El Paso:** BU leads, 1-0

## UTSA

**BAYLOR LEADS 2-1**

YEAR	SCORE	SITE	DATE
2017	SA, 17-10	Waco	Sept. 9
2018	BU, 37-20	San Antonio	Sept. 8
2019	BU, 63-14	Waco	Sept. 7

**Waco:** UTSA leads, 1-0  
**San Antonio:** BU leads, 1-0

## VANDERBILT

**BAYLOR LEADS 3-0**

YEAR	SCORE	SITE	DATE
1953	BU, 47-6	Waco	Oct. 17
1954	BU, 25-19	Nashville	Sept. 25
2018	BU, 45-38	Houston [Texas]	Dec. 27

**Waco:** BU leads, 1-0  
**Nashville:** BU leads, 1-0  
**Neutral Sites:** BU leads, 1-0  
**Houston:** BU leads, 1-0

## VILLANOVA

**BAYLOR LEADS 3-1**

YEAR	SCORE	SITE	DATE
1940	BU, 7-0	San Antonio	Oct. 18
1941	VU, 14-6	Philadelphia	Oct. 17
1955	BU, 19-2	Philadelphia	Sept. 24
1957	BU, 7-0	Waco	Sept. 21

**Waco:** BU leads, 1-0  
**Philadelphia:** Tied, 1-1  
**Neutral Sites:** BU leads, 1-0  
**San Antonio:** BU leads, 1-0

## WAKE FOREST

**BAYLOR LEADS 5-1**

YEAR	SCORE	SITE	DATE
1948	BU, 20-7	Birmingham, Ala. [Dixie]	Dec. 31
1951	BU, 42-0	Waco	Nov. 17
1952	BU, 17-14	Waco	Sept. 20
1961	BU, 31-0	Waco	Sept. 23
2008	WF, 41-13	Waco	Aug. 28
2009	BU, 24-21	Winston-Salem	Sept. 5

**Waco:** BU leads, 3-1  
**Winston-Salem:** BU leads, 1-0  
**Neutral Sites:** BU leads, 1-0  
**Birmingham, Ala.:** BU leads, 1-0

# SERIES RECORDS

## WASHINGTON

### BAYLOR LEADS 4-1

Year	Score	Site	Date
1954	BU, 34-7	Waco	Oct. 16
1955	BU, 13-7	Seattle	Oct. 15
1964	UW, 35-14	Seattle	Sept. 26
1965	BU, 17-14	Waco	Sept. 25
2011	BU, 67-56	San Antonio [Alamo]	Dec. 29

Waco: BU leads, 2-0

Seattle: Tied, 1-1

Neutral Sites: BU leads, 1-0

San Antonio: BU leads, 1-0

## WASHINGTON STATE

### BAYLOR LEADS 4-2

YEAR	SCORE	SITE	DATE
1952	BU, 31-7	Waco	Oct. 4
1966	BU, 20-14	Spokane	Oct. 1
1967	BU, 10-7	Waco	Oct. 7
1994	WSU, 10-3	San Antonio [Alamo]	Dec. 31
2006	WSU, 17-15	Seattle	Sept. 16
2008	BU, 45-17	Waco	Sept. 12

Waco: BU leads, 3-0

Spokane: BU leads, 1-0

Neutral Sites: WSU leads, 2-0

San Antonio: WSU leads, 1-0

Seattle: WSU leads, 1-0

## WEATHERFORD

### BAYLOR LEADS 1-0

YEAR	SCORE	SITE	DATE
1900	BU, 16-0	Waco	Nov. 30

Waco: BU leads, 1-0

## WEST TEXAS A&M

### BAYLOR LEADS 2-0

Year	Score	Site	Date
1945	BU, 32-0	Waco	Sept. 29
1980	BU, 43-15	Waco	Sept. 20

Waco: BU leads, 2-0

## WEST VIRGINIA

### WEST VIRGINIA LEADS 7-4

YEAR	SCORE	SITE	DATE
2012	WVU, 70-63	Morgantown	Oct. 29
2013	BU, 73-42	Waco	Oct. 5
2014	WVU, 41-27	Morgantown	Oct. 18
2015	BU, 62-38	Waco	Oct. 17
2016	WVU, 24-21	Morgantown	Dec. 3
2017	WVU, 38-36	Waco	Oct. 21
2018	WVU, 58-14	Morgantown	Oct. 25
2019	BU, 17-14	Waco	Oct. 31
2020	WVU, 27-21	Morgantown 20T	Oct. 3
2021	BU, 45-20	Waco	Oct. 9
2022	WVU, 43-40	Morgantown	Oct. 13

Waco: BU leads, 4-1

Morgantown: WVU leads, 6-0

## WINCHESTER

### BAYLOR LEADS 1-0

YEAR	SCORE	SITE	DATE
1911	BU, 63-0	Waco	

Waco: BU leads, 1-0

## WOFFORD

### BAYLOR LEADS 1-0

YEAR	SCORE	SITE	DATE
2013	BU, 69-3	Waco	Aug. 31

Waco: BU leads, 1-0

## WYOMING

### BAYLOR LEADS 3-1

YEAR	SCORE	SITE	DATE
1949	BU, 32-13	Waco	Nov. 12
1950	UW, 7-0	Laramie	Sept. 23
1985	BU, 39-18	Waco	Sept. 7
1986	BU, 31-28	Laramie	Sept. 6

Waco: BU leads, 2-0

Laramie: Tied, 1-1



# BAYLOR VS. FBS CONFERENCES

ACC				
TEAM	ALL	H	A	N
Boston College	0-3	0-0	0-2	0-1
Clemson	1-0	0-0	0-0	1-0
Duke	0-3	0-1	0-2	0-0
Florida State	2-1	1-0	1-1	0-0
Georgia Tech	1-3	1-0	0-2	0-1
Louisville	1-0	0-0	1-0	0-0
Miami, Fla.	3-6	1-2	2-4	0-0
North Carolina	1-0	0-0	0-0	1-0
N.C. State	2-0	1-0	1-0	0-0
Pittsburgh	2-2	0-2	2-0	0-0
Syracuse	1-1	1-0	0-1	0-0
Virginia	0-0	0-0	0-0	0-0
Virginia Tech	0-0	0-0	0-0	0-0
Wake Forest	5-1	3-1	1-0	1-0
<b>TOTALS</b>	<b>19-20</b>	<b>8-6</b>	<b>8-12</b>	<b>3-2</b>

CONFERENCE USA				
TEAM	ALL	H	A	N
Florida Atlantic	0-0	0-0	0-0	0-0
Florida International	0-0	0-0	0-0	0-0
Louisiana Tech	5-1	3-1	0-0	2-0
Marshall	0-0	0-0	0-0	0-0
Middle Tennessee	0-0	0-0	0-0	0-0
North Texas	12-1	11-0	1-1	0-0
Old Dominion	0-0	0-0	0-0	0-0
Rice	50-30-2	22-10	28-20-2	0-0
Southern Miss	0-0	0-0	0-0	0-0
UAB	0-2	0-1	0-1	0-0
UTEP	2-0	1-0	1-0	0-0
UTSA	2-1	1-1	1-0	0-0
Western Kentucky	0-0	0-0	0-0	0-0
<b>TOTALS</b>	<b>71-35-2</b>	<b>39-13</b>	<b>30-22-2</b>	<b>2-0</b>

PAC-12				
TEAM	ALL	H	A	N
Arizona	1-0	0-0	0-0	1-0
Arizona State	0-1	0-0	0-1	0-0
Cal	2-1	0-0	2-1	0-0
Colorado	7-9	2-4	4-5	1-0
Oregon	0-0	0-0	0-0	0-0
Oregon State	1-3	1-1	0-1	0-1
Stanford	0-0	0-0	0-0	0-0
UCLA	1-0	0-0	0-0	1-0
USC	2-3	1-1	1-2	0-0
Utah	0-0	0-0-0	0-0-0	0-0-0
Washington	4-1	2-0	1-1	1-0
Washington State	4-2	3-0	1-0	0-2
<b>TOTALS</b>	<b>22-20</b>	<b>9-6</b>	<b>9-11</b>	<b>4-3</b>

AMERICAN				
TEAM	ALL	H	A	N
UCF	0-1	0-0	0-0	0-1
Cincinnati	0-0	0-0	0-0	0-0
Connecticut	0-2	0-0	0-2	0-0
East Carolina	0-0	0-0	0-0	0-0
Houston	14-13-1	8-6-1	6-7	0-0
Memphis	0-0	0-0	0-0	0-0
Navy	0-0	0-0	0-0	0-0
South Florida	1-0	1-0	0-0	0-0
SMU	39-36-7	20-18-3	19-18-4	0-0
Temple	0-0	0-0	0-0	0-0
Tulane	3-3	2-0	1-3	0-0
Tulsa	5-4	3-1	2-3	0-0
<b>TOTALS</b>	<b>62-59-8</b>	<b>34-25-4</b>	<b>28-33-4</b>	<b>0-1</b>

MID-AMERICAN				
TEAM	ALL	H	A	N
Akron	0-0	0-0	0-0	0-0
Ball State	0-0	0-0	0-0	0-0
Bowling Green	1-0	1-0	0-0	0-0
Buffalo	4-0	2-0	2-0	0-0
Central Michigan	0-0	0-0	0-0	0-0
Eastern Michigan	0-0	0-0	0-0	0-0
Kent State	1-0	1-0	0-0	0-0
Massachusetts	0-0	0-0	0-0	0-0
Miami (Ohio)	0-0	0-0	0-0	0-0
Northern Illinois	0-0	0-0	0-0	0-0
Ohio	0-0	0-0	0-0	0-0
Toledo	0-0	0-0	0-0	0-0
Western Michigan	0-0	0-0	0-0	0-0
<b>TOTALS</b>	<b>6-0</b>	<b>4-0</b>	<b>2-0</b>	<b>0-0</b>

SEC				
TEAM	ALL	H	A	N
Alabama	0-2	0-0	0-1	0-1
Arkansas	33-35-2	21-11-2	11-15	1-9
Auburn	2-1-1	0-0-1	2-0	0-1
Florida	0-1	0-0	0-0	0-1
Georgia	0-4	0-0	0-4	0-0
Kentucky	2-2	1-1	1-1	0-0
LSU	3-8	0-1	1-6	2-1
Mississippi	1-0	1-0	0-0	0-0
Mississippi State	2-1-1	0-1	1-0	1-0-1
Missouri	4-10	2-4	2-6	0-0
South Carolina	2-1	2-0	0-1	0-0
Tennessee	1-0	0-0	0-0	1-0
Texas A&M	31-68-9	20-34-6	10-32-3	1-2
Vanderbilt	2-0	1-0	1-0	0-0
<b>TOTALS</b>	<b>83-133-13</b>	<b>48-52-9</b>	<b>29-66-3</b>	<b>6-15-1</b>

BIG TEN				
TEAM	ALL	H	A	N
Illinois	1-1	1-0	0-0	0-1
Indiana	1-2	1-0	0-1	0-1
Iowa	0-0	0-0	0-0	0-0
Maryland	1-1	0-1	1-0	0-0
Michigan	0-1-1	0-0	0-1-1	0-0
Michigan State	0-2	0-0	0-1	0-1
Minnesota	0-1	0-1	0-0	0-0
Nebraska	1-11	0-4	1-7	0-0
Northwestern	0-0	0-0	0-0	0-0
Ohio State	0-2	0-0	0-2	0-0
Penn State	0-1	0-0	0-0	0-1
Purdue	0-1	0-0	0-1	0-0
Rutgers	0-0	0-0	0-0	0-0
Wisconsin	0-0	0-0	0-0	0-0
<b>TOTALS</b>	<b>4-23-1</b>	<b>2-6</b>	<b>2-13-1</b>	<b>0-4</b>

MOUNTAIN WEST				
TEAM	ALL	H	A	N
Air Force	3-1	2-0	1-0	0-1
Boise State	1-0	0-0	0-0	1-0
Colorado State	0-0	0-0	0-0	0-0
Fresno State	2-0	1-0	1-0	0-0
Hawai'i	0-0	0-0	0-0	0-0
Nevada	0-0	0-0	0-0	0-0
New Mexico	2-1	2-0	0-1	0-0
San Diego State	0-0	0-0	0-0	0-0
San Jose State	1-1	0-1	1-0	0-0
UNLV	2-1	1-1	1-0	0-0
Utah State	3-0	1-0	1-0	1-0
Wyoming	3-1	2-0	1-1	0-0
<b>TOTALS</b>	<b>17-5</b>	<b>9-2</b>	<b>6-2</b>	<b>2-1</b>

SUN BELT				
TEAM	ALL	H	A	N
Appalachian State	0-0	0-0	0-0	0-0
Arkansas State	1-0	1-0	0-0	0-0
Georgia State	0-0	0-0	0-0	0-0
Georgia Southern	0-0	0-0	0-0	0-0
Idaho	0-0	0-0	0-0	0-0
Louisiana-Lafayette	0-0	0-0	0-0	0-0
Louisiana-Monroe	2-0	1-0	1-0	0-0
New Mexico State	0-0	0-0	0-0	0-0
South Alabama	0-0	0-0	0-0	0-0
Texas State	9-0	8-0	1-0	0-0
Troy	0-0	0-0	0-0	0-0
<b>TOTALS</b>	<b>12-0</b>	<b>10-0</b>	<b>2-0</b>	<b>0-0</b>

INDEPENDENTS				
TEAM	ALL	H	A	N
Army	3-1	0-1	3-0	0-0
BYU	2-2	2-0	0-2	0-0
Notre Dame	0-2	0-0	0-2	0-0
<b>TOTALS</b>	<b>5-5</b>	<b>2-1</b>	<b>3-4</b>	<b>0-0</b>

# BAYLOR ON HOLIDAYS

## BAYLOR ON THANKSGIVING DAY (13-7-2)

	OPPONENT	SCORE	W-L	DATE
1901	Texas A&M	47-0	W	Nov. 28
1902	St. Edwards	28-0	W	Nov. 27
1904	TCU	0-5	L	Nov. 24
1907	TCU	16-8	W	Nov. 28
1908	TCU	23-8	W	Nov. 26
1909	TCU (Homecoming)	6-3	W	Nov. 25
1910	Southwestern	27-5	W	Nov. 24
1912	Texas A&M (Dallas)	0-53	L	Nov. 28
1914	Southwestern	6-7	L	Nov. 26
1915	TCU	51-0	W	Nov. 25
1917	at TCU	0-34	L	Nov. 29
1919	at TCU	7-0	W	Nov. 27
1920	at SMU	0-0	T	Nov. 25
1921	SMU	28-0	W	Nov. 24
1922	at SMU	24-0	W	Nov. 30
1923	at SMU	0-16	L	Nov. 29
1924	at Rice	17-9	W	Nov. 27
1925	at Rice	7-7	T	Nov. 26
1926	at Rice	9-7	W	Nov. 25
1927	at Rice	12-19	L	Nov. 24
1928	at Rice	25-14	W	Nov. 29
1994	Texas	35-63	L	Nov. 24
1995	at Texas	13-21	L	Nov. 23

## BAYLOR ON NEW YEAR'S EVE (3-5)

	OPPONENT	SCORE	W-L	
1954	Auburn	13-33	L	Gator Bowl
1960	Florida	12-13	L	Gator Bowl
1979	Clemson	24-18	W	Peach Bowl
1983	Oklahoma State	14-24	L	Bluebonnet Bowl
1986	Colorado	21-9	W	Bluebonnet Bowl
1991	Indiana	0-24	L	Copper Bowl
1992	Arizona	20-15	W	John Hancock Bowl
1994	Washington State	3-10	L	Alamo Bowl

## BAYLOR ON NEW YEAR'S DAY (3-6)

	OPPONENT	SCORE	W-L	
1949	Wake Forest	20-7	W	Dixie Bowl
1951	Georgia Tech	14-17	L	Orange Bowl
1956	Tennessee	13-7	W	Sugar Bowl
1975	Penn State	20-41	L	Cotton Bowl
1981	Alabama	2-30	L	Cotton Bowl
2014	UCF	42-52	L	Fiesta Bowl
2015	Michigan State	41-42	L	Cotton Bowl
2020	Georgia	14-26	L	Sugar Bowl
2022	Mississippi	21-7	W	Sugar Bowl

## BAYLOR ON HALLOWEEN (5-9)

	OPPONENT	SCORE	W-L	DATE
1904	Arkansas	17-6	W	Oct. 31
1920	Southwestern	0-7	L	Oct. 31
1925	Texas A&M	0-13	L	Oct. 31
1931	Texas Tech	32-0	W	Oct. 31
1936	at TCU	0-28	L	Oct. 31
1942	at TCU	10-7	W	Oct. 31
1953	TCU	25-7	W	Oct. 31
1959	TCU	0-14	L	Oct. 31
1964	at TCU	14-17	L	Oct. 31
1970	at TCU	17-24	L	Oct. 31
1998	at Notre Dame	3-27	L	Oct. 31
2009	Nebraska	10-20	L	Oct. 31
2019	West Virginia	17-14	W	Oct. 31
2020	TCU	23-33	L	Oct. 31



# NATIONAL RANKINGS HISTORY

The following is a list of all games in the history of Baylor football in which either Baylor or its opponent was ranked nationally by the *Associated Press* at the time of the game. The first number is Baylor's ranking with the opponent's ranking second. A dash indicates that either Baylor or its opponent was unranked, as applicable.

1936				
10/24	— 14	Texas A&M (HC)	T	0-0

1937				
10/23	15 13	Texas A&M	W	13-0
10/30	5 —	TCU	W	6-0
11/6	4 —	Texas	L	6-9
11/13	13 —	at SMU	L	7-13

1938				
10/22	17 —	Texas A&M	T	6-6
10/29	— 4	at TCU	L	7-39

1939				
10/21	19 16	at Nebraska	L	0-20
10/28	— 5	at Texas A&M	L	0-20

1940				
10/25	— 4	Texas A&M (HC)	L	7-14
11/23	— 18	SMU	L	4-7

1941				
10/25	— 9	at Texas A&M	L	0-48
11/8	— 1	Texas	T	7-7

1942				
10/31	— 9	at TCU	W	10-7
11/7	16 14	at Texas	L	0-20

1945				
11/10	— 17	at Texas	L	14-21
11/17	— 19	at Tulsa	L	7-26

1946				
10/12	— 18	at Arkansas	L	0-13
11/9	— 6	Texas	L	7-22
11/30	— 13	at Rice	L	6-38

1947				
10/25	17 —	at Texas A&M	L	0-24
11/8	— 8	at Texas	L	7-28
11/22	— 3	SMU	L	0-10
11/29	— 18	at Rice	L	6-34

1948				
10/9	— 13	at Arkansas	W	23-7
10/16	19 —	Texas Tech	W	13-0
10/30	20 —	at TCU	W	6-3
11/20	— 10	at SMU	L	6-13

1949				
10/15	20 —	at Texas Tech	W	28-7
10/22	11 —	at Texas A&M	W	21-0
10/29	10 —	TCU (HC)	W	40-14
11/5	6 —	at Texas	L	0-20
11/19	15 10	at SMU	W	35-26
11/26	9 7	at Rice	L	7-21

1950				
10/28	— 13	Texas A&M (HC)	W	27-20
11/11	— 5	Texas	L	20-27
11/18	— 15	at SMU	W	3-0

1951				
9/22	13 —	at Houston	W	19-0
10/6	19 —	at Tulane	W	27-14
10/13	12 —	Arkansas	W	9-7
10/20	10 —	Texas Tech	W	40-20
10/27	7 16	at Texas A&M	T	21-21
11/3	8 —	TCU (HC)	L	7-20
11/10	16 10	at Texas	W	18-6
11/17	10 —	Wake Forest	W	42-0
11/24	10 —	SMU	W	14-13
12/1	9 —	at Rice	W	34-13
1/1	9 5	vs. Georgia Tech (Orange Bowl)	L	14-17

1952				
11/8	— 13	Texas	L	33-35

1953				
9/19	20 14	at California	W	25-0
10/2	10 —	at Miami, Fla.	W	21-13
10/10	9 —	Arkansas	W	14-7
10/17	8 —	Vanderbilt	W	47-6
10/24	6 15	at Texas A&M	W	14-13
10/31	3 —	TCU (HC)	W	25-7
11/7	3 19	at Texas	L	20-21
11/14	9 —	Houston	L	7-37
11/28	17 8	at Rice	L	19-41

1954				
9/25	10 —	at Vanderbilt	W	25-19
10/1	10 —	at Miami, Fla.	L	13-19
10/30	— 17	at TCU	W	12-7
11/6	20 —	Texas	W	13-7
11/13	20 11	at SMU	W	33-21
11/27	9 —	Rice	L	14-20
12/31	18 13	vs. Auburn (Gator Bowl)	L	13-33

1955				
9/24	18 —	at Villanova	W	19-2
10/1	20 1	Maryland	L	6-20
10/15	— 12	at Washington	W	13-7
10/22	16 12	at Texas A&M	L	7-19
10/29	— 14	TCU (HC)	L	6-28

1956				
10/6	16 —	at Maryland	W	14-0
10/13	10 —	at Arkansas	W	14-7
10/27	8 7	Texas A&M (HC)	L	13-19
11/3	15 —	at TCU	L	6-7
11/24	16 —	at SMU	W	26-0
12/1	15 —	Rice	W	46-13
1/1	11 2	Tennessee	W	13-7

1957				
9/21	7 —	Villanova	W	7-0
9/28	11 —	Houston	W	14-6
10/5	11 —	at Miami, Fla.	L	7-13
10/12	— 11	Arkansas	L	17-20
10/26	— 2	at Texas A&M	L	0-14
11/30	— 9	at Rice	L	0-20

1958				
11/1	— 18	at TCU	L	0-22

1959				
10/3	— 1	LSU	L	0-22
10/10	— 19	Arkansas	L	7-23
10/31	— 15	TCU (HC)	L	0-14
11/7	— 3	at Texas	L	12-13
11/14	— 4	at USC	L	8-17

1960				
10/8	20 9	at Arkansas	W	28-14
10/15	7 —	at Texas Tech	W	14-7
10/22	7 —	at Texas A&M (HC)	W	14-0
10/29	7 —	at TCU	L	6-14
11/5	11 —	Texas	L	7-12
11/26	19 12	Rice	W	12-7
12/31	12 18	vs. Florida (Gator Bowl)	L	12-13

1961				
10/14	9 —	Arkansas	L	13-23
11/11	— 1	at Texas	L	7-33
12/9	— 10	vs. Utah State (Gotham Bowl)	W	24-9

1962				
10/13	— 8	at Arkansas	L	21-28
11/10	— 5	Texas	L	12-27

1963				
11/9	— 1	at Texas	L	0-7

1964				
9/26	— 7	at Washington	L	14-35
10/10	— 9	Arkansas	L	6-17
11/7	— 7	Texas	L	14-20

1965				
10/9	— 3	Arkansas	L	7-38

1966				
9/10	— 7	Syracuse	W	35-12
9/24	10 —	Colorado	L	7-13
10/8	— 5	at Arkansas	W	7-0

1967				
9/16	— 10	at Colorado	L	7-27

1968				
9/21	— 15	at Indiana	L	36-40
10/5	— 10	at LSU	L	16-48
10/12	— 14	at Arkansas	L	19-35
11/9	— 10	Texas	L	26-47

1969				
10/4	— 16	at LSU	L	8-63
10/11	— 3	Arkansas	L	7-21
11/8	— 2	at Texas	L	14-56

1970				
9/11	— 11	at Missouri	L	0-38
10/10	— 10	Arkansas	L	7-41
11/7	— 1	Texas	L	14-21

1971				
10/9	— 17	Arkansas	L	7-35
11/6	— 15	at Texas	L	0-24

1972				
9/16	— 16	at Georgia	L	14-24
10/14	— 20	at Arkansas	L	20-31
11/11	— 9	Texas	L	3-17

1973				
9/15	— 11	Oklahoma	L	14-42
11/10	— 13	at Texas	L	6-42
11/17	— 12	at Texas Tech	L	24-55

1974				
9/14	— 1	at Oklahoma	L	11-28
9/28	— 12	Oklahoma State	W	31-14
10/12	— 14	at Arkansas	W	21-17
10/26	— 8	Texas A&M (HC)	L	0-20
11/9	— 12	Texas	W	34-24
11/16	— 20	Texas Tech	W	17-10
11/23	16 —	at SMU	W	31-14
11/30	16 —	Rice	W	24-3
1/1	12 7	vs. Penn State (Cotton Bowl)	L	20-41

1975				
9/27	— 9	at Michigan	T	14-14
10/4	18 —	at South Carolina	L	13-24
10/25	— 5	at Texas A&M	L	10-19
11/8	— 7	at Texas	L	21-37

1976				
9/25	— 14	at Illinois	W	34-19
11/6	— 12	Arkansas (HC)	T	7-7
12/4	18 9	at Texas Tech	L	21-24

1977				
9/10	— 8	Texas Tech	L	7-17
9/24	— 14	at Nebraska	L	10-31
10/1	— 19	at Houston	L	24-28
10/15	— 13	Texas A&M	L	31-38
11/5	— 8	Arkansas (Little Rock, Ark.)	L	9-35
11/19	— 1	at Texas	L	7-29

1978				
9/30	— 13	at Ohio State	L	28-34
10/21	— 12	at Texas A&M	W	24-6
11/11	— 16	Arkansas (HC)	L	14-27
11/25	— 9	Texas	W	38-14

# NATIONAL RANKINGS HISTORY

## 1979

9/22	— 2	Alabama	L	0-45
10/6	— 6	at Houston	L	10-13
11/10	17 9	at Arkansas	L	20-29
11/17	20 —	Rice	W	45-14
11/24	17 6	at Texas	L	0-13
12/31	19 18	vs. Clemson (Peach Bowl)	W	24-18

## 1980

10/4	20 —	Houston	W	24-12
10/11	18 20	SMU	W	32-28
10/18	13 —	at Texas A&M	W	46-7
10/25	11 —	at TCU	W	21-6
11/1	10 —	San Jose State	L	22-30
11/8	16 —	Arkansas (HC)	W	42-15
11/15	12 —	at Rice	W	16-6
11/22	11 20	Texas	W	16-0
1/1	6 9	vs. Alabama (Cotton Bowl)	L	2-30

## 1981

10/10	— 14	at SMU	L	20-37
11/7	— 19	Arkansas (Little Rock, Ark.)	L	39-41
11/21	— 8	at Texas	L	12-34

## 1982

9/11	— 14	at Ohio State	L	14-21
10/9	— 6	SMU	L	19-22
11/6	— 5	Arkansas (HC)	W	24-17
11/20	— 17	Texas	L	23-31

## 1983

10/8	— 13	at SMU	L	26-42
11/19	— 2	at Texas	L	21-24
12/31	20 —	vs. Oklahoma St. (Bluebonnet Bowl)	L	14-24

## 1984

9/8	— 13	at BYU	L	13-47
9/22	— 11	at Oklahoma	L	15-34
10/13	— 7	SMU	L	20-24
11/24	— 6	Texas	W	24-10

## 1985

9/14	— 18	at Georgia	L	14-17
9/21	— 3	at USC	W	20-13
10/5	19 —	at Houston	W	24-21
10/12	19 16	at SMU	W	21-14
10/19	14 —	Texas A&M	W	20-15
10/26	13 —	TCU (HC)	W	45-0
11/9	8 10	at Arkansas	L	14-20
11/16	17 —	Rice	W	34-10
11/23	15 —	at Texas	L	10-17

## 1986

9/6	12 —	at Wyoming	W	31-28
9/13	12 —	Louisiana Tech	W	38-7
9/20	9 —	USC	L	14-17
9/27	17 —	at Texas Tech	W	45-14
10/4	13 —	Houston	W	27-13
10/11	13t20	SMU	L	21-27
10/18	t2011	at Texas A&M	L	30-31
11/8	— 10	Arkansas (HC)	W	29-14
11/15	18 —	at Rice	W	23-17
11/22	17 —	Texas	W	18-13
12/31	14 —	vs. Colorado (Bluebonnet Bowl)	W	21-9

## 1988

11/5	— 11	Arkansas (HC)	L	3-33
------	------	---------------	---	------

## 1989

9/9	— 8	at Oklahoma	L	7-33
10/7	— 12	at Houston	L	10-66
10/21	— 23	Texas A&M	L	11-14
11/11	— 10	at Arkansas	L	10-19

## 1990

9/1	— 7	at Nebraska	L	0-13
10/6	— 13	Houston	L	15-31
10/20	— 25	at Texas A&M	T	20-20
10/27	— 24	at TCU	W	27-21
11/24	— 6	Texas	L	13-23

## 1991

9/14	23 13	at Colorado	W	16-14
9/21	14 —	Missouri	W	47-21
9/28	12 —	at SMU	W	45-7
10/5	11 —	at Houston	W	38-21
10/12	8 —	Rice	L	17-20
10/19	16 19	Texas A&M	L	12-34
10/26	22 —	TCU (HC)	W	26-9
11/2	21 24	at Arkansas	W	9-5
11/16	20 —	Texas Tech	L	24-31

## 1992

9/12	— 12	Colorado	L	38-57
10/24	— 5	at Texas A&M	L	13-19
12/31	— 22	Arizona	W	20-15

## 1993

9/4	— 25	Fresno State	W	42-39
9/11	24 10	at Colorado	L	21-45
10/16	— 13	Texas A&M	L	17-34

## 1994

9/24	— 19	at USC	L	27-37
10/15	— 7	at Texas A&M	L	21-41

## 1995

9/30	— 24	Texas Tech	W	9-7
10/21	— 22	Texas A&M	L	9-24
11/23	— 9	at Texas	L	13-21

## 1996

10/12	— 5	at Nebraska	L	0-49
-------	-----	-------------	---	------

## 1997

8/30	— 13	Miami, Fla.	L	14-45
9/20	— 8	at Michigan	L	3-38
10/11	— 3	Nebraska	L	21-49

## 1998

9/19	— 20	North Carolina State	W	33-30
9/26	— 15	at Colorado	L	16-18
10/17	— 10	Texas A&M	L	14-35
10/31	— 16	at Notre Dame	L	3-27
11/7	— 4	Kansas State (HC)	L	6-49

## 1999

9/25	— 22	Texas	L	0-62
10/9	— 13	at Texas A&M	L	13-45
10/30	— 6	at Kansas State	L	7-48

## 2000

10/21	— 1	at Nebraska	L	0-59
10/28	— 22	at Texas	L	14-48
11/4	— 1	Oklahoma	L	7-56

## 2001

10/6	— 24	at Texas A&M	L	10-16
10/13	— 4	Nebraska	L	7-48
10/20	— 2	at Oklahoma	L	17-33
11/3	— 5	Texas	L	10-49

## 2002

10/19	— 23	at Colorado	L	0-34
10/26	— 20	Kansas State (HC)	L	10-44
11/9	— 4	at Texas	L	0-41
11/16	— 4	Oklahoma	L	9-49

## 2003

10/25	— 18	Texas	L	0-56
11/15	— 1	at Oklahoma	L	3-41
11/22	— 24	Oklahoma State	L	21-38

## 2004

10/2	— 5	at Texas	L	14-44
10/30	— 16	Texas A&M <i>OT</i>	W	35-34
11/13	— 25	at Oklahoma State	L	21-49
11/20	— 2	Oklahoma	L	0-35

## 2005

10/29	— 17	Texas Tech (HC)	L	0-28
11/5	— 2	Texas	L	0-62

## 2006

9/3	— 22	TCU	L	7-17
10/14	— 6	at Texas	L	31-63
10/28	— 22	Texas A&M	L	21-31
11/18	— 16	Oklahoma	L	10-36

## 2007

9/1	— 22	at TCU	L	0-27
10/13	— 20	at Kansas	L	10-58
10/20	— 19	Texas	L	10-31
11/10	— 4	at Oklahoma	L	21-52

## 2008

8/28	— 23	Wake Forest	L	13-41
10/4	— 1	Oklahoma	L	17-49
10/18	— 8	at Oklahoma State	L	6-34
11/1	— 14	Missouri (HC)	L	28-31
11/8	— 5	at Texas	L	21-45
11/29	— 7	at Texas Tech	L	28-35

## 2009

10/10	— 19	at Oklahoma	L	7-33
10/24	— 14	Oklahoma State (HC)	L	7-34
11/14	— 2	Texas	L	14-47

## 2010

9/18	— 4	at TCU	L	10-45
10/30	25 —	at Texas	W	30-22
11/6	22 19	at Oklahoma State	L	28-55
11/13	— 23	Texas A&M	L	30-42
11/20	— 16	Oklahoma	L	24-53

## 2011

9/2	— 14	TCU	W	50-48
9/17	19 —	Stephen F. Austin	W	48-0
9/24	17 —	Rice	W	56-31
10/1	15 —	at Kansas State	L	35-36
10/8	25 —	Iowa State	W	49-26
10/15	20 21	at Texas A&M	L	28-55
10/29	— 3	at Oklahoma State	L	24-59
11/19	25 5	Oklahoma	W	45-38
11/26	21 —	vs. Texas Tech (Arlington, Texas)	W	66-42
12/3	19 —	Texas	W	48-24
12/29	15 —	vs. Washington (Alamo Bowl)	W	67-56

## 2012

9/29	25 9	at West Virginia	L	63-70
11/10	— 14	at Oklahoma	L	34-42
11/17	— 2	Kansas State	W	52-24
12/1	— 24	Oklahoma State	W	41-34
12/27	— 17	vs. UCLA (Holiday Bowl)	W	49-26

## 2013

9/7	23 —	Buffalo	W	70-13
9/21	20 —	ULM	W	70-7
10/5	17 —	West Virginia	W	73-42
10/12	15 —	at Kansas State	W	35-25
10/19	12 —	Iowa State (HC)	W	71-7
10/26	6 —	at Kansas	W	59-14
11/7	5 12	Oklahoma	W	41-12
11/16	4 —	vs. Texas Tech (Arlington, Texas)	W	63-34
11/23	3 11	at Oklahoma State	L	17-49
11/30	9 —	at TCU	W	41-38
12/7	9 23	Texas	W	30-10
1/1	6 15	vs. UCF (Fiesta Bowl)	L	42-52

## 2014

8/31	10 —	SMU	W	45-0
9/6	10 —	Northwestern State	W	70-6
9/12	8 —	at Buffalo	W	63-21
9/27	7 —	at Iowa State	W	49-28
10/4	7 —	at Texas	W	28-7
10/11	5 9	TCU	W	61-58
10/18	4 —	at West Virginia	L	27-41
11/1	12 —	Kansas (HC)	W	60-14
11/8	10 16	at Oklahoma	W	48-14
11/22	6 —	Oklahoma State	W	49-28
11/29	5 —	vs. Texas Tech (Arlington, Texas)	W	48-46
12/6	5 9	Kansas State	W	38-27
1/1	4 7	vs. Michigan State (Cotton Bowl)	L	41-42

# NATIONAL RANKINGS HISTORY

## 2015

9/4	4	—	at SMU	W	56-21
9/12	4	—	Lamar	W	66-31
9/26	5	—	Rice	W	70-17
10/3	5	—	vs. Texas Tech (Arlington, Texas)	W	63-35
10/10	3	—	at Kansas	W	66-7
10/17	2	—	West Virginia	W	62-38
10/24	2	—	Iowa State (HC)	W	45-27
11/5	2	—	at Kansas State	W	31-24
11/14	4	12	Oklahoma	L	34-44
11/21	10	4	at Oklahoma State	W	45-35
11/27	7	15	at TCU <i>20T</i>	L	21-28
12/5	12	—	Texas	L	17-23
12/29	18	10	vs. North Carolina (Russell Athletic Bowl)	W	49-38

Baylor as a ranked team: 126-62-2  
 Ranked Baylor vs. ranked opponent: 26-35-1  
 Baylor vs. ranked opponents: 59-195-6  
 Baylor vs. No. 1-ranked opponents: 0-11-1  
 Baylor vs. Top 10 opponents: 21-98-2

## 2016

9/2	23	—	Northwestern State	W	55-7
9/10	23	—	SMU	W	40-13
9/16	21	—	at Rice	W	38-10
9/24	16	—	Oklahoma State	W	35-24
10/1	13	—	at Iowa State	W	45-42
10/15	13	—	Kansas	W	49-7
10/29	8	—	at Texas	L	34-35
11/5	13	—	TCU	L	22-62
11/12	25	9	at Oklahoma	L	24-45
12/3	—	14	at West Virginia	L	21-24

## 2017

9/23	—	3	Oklahoma	L	41-49
10/14	—	14	at Oklahoma State	L	16-59
10/21	—	23	West Virginia	L	36-38
11/24	—	10	at TCU	L	22-45

## 2018

9/29	—	6	at Oklahoma	L	33-66
10/13	—	9	at Texas	L	17-23
10/25	—	13	at West Virginia	L	14-58
11/10	—	23	at Iowa State	L	14-28

## 2019

10/12	22	—	Texas Tech <i>20T</i>	W	33-30
10/19	18	—	at Oklahoma State	W	45-27
10/31	12	—	West Virginia	W	17-14
11/9	11	—	at TCU <i>30T</i>	W	29-23
11/16	12	10	Oklahoma	L	31-34
11/23	13	—	Texas	W	24-10
11/30	11	—	at Kansas	W	61-6
12/7	8	6	vs. Oklahoma (Big 12 Championship) <i>OT</i>	L	23-30
1/1	8	5	vs. Georgia (Sugar Bowl)	L	14-26

## 2020

11/7	—	17	at Iowa State	L	31-38
12/5	—	13	at Oklahoma	L	14-17
12/12	—	18	Oklahoma State	L	3-42

## 2021

9/25	—	14	Iowa State	W	31-29
10/2	21	19	at Oklahoma State	L	14-24
10/16	—	19	BYU	W	38-24
10/30	16	—	Texas	W	31-24
11/6	14	—	at TCU	L	28-30
11/13	18	4	Oklahoma	W	27-14
11/20	11	—	at Kansas State	W	20-10
11/27	9	—	Texas Tech	W	27-24
12/4	9	7	vs. Oklahoma State	W	21-16
1/1	6	8	vs. Mississippi	W	21-7

## 2022

9/3	10	—	UAlbany	W	69-10
9/10	9	21	at BYU <i>20T</i>	L	20-26
9/17	17	—	Texas State	W	42-7
9/24	17	—	at Iowa State	W	31-24
10/1	16	9	Oklahoma State	L	25-36
11/12	—	23	Kansas State	L	3-31
11/19	—	4	TCU	L	28-29
11/25	—	24	at Texas	L	27-38

# MISCELLANEOUS HISTORY

## FINAL RANKINGS

AP	COACHES
1949 – t20th	1950 – t15th
1951 – 9th	1951 – 9th
1954 – 18th	1956 – 11th
1956 – 11th	1960 – t11th
1960 – 12th	1963 – 20th
1974 – 14th	1974 – 14th
1979 – 14th	1976 – t19th
1980 – 14th	1979 – 15th
1985 – 17th	1980 – 13th
1986 – 12th	1985 – 15th
2011 – 13th	1986 – 13th
2012 – RV	2011 – 12th
2013 – 13th	2012 – RV
2014 – 7th	2013 – 13th
2015 – 13th	2014 – 8th
2019 – 13th	2015 – 13th
2021 – 5th	2019 – 12th
	2021 – 6th

## RECORD IN...

SITE	RECORD	PCT.
Alabama	3-2	.600
Arkansas	12-23	.343
Arizona	1-3	.250
California	7-3	.700
Colorado	7-5	.583
Connecticut	0-1	.000
Florida	4-8	.333
Georgia	1-6	.143
Illinois	1-0	1.000
Indiana	0-4	.000
Iowa	5-6	.455
Kansas	11-9	.550
Kentucky	2-1	.333
Louisiana	12-16	.429
Maryland	1-0	1.000
Massachusetts	0-2	.000
Michigan	0-2-1	.167
Mississippi	1-0	1.000
Missouri	2-6	.250
Nebraska	1-7	.125
Nevada	1-0	1.000
New Mexico	0-1	.000
New York	6-1	.857
North Carolina	2-2	.500
Ohio	0-2	.000
Oklahoma	15-32	.312
Oregon	0-2	.000
Pennsylvania	3-1	.750
South Carolina	0-1	.000
Tennessee	2-0-1	.833
Texas	523-429-42	.547
Utah	1-2	.333
Washington	2-2	.500
West Virginia	0-6	.000
Wyoming	1-1	.500

## HOME HISTORY

SITE	RECORD	PCT.
Astrodome	5-6	.455
AT&T Stadium	6-5	.545
Alamodome	2-1	.667
Superdome	1-2	.333
University of Phoenix Stadium	0-1	.000
NRG Stadium	1-1	.500
<b>TOTALS</b>	<b>15-16</b>	<b>.484</b>

## OVERTIME HISTORY

Overall: 7-8 (.467)

One Overtime: 4-4 (.500)  
Double Overtime: 1-3 (.250)  
Triple Overtime: 2-1 (.667)

Home: 3-2 (.600)  
Away: 3-5 (.375)  
Neutral: 1-1 (.500)

## LAST TIME RECORD WAS...

0-1: 2017	4-7: 2009
0-2: 2017	4-8: 2009
0-3: 2017	
0-4: 2017	5-0: 2019
0-5: 2017	5-1: 2021
0-6: 2017	5-2: 2010
0-7: 2017	5-3: 2022
0-8: 2017	5-4: 2018
0-9: 1969	5-5: 2018
0-10: 1969	5-6: 2018
0-11: never	
	6-0: 2019
	6-1: 2021
1-0: 2022	6-2: 2016
1-1: 2022	6-3: 2022
1-2: 2020	6-4: 2022
1-3: 2020	6-5: 2022
1-4: 2020	6-6: 2022
1-5: 2020	6-7: 2022
1-6: 1999	
1-7: 1999	7-0: 2019
1-8: 2017	7-1: 2021
1-9: 2017	7-2: 2021
1-10: 2017	7-3: 2011
1-11: 2017	7-4: 2010
	7-5: 2012
2-0: 2021	7-6: 2018
2-1: 2022	
2-2: 2008	8-0: 2019
2-3: 2008	8-1: 2015
2-4: 2004	8-2: 2021
2-5: 2020	8-3: 2011
2-6: 2020	8-4: 1991
2-7: 2020	8-5: 2012
2-8: 2001	
2-9: 2000	9-0: 2019
	9-1: 2019
3-0: 2021	9-2: 2021
3-1: 2022	9-3: 2015
3-2: 2022	
3-3: 2022	10-0: never
3-4: 2012	10-1: 2019
3-5: 2009	10-2: 2021
3-6: 2008	10-3: 2015
3-7: 2008	
3-8: 2007	11-0: never
3-9: 2007	11-1: 2019
	11-2: 2021
4-0: 2021	11-3: 2019
4-1: 2021	
4-2: 2018	12-0: never
4-3: 2022	12-1: never
4-4: 2018	12-2: 2021
4-5: 2012	
4-6: 2009	

## LAST TIME CONFERENCE RECORD WAS...

0-1: 2017	3-3: 2018
0-2: 2017	3-4: 2018
0-3: 2017	3-5: 2018
0-4: 2017	3-6: 2016
0-5: 2017	
0-6: 2007	4-0: 2019
0-7: 2007	4-1: 2021
0-8: 2007	4-2: 2022
	4-3: 2022
	4-4: 2022
	4-5: 2022
1-0: 2022	5-0: 2019
1-1: 2022	5-1: 2015
1-2: 2022	5-2: 2021
1-3: 2020	5-3: 2011
1-4: 2020	
1-5: 2020	6-0: 2019
1-6: 2017	6-1: 2019
1-7: 2017	6-2: 2021
	6-3: 2015
2-0: 2021	7-0: 1980
2-1: 2021	7-1: 2019
2-2: 2022	7-2: 2021
2-3: 2018	
2-4: 1984	8-0: 1980
2-5: 2020	8-1: 2019
2-6: 2020	
2-7: 2020	3-0: 2019
	3-1: 2021
	3-2: 2022
	9-0: never

## LONGEST WINNING STREAKS

W	TIME PERIOD	ENDED
1. 13	11/17/2012-11/16/2013	Oklahoma State (L, 17-49, 11/23/13)
2. 11	11/24/2018-11/9/2019	Oklahoma (L, 31-34, 11/16/19)
3. 10	11/7/1936-10/30/1937	Texas (L, 6-9, 11/6/1937)
4. 9	11/5/2011-9/21/2012	West Virginia (L, 63-70, 9/29/2012)
9	1915-1916	Texas A&M (L, 0-3, 11/11/1916)
6. 8	1916-11/3/1917	Texas A&M (L, 0-7, 11/10/1917)
8	1921-1922	at Boston College (L, 0-33, 11/11/1922)
8	12/31/1979-10/25/1980	San Jose State (L, 22-30, 11/1/1980)
8	9/4/2015-11/5/2015	Oklahoma (L, 34-44, 11/14/2015)
10. 7	11/12/1928-10/19/1929	at Centenary (L, 12-27, 10/26/1929)
7	12/31/1948-10/29/1949	at Texas (L, 0-20, 11/5/1949)
7	11/10/1956-9/28/1957	at Miami, Fla. (L, 7-13, 10/5/1957)
7	12/29/2015-10/15/2016	at Austin, Texas (L, 34-35, 10/29/2016)
14. 6	1935	TCU (L, 0-28, 11/2/1935)
6	11/25/1950-10/20/1951	at Texas A&M (T, 21-21, 10/27/1951)
6	9/19/1953-10/31/1953	at Texas (L, 20-21, 11/7/1953)
6	10/23/1959-10/22/1960	at TCU (L, 6-14, 10/29/1960)
6	9/21/1985-10/26/1985	at Arkansas (L, 14-20, 11/9/1985)
6	10/25/1986-9/5/1987	at Missouri (L, 18-23, 9/12/1987)
6	8/31/2014-10/11/2014	at West Virginia (L, 27-41, 10/18/2014)
6	11/13/2021-9/3/2022	at BYU (9/10/2022)

## LONGEST UNBEATEN STREAKS

G	TIME PERIOD	ENDED
1. 13	11/17/2012-11/16/2013	Oklahoma State (L, 17-49, 11/23/13)
2. 11	11/24/2018-11/9/2019	Oklahoma (L, 31-34, 11/16/19)
3. 10	11/7/1936-10/30/1937	Texas (L, 6-9, 11/6/1937)
4. 9	11/5/2011-9/21/2012	West Virginia (L, 63-70, 9/29/2012)
9	1915-1916	Texas A&M (L, 0-3, 11/11/1916)
6. 8	1916-11/3/1917	Texas A&M (L, 0-7, 11/10/1917)
8	1921-1922	at Boston College (L, 0-33, 11/11/1922)
8	11/27/1948-10/29/1949	at Texas (L, 0-20, 11/5/1949)
8	12/31/1979-10/25/1980	San Jose State (L, 22-30, 11/1/1980)
8	9/4/2015-11/5/2015	Oklahoma (L, 34-44, 11/14/2015)
11. 7	1899-1901	Oklahoma (L, 6-17, 10/26/1901)
7	1909-1910	Texas (L, 0-1, 11/8/1910)
7	1923	SMU (L, 0-16, 11/29/1923)
7	11/12/1928-10/19/1929	at Centenary (L, 12-27, 10/26/1929)
7	11/25/1950-10/27/1951	TCU (L, 7-20, 11/3/1951)
7	11/10/1956-9/28/1957	at Miami, Fla. (L, 7-13, 10/5/1957)
7	12/29/2015-10/15/2016	at Austin, Texas (L, 34-35, 10/29/2016)

## LONGEST LOSING STREAKS

L	TIME PERIOD	ENDED
1. 11	9/20/1969-9/11/1970	at Army (W, 10-7, 9/19/1970)
2. 10	10/28/1967-10/12/1968	Texas A&M (W, 10-9, 10/26/1970)
10	10/17/1998-9/25/1999	North Texas (W, 23-10, 10/2/1999)
4. 9	10/1/1971-9/16/1972	at Missouri (W, 27-0, 9/23/1972)
9	10/13/1973-9/21/1974	Oklahoma State (W, 31-14, 9/28/1974)
9	10/12/2002-9/6/2003	SMU (W, 10-7, 9/13/2003)
9	9/29/2007-8/28/2008	Northwestern State (W, 51-6, 9/6/2008)
8. 8	10/12/1946-11/30/1946	Stephen F. Austin (W, 34-0, 9/19/1947)
8	10/30/2000-11/18/2000	Arkansas State (W, 24-3, 9/8/2001)
8	9/29/2001-11/17/2001	Southern Illinois (W, 56-12, 11/24/2001)
8	10/11/2003-9/4/2004	Texas State (W, 24-17, 9/11/2004)
8	9/2/2017-10/28/2017	Kansas (W, 38-9, 11/4/2017)

## LONGEST WINLESS STREAKS

G	TIME PERIOD	ENDED
1. 11	10/14/1967-10/12/1968	Texas A&M (W, 10-9, 10/26/1970)
11	9/20/1969-9/11/1970	at Army (W, 10-7, 9/19/1970)
3. 10	10/17/1998-9/25/1999	North Texas (W, 23-10, 10/2/1999)
4. 9	10/1/1971-9/16/1972	at Missouri (W, 27-0, 9/23/1972)
9	10/13/1973-9/21/1974	Oklahoma State (W, 31-14, 9/28/1974)
9	10/12/2002-9/6/2003	SMU (W, 10-7, 9/13/2003)
9	9/29/2007-8/28/2008	Northwestern State (W, 51-6, 2008)
8. 8	10/12/1946-11/30/1946	Stephen F. Austin (W, 34-0, 9/19/1947)
8	10/30/2000-11/18/2000	Arkansas State (W, 24-3, 9/8/2001)
8	9/29/2001-11/17/2001	Southern Illinois (W, 56-12, 11/24/2001)
8	10/11/2003-9/4/2004	Texas State (W, 24-17, 9/11/2004)

## LONGEST SCORING STREAKS

G	TIME PERIOD	Record
1. 188	9/8/2007-present	108-80
2. 89	12/31/1979-10/24/1987	55-32-2
3. 59	9/23/1950-11/5/1955	37-19-3
4. 50	9/5/1992-10/5/1996	29-21
5. 31	10/19/1996-9/18/1999	5-26
6. 29	11/16/1963-10/22/1966	16-13
29	11/6/1976-9/15/1979	13-15-1
8. 27	1936-10/14/1939	21-5-1
9. 25	11/7/1987-11/25/1989	12-13



# HOMECOMING HISTORY

## BAYLOR IN HOMECOMING GAMES (50-43-4)

YEAR	OPPONENT	SCORE	W-L	DATE
1909	TCU	6-3	W	Nov. 25
1915	TCU	51-0	W	Nov. 25
1924	Texas A&M	15-7	W	Nov. 1
1925	Texas A&M	0-13	L	Oct. 31
1926	Texas A&M	20-9	W	Oct. 30
1927	TCU	0-14	L	Oct. 29
1928	Texas	0-6	L	Nov. 10
1929	TCU	7-34	L	Nov. 23
1930	Texas	0-14	L	Nov. 8
1931	TCU	6-19	L	Nov. 21
1932	Texas A&M	0-0	T	Oct. 22
1933	TCU	7-0	W	Nov. 4
1934	Texas A&M	7-10	L	Oct. 27
1935	TCU	0-28	L	Nov. 2
1936	Texas A&M	0-0	T	Oct. 24
1937	TCU	6-0	W	Oct. 30
1938	Texas A&M	6-6	T	Oct. 22
1939	TCU	27-0	W	Nov. 4
1940	Texas A&M	7-14	L	Oct. 26
1941	TCU	12-23	L	Nov. 1
1942	Texas A&M	6-0	W	Oct. 24
1943-44	<b>NO TEAM — WORLD WAR II</b>			
1945	TCU	6-7	L	Oct. 6
1946	Texas A&M	0-14	L	Oct. 26
1947	TCU	7-14	L	Nov. 1
1948	Texas A&M	20-14	W	Oct. 23
1949	TCU	40-14	W	Oct. 29
1950	Texas A&M	27-20	W	Oct. 28
1951	TCU	7-20	L	Nov. 3
1952	Texas A&M	21-20	W	Oct. 25
1953	TCU	25-7	W	Oct. 31
1954	Texas A&M	20-7	W	Oct. 23
1955	TCU	6-28	L	Oct. 29
1956	Texas A&M	13-19	L	Oct. 27
1957	TCU	6-19	L	Nov. 2
1958	Texas A&M	27-33	L	Oct. 25
1959	TCU	0-14	L	Oct. 31
1960	Texas A&M	14-0	W	Oct. 22
1961	TCU	28-14	W	Nov. 4
1962	Texas A&M	3-6	L	Oct. 27
1963	TCU	32-13	W	Nov. 2
1964	Texas A&M	20-16	W	Oct. 24
1965	TCU	7-10	L	Oct. 30
1966	Texas A&M	13-17	L	Oct. 22
1967	TCU	7-29	L	Nov. 4
1968	Texas A&M	10-9	W	Oct. 26
1969	TCU	14-31	L	Nov. 1
1970	Texas A&M	29-24	W	Oct. 24
1971	TCU	27-34	L	Oct. 30
1972	Texas A&M	15-13	W	Oct. 28
1973	TCU	28-34	L	Nov. 3
1974	Texas A&M	0-20	L	Oct. 26
1975	TCU	24-6	W	Nov. 1
1976	Arkansas	7-7	T	Nov. 6
1977	Air Force	38-7	W	Oct. 22
1978	Arkansas	14-27	L	Nov. 11
1979	TCU	16-3	W	Oct. 27
1980	Arkansas	42-15	W	Nov. 8
1981	TCU	34-21	W	Oct. 24
1982	Arkansas	24-17	W	Nov. 6
1983	TCU	56-21	W	Oct. 22
1984	Arkansas	9-14	L	Nov. 10
1985	TCU	45-0	W	Oct. 26
1986	Arkansas	29-14	W	Nov. 8
1987	TCU	0-24	L	Oct. 24
1988	Arkansas	3-33	L	Nov. 5
1989	TCU	27-9	W	Oct. 28

YEAR	OPPONENT	SCORE	W-L	DATE
1990	Arkansas	34-3	W	Nov. 10
1991	TCU	26-9	W	Oct. 26
1992	Georgia Tech	31-27	W	Nov. 7
1993	TCU	13-18	L	Oct. 23
1994	Houston	52-13	W	Oct. 29
1995	TCU	27-24	W	Oct. 28
1996	Iowa State	49-21	W	Oct. 26
1997	Texas	23-21	W	Nov. 1
1998	Kansas State	6-49	L	Nov. 7
1999	Colorado	0-37	L	Nov. 13
2000	Missouri	22-47	L	Nov. 11
2001	Texas Tech	19-63	L	Oct. 27
2002	Kansas State	10-44	L	Oct. 26
2003	Texas Tech	14-62	L	Nov. 8
2004	Iowa State	25-26	L	Oct. 23
2005	Texas Tech	0-28	L	Oct. 29
2006	Kansas	36-35	W	Oct. 21
2007	Texas Tech	7-38	L	Nov. 3
2008	Missouri	28-31	L	Nov. 1
2009	Oklahoma State	7-34	L	Oct. 24
2010	Kansas State	47-42	W	Oct. 23
2011	Missouri	42-39	W	Nov. 5
2012	Kansas	41-14	W	Nov. 3
2013	Iowa State	71-7	W	Oct. 19
2014	Kansas	60-14	W	Nov. 1
2015	Iowa State	45-27	W	Oct. 24
2016	Kansas	49-7	W	Oct. 15
2017	West Virginia	36-38	L	Oct. 21
2018	Oklahoma State	35-31	W	Nov. 3
2019	Texas Tech <i>20T</i>	33-30	W	Oct. 12
2020	Not held due to COVID-19 related cancellation			
2021	BYU	38-24	W	Oct. 16
2022	Kansas	35-23	W	Oct. 22

*Note: Baylor's first Homecoming game was in 1909, but BU did not play another such game until 1915. Following the 1915 Homecoming game, Baylor did not host another such game until 1924.*

*\*Baylor's 2020 Homecoming game was originally set for October 17 but was not held due to the Coronavirus.*

### HOMECOMING FACTS

<b>Most Common Opponent:</b>	TCU — 35 games
<b>Most Common Homecoming Date:</b>	Oct. 26 (4-4)
<b>Most Victories Against:</b>	TCU — 17 wins
<b>Longest Winning Streak:</b>	7 (2010-16)
<b>Longest Losing Streak:</b>	8 (1998-2005)
<b>Largest Margin of Victory:</b>	64 (71-7) — Iowa State, 2013
<b>Largest Margin of Defeat:</b>	48 (14-62) — Texas Tech, 2003
<b>Homecoming Record in October:</b>	31-23-3 (.570)
<b>Homecoming Record in November:</b>	17-22-1 (.438)
<b>Homecoming Record in December:</b>	0-1 (.000)

### HOMECOMING OPPONENTS

OPPONENT	G	W-L-T	PCT.
TCU	35	17-18-0	.486
Texas A&M	24	12-9-3	.563
Arkansas	8	4-3-1	.563
Texas Tech	5	1-4-0	.250
Iowa State	4	3-1-0	.750
Kansas	5	5-0-0	1.000
Kansas State	3	1-2-0	.333
Missouri	3	1-2-0	.333
Texas	3	1-2-0	.333
Oklahoma State	2	1-1-0	.500
Air Force	1	1-0-0	1.000
BYU	1	1-0-0	1.000
Colorado	1	0-1-0	.000
Georgia Tech	1	1-0-0	1.000
Houston	1	1-0-0	1.000
West Virginia	1	0-1-0	.000

# BOWL GAME HISTORY

## BAYLOR IN BOWL GAMES (13-13)

YEAR	BOWL	OPPONENT	SCORE	W-L	BAYLOR COACH	DATE	NOTES
1948	Dixie	Wake Forest	20-7	W	Bob Woodruff	1/1/1949	Bears won turnover battle 4-3 in second and final Dixie Bowl
1951	Orange	Georgia Tech	14-17	L	George Sauer	1/1/1952	Georgia Tech out-scored Bears 10-0 in fourth quarter
1954	Gator	Auburn	13-33	L	George Sauer	12/31/1954	Auburn scored on five of first six possessions
1956	Sugar	Tennessee	13-7	W	Sam Boyd	1/1/1957	Del Shofner named MVP; rushed for 88 yards and picked a pass
1960	Gator	Florida	12-13	L	John D. Bridgers	12/31/1960	Bears two-point conversion failed with 61 minutes remaining
1961	Gotham	Utah State	24-9	W	John D. Bridgers	12/9/1961	Bears won turnover battle 8-2; Don Trull named MVP
1963	Bluebonnet	LSU	14-7	W	John D. Bridgers	12/31/1963	Don Trull, James Ingram named co-MVPs
1974	Cotton	Penn State	20-41	L	Grant Teaff	1/1/1975	Penn State out-scored Bears 38-13 in second half
1979	Peach	Clemson	24-18	W	Grant Teaff	12/31/1979	Mike Brannan, Andrew Melontree named co-MVPs
1980	Cotton	Alabama	2-30	L	Grant Teaff	1/1/1981	Bears commit seven turnovers, held to 158 yards total offense
1983	Bluebonnet	Oklahoma State	14-24	L	Grant Teaff	12/31/1983	OSU scored game's first 21 points
1985	Liberty	LSU	21-7	W	Grant Teaff	12/27/1985	Cody Carlson 9-of-12 passing for 161 yards, 2 TDs to win MVP
1986	Bluebonnet	Colorado	21-9	W	Grant Teaff	12/31/1986	Bears hold Colorado to 194 yards offense; Ray Berry named MVP
1991	Copper	Indiana	0-24	L	Grant Teaff	12/31/1991	Baylor blanked for first time in 21 games
1992	John Hancock	Arizona	20-15	W	Grant Teaff	12/31/1992	Grant Teaff's final game; Melvin Bonner named MVP
1994	Alamo	Washington State	3-10	L	Chuck Reedy	12/31/1994	Bears held to 151 yards offense, eight first downs
2010	Texas	Illinois	14-38	L	Art Briles	12/29/2010	Jay Finley sets single-season school rushing record in loss
2011	Alamo	Washington	67-56	W	Art Briles	12/29/2011	Baylor's 67 points second-most scored in FBS bowl history
2012	Holiday	UCLA	49-26	W	Art Briles	12/27/2012	Baylor in bowl game for third straight season for first time ever
2013	Fiesta	UCF	42-52	L	Art Briles	1/1/2014	Baylor's 1st BCS bowl, set NCAA-record for most points (681)
2014	Cotton	Michigan State	41-42	L	Art Briles	1/1/2015	BU opens 41-21 lead, but MSU scores final 21 in 4Q to win
2015	Russell Athletic	North Carolina	49-38	W	Art Briles	12/29/2015	BU sets NCAA bowl rushing record (645yds); J. Jefferson named MVP
2016	Motel 6 Cactus	Boise State	31-12	W	Jim Grobe	12/27/2016	KD Cannon sets BU record with 14 rec, 226 yds, 2 TD in win
2018	Academy Houston	Vanderbilt	45-38	W	Matt Rhule	12/27/2018	MVP Charlie Brewer with 493 total yards, 3 TD in high-scoring victory
2019	Allstate Sugar	Georgia	14-26	L	Matt Rhule	1/1/2020	Charlie Brewer completed 24-of-41 passes for 211 yards and a TD.
2021	Allstate Sugar	Mississippi	21-7	W	Dave Aranda	1/1/2022	Defense records 10 sacks and three INT's, incl. 96-yd TD by A. Walcott
2022	Armed Forces	Air Force	30-15	L	Dave Aranda	12/22/2022	Kickoff temperature at 13 degrees, second coldest in bowl history



# BOWL HISTORY

## 1949 DIXIE BOWL

### BAYLOR 20, WAKE FOREST 7

Jan. 1, 1949 • Legion Field • Birmingham, Ala.

Coach Bob Woodruff's Baylor Bears won the first bowl appearance in the school's history by defeating Wake Forest 20-7 in the second and final Dixie Bowl.

Wake Forest, although gaining 277 total yards compared to Baylor's 212, fell behind 20-0 at halftime to the upstart Bears and could never seriously threaten the 6-3-2 victors. Bear defender George Sims recorded the game's first turnover when he intercepted a Wake Forest pass on its first possession and returned it 52 yards to the Deacons' eight-yard line.

Sammie Pierce, who averaged 13.1 yards a carry against the 6-3 Deacons, scored the first touchdown from a yard out and Jerry Mangrum scored from the same distance in the second quarter to give Baylor a 13-0 lead. The Bears increased the margin to 20-0 off a 68-yard drive, highlighted by Pierce's 40-yard romp. Quarterback Ray Painter passed the final 12 yards to Harold Riley for the score. Hank Dickerson added his second PAT for the day.

All-American QB Adrian Burk completed five passes for 69 yards, with two completions going to Riley.

### GAME STATISTICS

<b>Baylor</b>	6	14	0	0	-	20
<b>Wake Forest</b>	0	0	7	0	-	7

BU - Pierce 1 run (kick failed), 1st  
 BU - Mangrum 1 run (Dickerson kick), 2nd  
 BU - Riley 12 pass from Painter (Dickerson kick), 2nd  
 WF - Mike Sprock run (kick), 3rd

	BU	WF
<b>First Downs</b>	11	17
<b>Rushing Att.-Yards</b>	136	191
<b>Passing Yards</b>	76	86
<b>Passing (C-A-I)</b>	6-15-0	10-24-2
<b>Total Offense</b>	212	277
<b>Penalty Yards</b>	50	70
<b>Fumbles Lost</b>	3	2

**RUSHING:** (BU) Parker 8-43.  
**PASSING:** (BU) Burk 5-14-69.

**ATTENDANCE:** 15,000

## 1952 ORANGE BOWL

### NO. 5 GEORGIA TECH 17, NO. 9 BAYLOR 14

Jan. 1, 1952 • Orange Bowl Stadium • Miami, Fla.

Pepper Rodgers kicked a 22-yard field goal with three minutes remaining to give No. 5 Georgia Tech a 17-14 come-from-behind victory over No. 9 Baylor in the Orange Bowl.

Tech scored 10 fourth quarter points on Rodgers' effort and a Buck Martin touchdown reception, while holding Baylor scoreless to nip the 8-2-1 Bears. BU fullback Dick Parma scored the game's first touchdown from a yard out.

After Tech knotted the score at seven, Baylor drove 63 yards, capped by Jerry Coody's five-yard scoring blast, to give the Bears a 14-7 halftime margin. Coody was the team's leading ground gainer during the regular season, picking up 570 yards on 125 carries.

But coach Bobby Dodd's Tech squad used Rodgers' and Martin's last quarter heroics to take its comeback win.

The Orange Bowl loss was Baylor's second of the 1951 season. Parma was the contest's top ground gainer with 107 yards on 19 attempts.

### GAME STATISTICS

<b>Baylor</b>	7	7	0	0	-	14
<b>Georgia Tech</b>	7	0	0	10	-	17

BU - Parma 1 run (Brocato kick), 1st  
 GT - Hardeman 3 run (Rodgers kick), 1st  
 BU - Coody 5 run (Brocato kick), 2nd  
 GT - Martin 22 pass from Crawford (Rodgers kick), 4th  
 GT - Rodgers 22 FG, 4th

	BU	GT
<b>First Downs</b>	17	9
<b>Rushing Att.-Yards</b>	60-206	35-152
<b>Passing Yards</b>	93	84
<b>Passing (C-A-I)</b>	8-18-3	6-14-1
<b>Total Offense</b>	299	236
<b>Punts-Avg.</b>	6-34.7	7-35.3
<b>Fumbles/Lost</b>	4/0	3/1
<b>Penalty-Yards</b>	7-85	6-60

**RUSHING:** (BU) Parma 19-107 1 TD, Carpenter 15-65; (GT) Hardeman 17-44 1 TD, Crawford 9-36.  
**PASSING:** (BU) Isbell 8-18-3-93; (GT) Crawford 6-14-1-84 1 TD.  
**RECEIVING:** (BU) Riley 3-35, Martin 3-32; (GT) Martin 4-49 1 TD.

**ATTENDANCE:** 65,837

# BOWL HISTORY

## 1954 GATOR BOWL

### NO. 13 AUBURN 33, NO. 18 BAYLOR 13

Dec. 31, 1954 • Fairfield Stadium • Jacksonville, Fla.

Thirteenth-ranked Auburn scored five of the first six times it touched the football on its way to a 33-13 thrashing of No. 18 Baylor in the 1954 Gator Bowl.

The Tigers, who established three Gator Bowl records and tied another in the rout, outgained Baylor 476 to 239 in total yardage.

Baylor all-conference halfback Del Shofner fumbled the opening kickoff and the Tigers recovered on the BU 27-yard line. Five plays later, Auburn scored the game's first touchdown and led 7-0. Baylor tied the game by driving 63 yards in nine plays, the majority coming off a Billy Hooper pass to Charles Smith. Fullback Reuben Saage scored from a yard out and Smith kicked the conversion to tie the game at seven.

But before Baylor scored again, Auburn led 27-7. Fob James' 43-yard run broke a 7-7 tie and gave Auburn the lead for good with 9:20 left in the second quarter and Bobby Freeman tossed a six-yard scoring strike to Jimmy Long to push the Tigers' halftime advantage to 21-7. Joe Childress, the game's leading rusher with 134 yards, scored his second touchdown of the game on a three-yard run on AU's first drive of the second half to make the score 27-7 with 7:13 left.

Baylor All-America halfback L. G. Dupre butted his way for a 38-yard scoring play to cut the Tigers' lead to 27-13 with 4:25 to play in the third period. Dupre, the Bears' third leading rusher during the regular season, finished as his team's top rusher against the Tigers with 69 yards. Freeman completed the scoring with a five-yard third quarter run Hooper, an all-conference honoree, finished with nine completions in 15 attempts for 112 yards.

### GAME STATISTICS

Baylor	7	0	6	0	-	13
Auburn	7	14	12	0	-	33

AU - Childress 7 run (Childress kick), 11:54, 1st  
 BU - Saage 1 run (C. Smith kick), 7:05, 1st  
 AU - James 43 run (Childress kick), 9:20, 2nd  
 AU - Long 6 pass from Freeman (Childress kick), 0:17, 2nd  
 AU - Childress 3 run (kick failed), 7:13, 3rd  
 BU - Dupre 38 run (kick failed), 4:25, 3rd  
 AU - Freeman 5 run (kick failed), 0:42, 3rd

	BU	AU
First Downs	16	25
Rushing Att.-Yards	33-105	61-423
Passing Yards	134	53
Passing (C-A-I)	10-18-1	3-7-0
Total Offense	239	476
Punts-Avg.	3-42.0	2-41.0
Fumbles/Lost	5/4	4/0
Penalty-Yards	3-25	5-52

**RUSHING:** (BU) Dupre 8-69 1 TD, A. Jones 8-27, Saage 5-22 1 TD, Holley 1-5, B. Jones 2-3, Shofner 3-0, Hooper 6-(21); (AU) Childress 20-134 2 TD, Freeman 12-80 1 TD, Middleton 12-60, James 6-71 1 TD.

**PASSING:** (BU) Hooper 9-15-0-112, B. Jones 1-3-1-22; (AU) Freeman 3-7-0-53 1 TD.

**RECEIVING:** (BU) C. Smith 4-48, J.R. Smith 2-49, Amyett 2-23, Shofner 1-11, Holley 1-3; (AU) Hall 1-33, Pyburn 1-16, Long 1-4.

**ATTENDANCE:** 34,408

## 1957 SUGAR BOWL

### NO. 11 BAYLOR 13, NO. 2 TENNESSEE 7

Jan. 1, 1957 • Tulane Stadium • New Orleans, La.

Reuben Saage recovered Tennessee All-America halfback Johnny Majors' fumble of a Del Shofner punt and No. 11 Baylor then drove 15 yards for the winning touchdown in the Bears' 13-7 upset over the undefeated and second-ranked Volunteers in the 23rd annual Sugar Bowl.

Bear quarterback Buddy Humphrey scored the winning touchdown on a one-yard sneak and Don Berry added the conversion for coach Sam Boyd's 9-2 Bears. Baylor scored first, despite being a one-touchdown underdog, when quarterback Bobby Jones threw a 12-yard scoring strike to Jerry Marcontell in the second quarter. But Majors, who averaged 5.1 yards per rush, while completing better than 60 percent of his passes and punting for a 42.3 yard average during the regular season, gave the Volunteers the lead in the third quarter by reaching pay dirt from a yard out. Sammy Burklow added the PAT and Tennessee led 7-6.

After the Volunteers held Baylor on its first fourth quarter possession, Shofner punted to the Tennessee eight. Majors returned the kick seven yards before coughing up the pigskin and Saage was there to make the big play for Baylor.

Shofner, running behind an offensive line headlined by All-American Bill Glass, finished with 88 rushing yards on 14 carries and also intercepted a Volunteer pass. For his play, Shofner, who scored 10 touchdowns during the regular season, was voted the game's outstanding player. Bobby Peters contributed 60 yards rushing and 54 yards in kickoff returns for Baylor while Saage added 39 rushing yards. Bear quarterbacks Humphrey, Bobby Jones and Doyle Traylor could only complete three passes, all going to end Marcontell.

### GAME STATISTICS

Baylor	0	6	0	7	-	13
Tennessee	0	0	7	0	-	7

BU - Marcontell 12 pass from Jones (kick failed), 2nd  
 UT - Majors 1 run (Burklow kick), 3rd  
 BU - Humphrey 1 run (Berry kick), 4th

	BU	UT
First Downs	14	11
Rushing Att.-Yards	64-275	39-146
Passing Yards	24	16
Passing (C-A-I)	3-11-0	1-10-4
Total Offense	299	162
Punts-Avg.	8-32.6	5-41.6
Fumbles/Lost	2/0	1/1
Penalty-Yards	6-60	5-55

**RUSHING:** (BU) Shofner 14-88, Peters 8-60, Saage 7-39, Humphrey 7-25 1 TD, Beall 7-21, Dupre 5-13, Fisher 4-12, Jones 3-11, Hickman 3-10, Overton 2-3, Pavliska 1-3, Traylor 2-2, Baker 1-0; (UT) Gordon 9-61, Majors 15-59 1 TD, Bronson 8-56, Smith 5-9, Sandlin 1-5, Carter 1-0.

**PASSING:** (BU) Jones 2-4-0-19 1 TD, Traylor 1-3-0-5, Humphrey 0-4-0-0; (UT) Majors 1-7-2-16, Gordon 0-2-1-0, Carter 0-1-1-0.

**RECEIVING:** (BU) Marcontell 3-24, 1 TD; (UT) Urbano 1-16.

**ATTENDANCE:** 82,000

## 1960 GATOR BOWL

### NO. 18 FLORIDA 13, NO. 12 BAYLOR 12

Dec. 31, 1960 • Fairfield Stadium • Jacksonville, Fla.

Coach John Bridgers' pro-modeled Spread-T Baylor offense could muster only two touch-downs against a swarming Florida defense as the No. 18 Gators took a 13-12 decision in the 16th annual Gator Bowl.

On the Bears' first second quarter possession, a pitchout from quarterback Ronnie Stanley to All-America halfback Ronnie Bull was mishandled and Florida's Chet Collins recovered on the Baylor 20-yard line.

It took the Gators five plays to score and fullback Don Goodman plunged the final three yards for the tally. Bill Cash added the conversion and Florida led 7-0 with 8:42 remaining in the half. Coach Ray Graves' squad extended its lead to 13-0 later in the same stanza when Gator defender Ronnie Slack recovered a Stanley fumble in the end zone for a quick six points. Florida traveled 20 yards for its two scores while Baylor went 139 yards for the same results. Down 13-0 in the fourth quarter, the No. 12 Bears, who finished 8-3, put forth a furious surge that resulted in 12 points.

On the first play of the quarter, quarterback Bobby Play threw 11 yards to Ronnie Goodwin for the score, which capped a 71-yard, nine-play drive. With 1:01 remaining, Ply, who threw four touchdowns during the regular season, and Stanley put the Bears in position to score with three completed passes. Bull, Baylor's leading rusher and scorer, went the final three yards for the score. But, the two-point conversion attempt from Ply to Goodwin was juggled and dropped and the Gators had their hard-earned victory.

Ply established a new Gator Bowl record with 13 completions and teamed up with Goodwin (seven receptions) for five.

### GAME STATISTICS

Baylor	0	0	0	12	-	12
Florida	0	13	0	0	-	13

UF - Goodman 3 run (Cash kick), 8:42, 2nd  
 UF - Slack fumble recovery in end zone (kick failed), 0:30, 2nd  
 BU - Goodwin 11 pass from Ply (kick failed), 14:56, 4th  
 BU - Bull 3 run (pass failed), 1:01, 4th

	BU	UF
First Downs	15	11
Rushing Att.-Yards	37-43	52-176
Passing Yards	211	57
Passing (C-A-I)	13-27-0	5-8-0
Total Offense	254	233
Punts-Avg.	5-32.8	7-36.7
Fumbles/Lost	4/3	3/1
Penalty-Yards	1-5	8-70

**RUSHING:** (BU) Bull 14-53 1 TD, Ply 14-5, Tate 1-5, Starr 1-3, Evans 1-1, Minter 3-(8), Stanley 3-(16); (UF) Libertore 14-61, Goodman 10-28, Infante 6-24, Starling 3-19, Ewell 3-17, Dodd 6-10, Hoover 6-7, Deal 1-4, MacBeth 1-3, Skelly 1-3, Partin 1-0.

**PASSING:** (BU) Ply 12-24-0-162 1 TD, Stanley 1-3-0-49; (UF) Dodd 3-5-0-21, Libertore 2-3-0-36.

**RECEIVING:** (BU) Goodwin 7-129 1 TD, David 3-33, Lane 2-29, Bull 1-20; (UF) Starling 3-47, Infante 2-10.

**ATTENDANCE:** 50,112



# BOWL HISTORY

## 1961 GOTHAM BOWL

### BAYLOR 24, NO. 10 UTAH STATE 9

Dec. 9, 1961 • The Polo Grounds • New York, N.Y.

Eight Utah State turnovers and outstanding performances by halfback Ronnie Bull and sophomore quarterback Don Trull led Baylor to a 24-9 victory over Utah State in the inaugural Gotham Bowl at the historic Polo Grounds.

Baylor recovered its first of five Utah State fumbles and went 45 yards to score the first time it had the ball. Bull, who had 86 all-purpose yards and was voted the game's Most Valuable Player, scooted 14 yards for the initial Bear touchdown.

In the second quarter, Carl Choate kicked a 22-yard field goal for Baylor and Trull added the third score on a quarterback sneak covering two yards. Trull, who passed for 116 yards against the nation's number two defensive unit, connected with Ted Plumb for a 38-yard fourth quarter touchdown pass to end Baylor's scoring.

Choate was perfect in three extra point tries and Bull and Plumb combined for seven pass receptions. Utah State, which entered the game with a 9-0-1 mark and a share of the Skyline Conference championship, was favored to beat coach John Bridgers' Bears, who finished with a 5-5 regular season slate.

Coached by John Ralston, the Aggies featured three standouts who later starred in professional football: All-America tackle Merlin Olsen, quarterback Bill Munson and place-kicker Jim Turner.

Many observers felt the game's highlight came at halftime when the New York City Sanitation Department Band performed in a driving snowstorm. As a souvenir of their trip to New York City, members of both teams were given shoe shine kits.

### GAME STATISTICS

<b>Baylor</b>	7	3	7	7	-	24
<b>Utah State</b>	0	0	3	6	-	9

BU - Bull 14 run (Choate kick), 0:00, 1st  
 BU - Choate 22 FG, 5:28, 2nd  
 USU - Turner 36 FG, 8:47, 3rd  
 BU - Trull 2 run (Choate kick), 1:22, 3rd  
 BU - Plumb 38 pass from Trull (Choate kick), 9:48, 4th  
 USU - Munson 4 run (run failed), 5:13, 4th

	BU	USU
<b>First Downs</b>	14	10
<b>Rushing Att.-Yards</b>	26-113	34-153
<b>Passing Yards</b>	153	41
<b>Passing (C-A-I)</b>	13-26-0	3-14-3
<b>Total Offense</b>	266	194
<b>Punts-Avg.</b>	6-31.0	5-36.6
<b>Fumbles/Lost</b>	5/2	6/5
<b>Penalty-Yards</b>	3-16	2-32

**RUSHING:** (BU) Bull 13-61 1 TD, Whorton 6-14, Adams 4-13, Minter 3-11; (USU) Montalbo 4-35, Prince 8-28, Mattson 5-27, Larscheid 11-25, Turner 5-17.

**PASSING:** (BU) Trull 11-16-0-116 1 TD, Ply 2-10-0-28; (USU) Munson 1-8-2-24, Turner 1-3-1-10, Montalbo 1-3-0-7.

**RECEIVING:** (BU) Bull 4-25, Plumb 3-59 1 TD, Lane 2-30; (USU) McNaughton 3-41.

**ATTENDANCE:** 15,123

## 1963 BLUEBONNET BOWL

### BAYLOR 14, LSU 7

Dec. 31, 1963 • Rice Stadium • Houston, Texas

The fifth annual Bluebonnet Bowl at Rice Stadium saw Baylor All-America quarterback Don Trull finish his collegiate career in grand style in the Bears' 14-7 win over LSU.

Trull, voted the game's most outstanding back, completed 26 of 37 passes for 255 yards and both Baylor touchdowns. End James Ingram, the contest's most outstanding lineman, caught 11 of Trull's passes for 163 yards and seven- and 13-yard scoring strikes. The Bears totally dominated their opponent, running 79 plays to LSU's 37 and racking up 385 total yards compared to the Tigers' 108.

Dalton Hoffman was the leading rusher for both teams, gaining 70 yards for Baylor, which ended its season 8-3. Tom Davies kicked both Baylor conversions.

The Tigers scored first, moving 43 yards in seven plays in the first quarter. Bill Soefker went the final eight steps for LSU and the Tigers led 7-0.

Baylor scored its first touchdown with 13:10 remaining as Trull hit Ingram for the seven-yard strike. The Bears moved 68 yards in 10 plays for the score with Trull completing three passes. On their next possession, the Bears drove 70 yards in 11 plays for the winning score. Four completed Trull attempts, two each to Lawrence Elkins and Ingram, highlighted the scoring march.

Baylor, which lost to Oregon State, Texas and Kentucky during the regular season, was led during the year by All-Americans Trull and Elkins, all-conference tackle Bobby Crenshaw and top rusher Hoffman.

### GAME STATISTICS

<b>Baylor</b>	0	0	0	14	-	14
<b>LSU</b>	7	0	0	0	-	7

LSU - Soefker 8 run (Moreau kick), 7:18, 1st  
 BU - Ingram 7 pass from Trull (Davies kick), 13:10, 4th  
 BU - Ingram 13 pass from Trull (Davies kick), 5:20, 4th

	BU	LSU
<b>First Downs</b>	27	4
<b>Rushing Att.-Yards</b>	42-130	32-95
<b>Passing Yards</b>	255	13
<b>Passing (C-A-I)</b>	26-37-1	1-5-0
<b>Total Offense</b>	385	108
<b>Punts-Avg.</b>	4-34.0	7-37.3
<b>Fumbles/Lost</b>	1/1	1/0
<b>Penalty-Yards</b>	2-30	2-10

**RUSHING:** (BU) Hoffman 15-70, Mitchell 10-32, Davies 3-30, Whindum 1-9, Pickett 2-3, Trull 11-2, Elkins 1-(-7); (LSU) Ezell 9-30, Schwab 7-25, Labruzzo 5-14, LaBlanc 4-14, Soefker 3-9 1 TD, Vincent 2-3, Graves 1-2, Haynes 1-(-2).

**PASSING:** (BU) Trull 26-37-1-255 2 TD; (LSU) Ezell 1-5-0-13.

**RECEIVING:** (BU) Ingram 11-163 2 TD, Elkins 7-66, Hoffman 3-2, Hodge 2-17, Pickett 2-9, Davies 1-(-2); (LSU) Truax 1-13.

**ATTENDANCE:** 50,000

## 1975 COTTON BOWL

### NO. 7 PENN STATE 41, NO. 12 BAYLOR 20

Jan. 1, 1975 • Cotton Bowl Stadium • Dallas, Texas

Quarterback Tom Shuman established Cotton Bowl records in passing and total offense and flanker Jimmy Cefalo did likewise in receiving yards in No. 7 Penn State's 41-20 decision over No. 12 Baylor.

For the fifth time in their 10-victory 1974 season, the Lions came from behind to win. The victory spoiled Baylor's first appearance in the storied Dallas event, coming on the heels of the school's first Southwest Conference championship since 1924.

Baylor captured a 7-0 first quarter lead on Steve Beaird's four-yard blast with 41 seconds remaining in the opening period. A Matt Bahr 25-yard field goal closed the Bears' lead to 7-3 at intermission. After the Nittany Lions took their first lead off Tom Donchez' one-yard run, all-conference quarterback Neal Jeffrey put Baylor ahead 14-10 with a 35-yard scoring toss to end Ricky Thompson. Three touchdowns, two by Cefalo and one by Shuman, and another Bahr field goal gave Penn State a 34-14 lead with 3:32 remaining. But the Bears, who finished 8-4 for the year, refused to fold and with 14 seconds left reserve quarterback Mark Jackson teamed with Thompson for a 11-yard touchdown.

On the ensuing kickoff, David Hicks attempted an onside kick only to watch the Lions' Joe Jackson scoop up the loose pigskin and race 50 yards for another Penn State score with two seconds left. Baylor junior safety Ken Quesenberry, who had 12 tackles and one interception, was named the game's Most Outstanding Defensive Player.

### GAME STATISTICS

<b>Baylor</b>	7	0	7	6	-	20
<b>Penn State</b>	0	3	14	24	-	41

BU - Beaird 4 run (Hicks kick), 0:41, 1st  
 PSU - Bahr 25 FG, 1:09, 2nd  
 PSU - Donchez 1 run (Reihner kick), 10:46, 3rd  
 BU - Thompson 35 pass from Jeffrey (Hicks kick), 4:23, 3rd  
 PSU - Cefalo 49 pass from Shuman (Reihner kick), 3:28, 3rd  
 PSU - Cefalo 3 run (Reihner kick), 11:47, 4th  
 PSU - Bahr 33 FG, 6:17, 4th  
 PSU - Shuman 2 run (Reihner kick), 3:27, 4th  
 BU - Thompson 11 pass from Jackson (pass failed), 0:14, 4th  
 PSU - Jackson 50 kickoff return (Reihner kick), 0:02, 4th

	BU	PSU
<b>First Downs</b>	16	21
<b>Rushing Att.-Yards</b>	42-138	56-265
<b>Passing Yards</b>	175	226
<b>Passing (C-A-I)</b>	10-23-2	10-20-0
<b>Total Offense</b>	313	491
<b>Punts-Avg.</b>	6-34.0	2-36.5
<b>Fumbles/Lost</b>	3/0	2/2
<b>Penalty-Yards</b>	7-45	8-70

**RUSHING:** (BU) Beaird 21-84 1 TD, McNeil 8-36, M.Jackson 3-18, Kent 3-8, Kilgore 1-6, Ebow 1-4, Franklin 1-2, Jeffrey 4-(-20); (PSU) Donchez 25-116 1 TD, Hutton 12-79, Cefalo 11-55 1 TD, Shuman 5-14 1 TD, Taylor 1-3, Petchel 2-(-2).

**PASSING:** (BU) Jeffrey 7-19-2-135 1 TD, M.Jackson 3-4-0-40 1 TD; (PSU) Shuman 10-20-0-226 1 TD.

**RECEIVING:** (BU) Thompson 3-62 2 TD, Harper 3-45, A.Jackson 2-38, Kent 1-23, Beaird 1-7; (PSU) Donchez 4-50, Cefalo 3-102 1 TD, Natale 3-74.

**ATTENDANCE:** 67,500

# BOWL HISTORY

## 1979 PEACH BOWL

### NO. 19 BAYLOR 24, NO. 18 CLEMSON 18

Dec. 31, 1979 • Fulton County Stadium • Atlanta, Ga.

Quarterbacks Mike Brannan and Mickey Elam passed for 86 yards each to spark the 19th-rated Baylor Bears to a 24-18 upset win over the 17th-ranked Clemson Tigers in Atlanta's Fulton County Stadium.

The victory vaulted coach Grant Teaff's Bears into 14th place in The Associated Press' final college football poll. The 8-4 Bruins were beaten during the regular season by Alabama, Houston, Arkansas and Texas, all of whom were ranked in the top 10 at kickoff.

With the Tigers leading 7-0, Brannan teamed with Bo Taylor on a three-yard touchdown toss to knot the score following Robert Bledsoe's extra point. The tally came eight plays after Baylor recorded its first of two blocked punts against Clemson kicker David Sims. The Bears forged ahead 14-7 with 12:20 left in the second quarter when Brannan, voted the game's Most Valuable Offensive Player, connected with Robert Holt for a 24-yard scoring strike.

Baylor's final 10 points resulted from a Bledsoe 29-yard field goal and a scoring pass from Elam to Raymond Cockrell that covered seven yards. Senior defensive end Andrew Melontree, voted the game's Most Valuable Defensive Player and linebackers Doak Field and All-American Mike Singletary led a Baylor defense that held an 8-3 Clemson offensive unit to 67 yards rushing.

Elam and tailback Walter Abercrombie set a Baylor bowl record when the duo teamed for a 63-yard pass completion in the third quarter to set up Bledsoe's field goal.

### GAME STATISTICS

<b>Baylor</b>	0	14	10	0	-	24
<b>Clemson</b>	7	0	3	8	-	18

CU - Brown 1 run (Ariri kick), 6:04, 1st  
 BU - Taylor 3 pass from Brannan (Bledsoe kick), 14:55, 2nd  
 BU - Holt 24 pass from Brannan (Bledsoe kick), 12:20, 2nd  
 CU - Ariri 40 FG, 10:36, 3rd  
 BU - Bledsoe 29 FG, 8:17, 3rd  
 BU - Cockrell 7 pass from Elam (Bledsoe kick), 3:43, 3rd  
 CU - McSwain 1 run (McCall pass from Lott), 0:20, 4th

	BU	CU
<b>First Downs</b>	11	20
<b>Rushing Att.-Yards</b>	45-62	51-67
<b>Passing Yards</b>	172	204
<b>Passing (C-A-I)</b>	8-17-0	17-34-3
<b>Total Offense</b>	234	271
<b>Punts-Avg.</b>	9-40.7	9-31.5
<b>Fumbles/Lost</b>	4/2	1/0
<b>Penalty-Yards</b>	4-30	7-47

**RUSHING:** (BU) Abercrombie 12-32, Elam 7-13, Brannan 6-12, Pollard 9-9, Smith 1-(-1), Gentry 10-(-3); (CU) Brown 25-76 1 TD, Perry 5-28, Sims 3-15, Tuttle 1-8, McSwain 2-(-2), Lott 15-(-59).

**PASSING:** (BU) Brannan 4-6-0-86 2 TD, Elam 4-11-0-86 1 TD; (CU) Lott 17-34-3-204.

**RECEIVING:** (BU) Holt 2-52 1 TD, Taylor 2-34 1 TD, Cockrell 2-20 1 TD, Abercrombie 1-63, Mitchell 1-3; (CU) Tuttle 8-108, Gaillard 4-48, Brown 3-43, Clifford 2-15.

**ATTENDANCE:** 57,321

## 1981 COTTON BOWL

### NO. 9 ALABAMA 30, NO. 6 BAYLOR 2

Jan. 1, 1981 • Cotton Bowl Stadium • Dallas, Texas

Paul "Bear" Bryant's No. 9 Alabama Crimson Tide completely dominated No. 6 Baylor in the 45th annual Cotton Bowl en route to a 30-2 rout of the Southwest Conference champions.

The Bears, ranked as high as sixth nationally during the regular season, closed an outstanding 10-2 and Southwest Conference championship campaign by dropping their second Cotton Bowl game in as many tries.

Alabama, which closed a 10-2 year with the win, took advantage of four Baylor fumbles and also intercepted three Bear passes to roll up a 339-158 total yardage advantage.

Three Peter Kim field goals and scoring runs by Major Ogilvie, Don Jacobs and Mark Nix put the Crimson Tide on the scoreboard while a Tommy Tabor first quarter safety were the only points the Bears could muster. The league-leading Baylor offense netted 54 yards rushing, 18 by quarterback Jay Jeffrey. SWC rushing champion Walter Abercrombie was held to nine yards on eight attempts by a stout Alabama defense.

Fullback Dennis Gentry was the leading pass receiver in the game, grabbing five receptions while Robert Holt added three others. Also, Gerald McNeil accumulated 100 yards in kickoff and punt returns for the Bears. Tabor and all-conference linebacker Doak Field led the Baylor defensive charge with 15 stops each. All-America middle linebacker Mike Singletary, all-league safety Vann McElroy and linebacker Lester Ward each had 12 tackles for Baylor.

### GAME STATISTICS

<b>Baylor</b>	2	0	0	0	-	2
<b>Alabama</b>	6	7	3	14	-	30

UA - Kim 29 FG, 8:56, 1st  
 UA - Kim 28 FG, 3:51, 1st  
 BU - Safety, Tabor tackles Lewis in end zone, 1:40, 1st  
 UA - Ogilvie 1 run (Kim kick), 13:26, 2nd  
 UA - Kim 42 FG, 4:57, 3rd  
 UA - Jacobs 1 run (Kim kick), 6:54, 4th  
 UA - Nix 3 run (Mardini kick), 1:16, 4th

	BU	UA
<b>First Downs</b>	13	17
<b>Rushing Att.-Yards</b>	35-54	67-241
<b>Passing Yards</b>	104	98
<b>Passing (C-A-I)</b>	12-27-3	5-12-0
<b>Total Offense</b>	158	339
<b>Punts-Avg.</b>	7-35.8	6-37.2
<b>Fumbles/Lost</b>	5/4	5/1
<b>Penalty-Yards</b>	6-59	5-89
<b>3rd Down Conv.</b>	5-of-15	8-of-19
<b>Time of Possession</b>	23:38	36:22

**RUSHING:** (BU) Jeffrey 8-18, Gentry 11-17, Hall 1-10, Abercrombie 8-9, Anderson 1-3, Mangrum 6-(-3); (UA) Ogilvie 15-74 1 TD, Carter 4-71, Patrick 12-45, J.Jones 5-28, Jackson 7-13, Lewis 5-9, Nix 3-7 1 TD, Orcutt 3-7, Collins 2-6, Ferguson 1-1, Gray 3-(-2), Fagan 1-(-4), Jacobs 6-(-14).

**PASSING:** (BU) Jeffrey 8-19-2-55, Mangrum 4-8-1-49; (UA) Jacobs 5-12-0-88.

**RECEIVING:** (BU) Gentry 5-26, Holt 3-41, Abercrombie 2-4, Lively 1-17, Ward 1-16; (UA) Bendross 1-49, Jackson 1-20, Brown 1-20, Clark 1-7, Jones 1-2.

**ATTENDANCE:** 74,281

## 1983 BLUEBONNET BOWL

### OKLAHOMA STATE 24, NO. 20 BAYLOR 14

Dec. 31, 1983 • the Astrodome • Houston, Texas

Oklahoma State raced to a 21-0 lead in the first half before finally holding off No. 20 Baylor, 24-14 in the 25th annual Bluebonnet Bowl at the Astrodome.

Aided by a roughing-the-passer call and fine running by Alfred Anderson and Broderick Sargent, Baylor drove 87 yards in eight plays for its first score. Cody Carlson hit All-American Gerald McNeil with a 12-yard TD strike.

Oklahoma State scored its final points of the night on a 44-yard field goal by Larry Roach after Jim Mueller's onside kick attempt failed. The Cowboys drove from midfield to Baylor's 27-yard line before settling for the field goal with 16 seconds left in the half.

OSU signal caller Rusty Hilger missed the second half after being knocked out by BU linebacker Robert Watters and was replaced by reserve Ike Jackson. Jackson moved OSU to the Baylor five early in the third quarter but Thomas Everett, Aaron Grant and Kevin Hancock led one of BU's best defensive stands of the year. Roach's field goal attempt was blocked by Ervin Randle.

Both of Baylor's interceptions came in the last period; Tom Muecke and Cody Carlson threw one each as the Bears hurried to catch up. McNeil took a 28-yard halfback option pass from Anderson and Marty Jimmerson kicked the PAT to cut OSU's lead to 10 with 5:07 remaining. Baylor's hopes were dashed for good when Muecke was trapped for a loss of five on fourth down with 1:10 remaining at the OSU 45.

### GAME STATISTICS

<b>Baylor</b>	0	7	0	7	-	14
<b>Oklahoma State</b>	6	18	0	0	-	24

OSU - Lewis 12 pass from Hilger (kick blocked), 8:45, 1st  
 OSU - Anderson 1 run (Lewis pass from Hilger), 14:58, 2nd  
 OSU - Harris 26 pass from Hilger (Roach kick), 6:02, 2nd  
 BU - McNeil 12 pass from Carlson (Jimmerson kick), 1:21, 2nd  
 OSU - Roach 44 FG, 0:16, 2nd  
 BU - McNeil 28 pass from Anderson (Jimmerson kick), 5:07, 4th

	BU	OSU
<b>First Downs</b>	18	19
<b>Rushing Att.-Yards</b>	34-134	45-178
<b>Passing Yards</b>	245	187
<b>Passing (C-A-I)</b>	16-32-2	17-30-1
<b>Total Offense</b>	379	365
<b>Punts-Avg.</b>	5-42.0	6-39.0
<b>Fumbles/Lost</b>	1/1	1/1
<b>Penalty-Yards</b>	7-55	4-40
<b>3rd Down Conv.</b>	6-of-14	7-of-18

**RUSHING:** (BU) Anderson 21-103, Rice 4-28, Davis 1-17, Sargent 2-8, Carlson 1-(-2), Muecke 5-(-20); (OSU) Anderson 27-143 1 TD, Jones 13-32, Price 3-5, Cook 1-2, Hilger 1-(-4).

**PASSING:** (BU) Muecke 8-14-1-152, Carlson 7-17-1-65 1 TD, Anderson 1-1-0-28 1 TD; (OSU) Hilger 12-17-0-137 2 TD, Jackson 5-13-1-50.

**RECEIVING:** (BU) McNeil 10-163 2 TD, Davis 4-64, Conrad 1-14, Sargent 1-4; (OSU) Chesley 5-54, Lewis 5-46 1 TD, Harris 3-69 1 TD, Crawford 3-9, Anderson 1-9.

**ATTENDANCE:** 50,090

# BOWL HISTORY

## 1985 LIBERTY BOWL

### BAYLOR 21, LSU 7

Dec. 27, 1985 • Liberty Bowl Stadium • Memphis, Tenn.

Baylor fashioned one of its finest bowl efforts ever in beating LSU 21-7 in the 27th Liberty Bowl Football Classic.

The Bears dominated virtually every phase of the game. They gained 489 yards total offense to the Tigers' 192. Baylor led in first downs (26-9), rushing yards (215-91), passing yards (274-101), yards per snap (5.4-3.3) and time of possession (37:14-22:46). The Baylor defense played so well the second half that LSU gained only 72 yards on 26 plays. In the third quarter the Tigers had 11 total-offense yards on nine plays.

LSU got on the board first with a 79-yard Norman Jefferson punt return with 5:17 remaining in the first quarter and that turned out to be the Tigers only fireworks of the cool, clear evening.

The Bears took the ensuing kickoff and marched 80 yards in seven plays to knot the score at seven. On a third and goal from the five, quarterback Cody Carlson hit a diving Matt Clark in the corner of the end zone. Terry Syler added the extra point.

Syler made it 10-7 with his 23-yard field goal with 5:36 left in the first half and upped the score to 13-7 with a 35-yarder early in the third quarter.

Baylor's final tally came when Carlson connected with John Simpson on a 15-yard scoring strike with 10:42 left to play. The junior quarterback, who was named the game's Most Valuable Player, then hit Clark for a two-point conversion, making the final score 21-7.

### GAME STATISTICS

Baylor	7	3	3	8	-	21
LSU	7	0	0	0	-	7

LSU - Jefferson 79 punt return (Lewis kick), 5:17, 1st  
 BU - Clark 5 pass from Carlson (Syler kick), 2:30, 1st  
 BU - Syler 23 FG, 5:36, 2nd  
 BU - Syler 35 FG, 8:54, 3rd  
 BU - Simpson 15 pass from Carlson (Clark pass from Carlson), 10:42, 4th

	BU	LSU
First Downs	26	9
Rushing Att.-Yards	61-215	31-91
Passing Yards	274	101
Passing (C-A-I)	18-30-0	13-27-1
Total Offense	489	192
Punts-Avg.	6-31.5	8-40.6
Fumbles/Lost	0/0	2/1
Penalty-Yards	6-40	5-41
3rd Down Conv.	8-of-20	4-of-15
Time of Possession	37:14	22:46

**RUSHING:** (BU) Perry 7-45, Rutledge 10-36, Sargent 8-27, McAdoo 9-23, Subia 1-21, Ball 7-18, Stockemer 4-16, Muecke 6-9, Williams 1-9, Carlson 5-7, Works 2-2, Lewis 1-2; (LSU) Hilliard 20-66, James 7-23, Wickersham 4-2.

**PASSING:** (BU) Carlson 9-12-0-161 2 TD, Muecke 9-18-0-113; (LSU) Wickersham 11-24-1-95, Guidry 2-3-0-6.

**RECEIVING:** (BU) Simpson 3-117 1 TD, Clark 3-31 1 TD, Douglas 2-54, Pruitt 2-27, McAdoo 2-15, Chase 1-10, Ates 1-9, Sargent 1-7, Kelly 1-5, Perry 1-2, Williams 1-(-3); (LSU) James 4-25, Jean Batiste 2-23, Magee 2-23, Jones 2-6, Davis 1-15, Andrews 1-6, Hilliard 1-3.

**ATTENDANCE:** 40,186

## 1986 BLUEBONNET BOWL

### NO. 14 BAYLOR 21, COLORADO 9

Dec. 31, 1986 • Rice Stadium • Houston, Texas

No. 14 Baylor's defense, led by MVP Ray Berry, stymied Colorado's wishbone offense to key a 21-9 Bear win in the 28th annual Bluebonnet Bowl. The Bears limited the Big Eight runner-up Buffs to 194 total yards, 83 of which came on the ground. Berry, called a "one man wrecking crew" by sportswriters after the game, accounted for 12 tackles, three of which resulted in 12 yards in losses.

Colorado found out early what kind of day it would be for the Baylor defense. The Buffs managed only a field goal and 77 yards total offense in their first eight possessions through nearly three quarters of play. Meanwhile, Baylor's offense did what it had to do, scoring a touchdown in each of those first three quarters. The first Bear TD capped a 12-play, 64-yard drive in the first quarter. The drive was kept alive by a CU offside penalty when Baylor was in punt formation. The highlight was a 22-yard run off tackle by Derrick McAdoo down to the Colorado five. Four plays later, McAdoo, a senior from Houston, dove over from the one on a fourth-down play.

Baylor next hit pay dirt midway through the second stanza. It took only three plays to go eight yards after Keith Rose recovered an errant Colorado pitch.

QB Cody Carlson hit flanker Darnell Chase in the corner of the end zone on a two-yard scoring strike. Another turnover gobbled up by the BU defense set up Baylor's final score. Robert Watters sacked the Buff QB and Berry recovered on the 21. It took only four plays, one of which was a 17-yard shot from Carlson to Matt Clark, before McAdoo tied the BU school record with two TDs in a bowl game.

### GAME STATISTICS

Baylor	7	7	7	0	-	21
Colorado	0	3	6	0	-	9

BU - McAdoo 1 run (Syler kick), 3:34, 1st  
 CU - DeLine 36 FG, 13:09, 2nd  
 BU - Chase 2 pass from Carlson (Syler kick), 4:57, 2nd  
 BU - McAdoo 1 run (Syler kick), 12:56, 3rd  
 CU - Hatcher 31 run (run failed), 2:38, 3rd

	BU	CU
First Downs	12	12
Rushing Att.-Yards	43-114	47-83
Passing Yards	165	111
Passing (C-A-I)	14-28-2	7-14-1
Total Offense	279	194
Punts-Avg.	7-31.1	5-37.6
Fumbles/Lost	2/0	6/3
Penalty-Yards	7-58	4-25
3rd Down Conv.	6-of-19	4-of-14
Time of Possession	31:09	28:51

**RUSHING:** (BU) McAdoo 8-36 2 TD, Murray 11-35, Perry 8-15, Carlson 6-15, Rutledge 3-6, Lovell 4-3, Chase 1-2, Conner 1-2, Walls 1-0; (CU) Kissick 9-37, Oliver 11-36, Hatcher 10-14, Campbell 1-11, Marquez, 7-8, Jones 1-4.

**PASSING:** (BU) Carlson 11-22-2-136 1 TD, Lovell 3-6-0-29; (CU) Walters 5-8-1-71, Hatcher 2-5-0-40, Embree 0-1-0-0.

**RECEIVING:** (BU) Clark 3-58, Chase 2-23, Murray 2-18, Fornes 2-16, Perry 2-10, Davis 1-17, Simpson 1-12, Huckabay 1-11; (CU) Embree 3-57, Oliver 1-19, Carl 1-13, Ferrando 1-12, Marquez 1-10.

**ATTENDANCE:** 40,470

## 1991 COPPER BOWL

### INDIANA 24, BAYLOR 0

Dec. 31, 1991 • Arizona Stadium • Tucson, Ariz.

Baylor watched two golden scoring opportunities slip through its hands while Indiana used a patient and balanced attack to grind out a 24-0 victory over the Bears in Copper Bowl III at Tucson, Ariz.

Indiana jumped to a 7-0 lead, largely on the rushing of All-American Vaughn Dunbar, who finished with 106 yards and the game's MVP honor. Late in the first quarter the Bears were driving nicely before the drive stalled at the Hoosier 21.

Lining up in field goal formation, Baylor opted for a fake pass from holder Kent Brentham to kicker Jeff Ireland. Ireland was totally uncovered on a pattern for the end zone, but the pass scraped off his fingertips.

That mishap seemed to set the tone for Baylor's 14th bowl game and first west of Waco. IU added a field goal after a long drive late in the first and just when it seemed like Baylor had a chance to regroup, the Hoosiers got the ball back with 2:37 remaining in the half and drove 80 yards in 10 plays to go up 17-0 at intermission.

The third quarter proved to be a defensive struggle until the Bears drove from their 22 to the IU six. Then, with BU having a chance to get back into the game, Robert Strait fumbled into the end zone after he and quarterback J.J. Joe never connected on a handoff.

The Hoosiers added another score to make it 24-0 at the end. Their final scoring march covered 60 yards in 12 plays and consumed 6:48. IU led in virtually every statistical category.

### GAME STATISTICS

Baylor	0	0	0	0	-	0
Indiana	7	10	0	7	-	24

IU - Green 1 run (Bonnell kick), 7:09, 1st  
 IU - Bonnell 27 FG, 6:36, 2nd  
 IU - Dunbar 5 run (Bonnell kick), 0:12, 2nd  
 IU - Green 4 run (Bonnell kick), 5:55, 4th

	BU	IU
First Downs	17	20
Rushing Att.-Yards	42-138	49-147
Passing Yards	131	176
Passing (C-A-I)	10-27-1	12-22-0
Total Offense	269	323
Punts-Avg.	6-34.8	6-49.0
Fumbles/Lost	4/1	2/0
Penalty-Yards	4-29	6-59
3rd Down Conv.	7-of-16	8-of-16
Time of Possession	27:05	32:55

**RUSHING:** (BU) Strait 15-72, Mims 9-49, Bell 5-41, Henry 2-4, Needham 1-3, Stephens 1-2, Brentham 1-(-11), Joe 8-(-22); (IU) Dunbar 28-106 1 TD, Law 6-38, Dyer 2-2, Green 13-1 2 TD.

**PASSING:** (BU) Joe 10-26-1-131, Brentham 0-1-0-0; (IU) Green 11-21-0-165, Dyer 1-1-0-11.

**RECEIVING:** (BU) Pierce 3-32, Miles 2-41, Bonner 3-32, Mims 2-19, R.Miller 1-7; (IU) Thomas 4-58, McGowan 3-63, Coleman 1-15, Fette 1-11, Dunbar 1-11, O'Connell 1-11, Baety 1-7.

**ATTENDANCE:** 35,751



## BOWL HISTORY

## 1992 JOHN HANCOCK BOWL

## BAYLOR 20, NO. 22 ARIZONA 15

Dec. 31, 1992 • Sun Bowl Stadium • El Paso, Texas

The Grant Teaff era at Baylor ended in grand style as the Bears used big plays to hold off No. 22 Arizona 20-15 in the 1992 John Hancock Bowl. The Wildcats, who brought perhaps the nation's best defense into the game, outgained the Bears 418 yards to 249, but BU had TD passes of 61 and 69 yards and the defense had a brilliant goal line stand and twice held UA to field goals.

UA jumped to a 10-0 lead midway through the second quarter. Steve McLaughlin had to settle for a 22-yard field goal after Baylor's defense stopped five plays inside the Baylor six and George Malaulu scored on a quarterback draw from seven yards out. Baylor struck near the end of the half with a halfback pass from freshman Brandell Jackson to Melvin Bonner for a 61-yard TD with 2:37 to go. UA came back quickly to reach the BU two, but again the defense stiffened and allowed only a field goal.

UA had been mostly Arizona through two quarters, but Baylor grabbed the lead for good on just the second play of the third quarter when quarterback J.J. Joe hit Bonner for a 69-yard scoring toss. The rest of the way rains became heavier and the contest turned into a defensive battle. The day's highlight came when Arizona moved the ball to the Baylor eight only to be stopped at the one after four attempts.

BU managed two field goals in the fourth quarter, a 32-yarder and 35-yarder, both by Trey Weir, and UA scored when the Bears took an intentional safety.

## GAME STATISTICS

Baylor	0	7	7	6	-	20
Arizona	3	10	0	2	-	15

UA - McLaughlin 22 FG, 9:30, 1st  
UA - Malaulu 7 run (McLaughlin kick), 7:27, 2nd  
BU - Bonner 61 pass from Jackson (Weir kick), 2:37, 2nd  
UA - McLaughlin 20 FG, 0:40, 2nd  
BU - Bonner 69 pass from Joe (Delaney kick), 14:10, 3rd  
BU - Weir 32 FG, 5:37, 4th  
BU - Weir 35 FG, 4:29, 4th  
UA - Safety, Delaney ran out back of end zone, 0:31, 4th

	BU	UA
First Downs	12	23
Rushing Att.-Yards	43-47	44-136
Passing Yards	202	282
Passing (C-A-I)	8-24-1	20-38-0
Total Offense	249	418
Punts-Avg.	6-39.7	5-33.8
Fumbles/Lost	4/0	2/2
Penalty-Yards	8-30	8-91
3rd Down Conv.	6-of-17	6-of-16
Time of Possession	27:38	32:22

**RUSHING:** (BU) Strait 10-23, Bell 4-17, Lewis 4-12, Henry 4-10, Mims 5-15, Bonner 1-0, Joe 11-(-1), Jackson 2-(-2), Caldwell 1-(-3), Delaney 1-(-24); (UA) Carter 15-49, Malaulu 11-47 1 TD, Levy 13-31, Johnson 5-9.

**PASSING:** (BU) Joe 7-23-1-14 1 TD, Jackson 1-1-0-61 1 TD; (IU) Malaulu 20-38-0-282.

**RECEIVING:** (BU) Bonner 5-166 2 TD, McKenzie 1-14, Miller 1-12, Mims 1-10; (IU) Dickey 9-108, Levy 4-85, Bray 4-55, Vaughn 2-19, Carter 1-15.

**ATTENDANCE:** 41,622

## 1994 ALAMO BOWL

## WASHINGTON STATE 10, BAYLOR 3

Dec. 31, 1994 • The Alamodome • San Antonio, Texas

The second annual Alamo Bowl more than lived up to its billing as a match-up between Washington State's nationally-ranked defense and Baylor's high-scoring offense. In the end, the Cougar defense prevailed in a 10-3 thriller that wasn't decided until 30 seconds remained.

The Cougars scored the first time they got the ball and it proved to be the game's only TD. WSU went 91 yards in 13 plays as Kevin Hicks scored on a one-yard plunge up the middle. Baylor appeared to have stopped the drive after holding WSU on three quick downs, but a roughing the kicker call allowed Wazzu to retain possession.

WSU entered the game with the nation's No. 1 ranked defense, and played as expected. The Bear defenders more than held their own after allowing the early touchdown. With both defenses playing well, it turned into a game of field position and field goals. The next two drives by each team ended in punts. After taking the second punt the Bears drove down to the WSU 28 and attempted a 44-yard Jarvis Van Dyke FG which fell short. Baylor's next possession ended in the same result as a 47-yarder missed the mark. WSU ended the half with a 37-yard field goal by Tony Truant to go up 10-0.

The second half unfolded with more strong defensive football. Two more third quarter drives by each squad ended up in punts. Finally, with the final stanza about to get underway, the Bears got on the scoreboard. After Nikia Codie blocked a punt which landed at the Bear 25, Van Dyke hit a 36-yard field goal on a 13-play, 56-yard drive. With 3:57 left BU got the ball on the WSU 45. Three plays netted only a yard. Facing fourth-and-9, Watson then hit a diving Kalief Muhammad on a 33-yard pass to the 11. Three more plays lost a couple of yards.

On fourth down with 30 seconds left Watson's pass into the end zone was intercepted by Todd Jensen as WSU sealed the win.

## GAME STATISTICS

Baylor	0	0	3	0	-	3
Washington State	7	3	0	0	-	10

WSU - Hicks 1 run (Truant kick), 8:28, 1st  
WSU - Truant 37 FG, 0:02, 2nd  
BU - Van Dyke 36 FG, 1:35, 3rd

	BU	WSU
First Downs	8	14
Rushing Att.-Yards	32-74	31-7
Passing Yards	77	286
Passing (C-A-I)	8-23-2	27-35-0
Total Offense	151	293
Punts-Avg.	6-35.0	7-33.7
Fumbles/Lost	0/0	3/1
Penalty-Yards	2-19	15-110
3rd Down Conv.	3-of-15	6-of-17
Time of Possession	27:58	32:02

**RUSHING:** (BU) Douglas 13-42, B.Lewis 9-34, Rubin 2-5, Muhammad 6-2, Moore 1-(-3), Watson 1-(-6); (WSU) Sparks 8-20, Hicks 10-12 1 TD, Madu 4-5, Tims 1-(-1), Martin 1-(-10), Davis 7-(-19).

**PASSING:** (BU) Watson 8-22-2-77, Moore 0-1-0-0; (WSU) Davis 27-35-0-286.

**RECEIVING:** (BU) Muhammad 2-34, Douglas 2-16, Bronson 2-15, Stanley 1-7, Rhynes 1-5; (WSU) Carpenter 5-91, E.Moore 5-38, Dumas 5-26, Kennedy 4-62, Hicks 4-14, B.Thomas 2-30, Knuff 1-13, Adams 1-12.

**ATTENDANCE:** 44,106

## 2010 TEXAS BOWL

## ILLINOIS 38, BAYLOR 14

Dec. 29, 2010 • Reliant stadium • Houston, Texas

Mikel Leshoure ran for 184 yards and three touchdowns as Illinois earned its first bowl victory since 1999, beating Baylor 38-14 in the Texas Bowl. The Illini spoiled the Bears' first bowl appearance in 16 seasons. Both teams finished at 7-6.

Leshoure had a 5-yard TD run in the second quarter, a 13-yard score in the third quarter and another 5-yard touchdown run in the fourth period. The performance gave him the school single-season rushing record with 1,697 yards.

The Illini built a 24-0 lead and Leshoure's last touchdown put the game out of reach.

Baylor's Robert Griffin III threw for 313 yards and a touchdown, but his two fumbles in the first half put the Bears behind.

Leshoure was chosen the most valuable player and wore a cowboy hat as he hoisted the trophy above his head after the game while the small but vocal group of Illinoi fans cheered.

The Bears cut the lead to 24-14 when Griffin found a diving Kendall Wright on a 39-yard touchdown pass on fourth-and-14 early in the fourth quarter. But Illinois continued its dominance in the rushing game after that and extended its lead to 31-14 on Leshoure's last touchdown.

Illinois quarterback Nathan Scheelhaase got off to a sensational start, completing all of his 13 passes in the first half, and finished 18 of 23 for 242 yards. He scored on a 55-yard touchdown run with 41 seconds to play to make it 38-14.

## GAME STATISTICS

Illinois	6	10	8	14	-	38
Baylor	0	0	7	7	-	14

ILL - Dimke 38 FG, 11:03, 1st  
ILL - Dimke 28 FG, 3:45, 1st  
ILL - Dimke 43 FG, 13:51, 2nd  
ILL - Leshoure 5 run (Dimke kick), 9:42, 2nd  
ILL - Leshoure 13 run (Leshoure rush), 11:40, 3rd  
BU - Finley 4 run (Jones kick), 8:03, 3rd  
BU - Wright 39 pass from Griffin III (Jones kick), 13:43, 4th  
ILL - Leshoure 5 run (Dimke kick), 7:14, 4th  
ILL - Scheelhaase 55 run (Dimke kick), 0:41, 4th

	ILL	BU
First Downs	25	24
Rushing Att.-Yards	50-291	29-124
Passing Yards	242	313
Passing (C-A-I)	18-23-0	31-43-0
Total Offense	533	437
Punts-Avg.	5-40.2	6-40.0
Fumbles/Lost	1/0	4/2
Penalty-Yards	6-51	7-74
3rd Down Conv.	6-of-14	2-of-10
Time of Possession	33:15	26:45

**RUSHING:** (ILL) Leshoure 29-184 3 TD, Ford 12-54, Scheelhaase 9-53 1 TD; (BU) Finley 12-63 1 TD, Griffin III 16-44, Reese 1-17.

**PASSING:** (ILL) Scheelhaase 18-23-0-242; (BU) Griffin III 30-41-0-306 1 TD, Florence 1-1-0-7, TEAM 0-1-0-0.

**RECEIVING:** (ILL) Jenkins 6-52, Fayson 4-31, Ford 3-29, Leshoure 2-21, Lankford 1-52, Millines, 1-32, Wilson 1-25; (BU) Wright 12-127 1 TD, Gordon 6-50, B. Taylor 5-81, Reese 3-22, Sampson 2-3, T. Williams 1-12, Monk 1-10, Buerck 1-8.

**ATTENDANCE:** 68,211



# BOWL HISTORY

## 2011 VALERO ALAMO BOWL

### NO. 15 BAYLOR 67, WASHINGTON 56

Dec. 29, 2011 • Alamodome • San Antonio, Texas

A thrilling, back-and-forth, record-shattering Valero Alamo Bowl ended with Baylor pulling out an incredible 67-56 victory over Washington in the wildest shootout of the 2011 bowl season or any other in memory.

Heisman Trophy winner Robert Griffin III didn't dominate in his last college game – Baylor's rushing game did.

The game shattered the previous bowl record for points in a regulation game, which was 102 set in the 2001 GMAC Bowl between Marshall and East Carolina.

Baylor, which won its first bowl game since 1992, and Washington also set a bowl record for total offense in a game with 1,397 yards.

Baylor's Terrance Ganaway rushed for 200 yards and five touchdowns. His last was a 43-yard run with 2:28 left to seal Baylor's first 10-win season since 1980. Ganaway was awarded the offensive MVP honors for his efforts, while linebacker Elliot Coffey, who totaled 15 tackles, was named defensive MVP.

Griffin was 24 of 33 for 295 yards -- and his only touchdown throw came on the game's opening drive.

The announced attendance of 65,256 was the fifth-largest in the bowl's history.

### GAME STATISTICS

Washington	7	28	14	7	—	56
Baylor	21	3	29	14	—	67

BU - Wright 11 pass from Griffin III (Jones kick), 11:14, 1st  
 UW - Price 5 run (Folk kick), 7:26, 1st  
 BU - Salubi 36 run (Jones kick), 6:03, 1st  
 BU - Griffin III 24 run (Jones kick), 0:48, 1st  
 UW - Johnson 12 pass from Price (Folk kick), 11:32, 2nd  
 UW - Aguilar 1 pass from Price (Folk kick), 4:52, 2nd  
 UW - Price 15 run (Folk kick), 1:38, 2nd  
 UW - Polk 56 run (Folk kick), 0:31, 2nd  
 BU - Jones 42 field goal, 0:00, 2nd  
 UW - Kearse 80 pass from Price (Folk kick), 14:00, 3rd  
 BU - Salubi 7 run (Jones kick), 11:06, 3rd  
 BU - Ganaway 89 run (Monk pass from Griffin III), 8:28, 3rd  
 UW - Aguilar 13 pass from Price (Folk kick), 7:44, 3rd  
 BU - Ganaway 1 run (Jones kick), 6:01, 3rd  
 UW - Price 8 run (Folk kick), 9:40, 4th  
 BU - Ganaway 4 run (Jones kick), 8:15, 4th  
 BU - Ganaway 43 run (Jones kick), 2:28, 4th

	UW	BU
First Downs	26	33
Rushing Att.-Yards	37-182	52-482
Passing Yards	438	295
Passing (C-A-I)	23-37-0	24-33-0
Total Offense	620	777
Punts-Avg.	2-54.5	2-52.0
Fumbles/Lost	2/2	1/1
Penalty-Yards	1-15	8-58
3rd Down Conv.	9-of-16	7-of-14
Time of Possession	31:50	28:10

**RUSHING:** (UW) Polk 30-147 1 TD, Price 5-39 3 TD Callier 2-(-)4; (BU) Ganaway 21-200 5 TD, Reese 2-101, Salubi 5-101 2 TD, Griffin III 18-55 1 TD, Wright 4-28.

**PASSING:** (UW) Price 23-37-0-438 4 TD; (BU) Griffin III 24-33-0-295 1 TD.

**RECEIVING:** (UW) Kearse 5-198 1 TD, Aguilar 5-90 2 TD, Seferian 5-59, Williams 3-19, Johnson 2-36, Polk 2-8, Callier 1-28; (BU) Wright 7-91 1 TD, Williams 6-62, Reese 5-66, Sampson 3-25, Norwood 1-23, Monk 1-15, Salubi 1-13.

ATTENDANCE: 65,256

## 2012 BRIDGEPOINT HOLIDAY BOWL

### BAYLOR 49, NO. 17 UCLA 26

Dec. 27, 2012 • Qualcomm Stadium • San Diego, Calif.

By early in the second quarter, Baylor was well on its way to blitzing No. 17 UCLA and Nick Florence had supplanted Robert Griffin III as the Bears' season passing leader.

The Bears overwhelmed the Bruins 49-26 in the Bridgepoint Holiday Bowl as Florence threw for two scores and ran for another. Glasco Martin ran for three touchdowns.

Florence completed 10 of 13 passes for 188 yards, giving him 4,309 for the season to break RG3's school record of 4,293 set in his Heisman Trophy-winning 2011 season. Baylor won its final four games and five of six.

Lache Seastrunk rushed 16 times for 138 yards and one score for Baylor, which outgained UCLA 494-362.

Baylor's defense came up big, too. The Bears sacked Brett Hundley six times, including two by Chris McAllister, and shut down the Bruins' ground game limiting them to only 33 yards on 28 carries.

Baylor raced to a 21-0 lead by early in the second quarter on Martin's 4-yard run and Florence's TD passes of 8 yards to Antwan Goodley and 55 yards to Tevin Reese.

After a UCLA score, Baylor added two more touchdowns to put it out of reach at 35-7.

### GAME STATISTICS

Baylor	14	21	7	7	—	49
UCLA	0	10	3	13	—	26

BU - Martin 4 run (Jones kick), 8:01, 1st  
 BU - Goodley 8 pass from Florence (Jones kick), 4:22, 1st  
 BU - Reese 55 pass from Florence (Jones kick), 11:08, 2nd  
 UCLA - Fauria 22 pass from Hundley (Fairbairn kick), 6:21, 2nd  
 BU - Martin 26 run (Jones kick), 4:36, 2nd  
 BU - Seastrunk 43 run (Jones kick), 1:58, 2nd  
 UCLA - Fairbairn 30 field goal, 0:07, 2nd  
 UCLA - Fairbairn 40 field goal, 8:18, 3rd  
 BU - Martin 1 run (Jones kick), 1:52, 3rd  
 BU - Florence 1 run (Jones kick), 7:46, 4th  
 UCLA - Sweet 34 pass from Hundley (Fairbairn kick)

	BU	UCLA
First Downs	25	17
Rushing Att.-Yards	67-306	28-33
Passing Yards	188	329
Passing (C-A-I)	10-13-0	26-52-0
Total Offense	494	362
Punts-Avg.	3-47.7	6-42.7
Fumbles/Lost	0/0	2/0
Penalty-Yards	1-5	6-59
3rd Down Conv.	6-of-14	1-of-17
Time of Possession	35:30	24:30

**RUSHING:** (BU) Seastrunk, Lache 16-138; Martin, Glasco 21-98; Florence, Nick 18-37; Salubi, Jarred 8-27; Goodley, Antwan 1-5; Reese, Tevin 1-4; Petty, Bryce 1-minus 1; Team 1-minus 2. (UCLA) Franklin, Johna 14-34; Locke, Jeff 1-8; James, Jordan 2-3; Fuller, Devin 1-0; Walker, Kenneth 1-minus 2; Hundley, Brett 9-minus 10.

**PASSING:** (BU) Florence, Nick 10-13-0-188. (UCLA) Hundley, Brett 26-50-0-329; Team 0-2-0-0.

**RECEIVING:** (BU) Reese, Tevin 2-68; Williams, Terrance 2-68; Goodley, Antwan 2-19; Najvar, Jordan 2-16; Norwood, Levi 1-10; Sampson, Lanear 1-7. (UCLA) Evans, Shaquell 7-82; Johnson, Jerry 5-116; Fauria, Joseph 5-59; Walker, Kenneth 3-19; Fuller, Devin 3-12; Sweet, Logan 1-34; Franklin, Johna 1-4; Payton, Jordan 1-3.

ATTENDANCE: 55,507

## 2014 TOSTITOS FIESTA BOWL

### NO. 15 UCF 52, NO. 6 BAYLOR 42

Jan. 1, 2014 • University of Phoenix Stadium • Glendale, Ariz.

No. 6-ranked Baylor, a 17-point favorite in the Fiesta Bowl at kickoff, never led against No. 15 Central Florida in a 52-42 loss at University of Phoenix Stadium.

The Bears rolled up 550 yards, but UCF had 556 and fewer mistakes.

The Knights scored touchdowns on their first two possessions. Baylor tied it at 28 with 10:18 left in the third quarter, but UCF outscored the Bears 24-14 from there in the highest-scoring Fiesta Bowl and second-highest BCS bowl ever.

The Bears were penalized 17 times for 135 yards to UCF's four for 40 yards.

Bryce Petty completed 30 of 46 passes for 356 yards and two touchdowns. The Bears' Lache Seastrunk rushed for 117 yards on 17 carries.

Baylor set the all-time NCAA record for most points in a 13-game season with 681 points.

Petty's career-high and program-record three rushing TDs by a QB were the most by any QB in the 2013-14 bowl season and set a Fiesta Bowl record.

Petty accounted for 20 total points, tied for the second-highest total by a QB in a bowl game since data started being kept in 1996 (24 by Young in 2005 Rose Bowl and 20 by Vince Young in 2006 National Championship).

### GAME STATISTICS

UCF	14	14	7	17	—	52
Baylor	7	13	8	14	—	42

UCF - Johnson 11 run (Moffitt kick), 11:24, 1st  
 UCF - Johnson 2 run (Moffitt kick), 7:46, 1st  
 BU - Petty 1 run (Jones kick), 3:49, 1st  
 BU - Norwood 30 pass from Petty (Trahan pass failed), 8:01, 2nd  
 UCF - Hall 50 pass from Bortles (Moffitt kick), 5:05, 2nd  
 BU - Petty 13 run (Jones kick), 2:55, 2nd  
 UCF - Hall 34 pass from Bortles (Moffitt kick), 0:44, 2nd  
 BU - Petty 1 run (Petty rush), 10:18, 3rd  
 UCF - Perriman 10 pass from Bortles (Moffitt kick), 5:38, 3rd  
 UCF - Bortles 15 run (Moffitt kick), 13:37, 4th  
 BU - Martin 9 run (Jones kick), 12:16, 4th  
 UCF - Johnson 40 run (Moffitt kick), 10:26, 4th  
 UCF - Moffitt 36 field goal, 4:44, 4th  
 BU - Fuller 9 pass from Petty (Jones kick), 1:15, 4th

	UCF	BU
First Downs	29	27
Rushing Att.-Yards	44-255	38-194
Passing Yards	301	356
Passing (C-A-I)	20-31-2	30-47-1
Total Offense	556	550
Punts-Avg.	4-41.0	7-43.6
Fumbles/Lost	2/1	1/0
Penalty-Yards	4-40	17-135
3rd Down Conv.	6-of-11	9-of-18
Time of Possession	34:47	25:13

**RUSHING:** (UCF) Johnson, Storm 20-124; Bortles, Blake 8-93; Stanback, W. 13-33; Godfrey, Jeff 1-7; TEAM 2-minus 2. (BU) Seastrunk, L. 17-117; Goodley, Antwan 1-22; Linwood, Shock 3-19; Martin, Glasco 6-19; Petty, Bryce 11-17.

**PASSING:** (UCF) Bortles, Blake 20-31-2-301. (BU) Petty, Bryce 30-47-1-356.

**RECEIVING:** (UCF) Godfrey, Jeff 5-60; Worton, J.J. 5-56; Hall, Rannell 4-113; Perriman, B. 3-48; Stanback, W. 2-25; Johnson, Storm 1-minus 1. (BU) Coleman, Corey 7-88; Lee, Jay 5-80; Reese, Tevin 5-43; Norwood, Levi 4-63; Goodley, Antwan 4-20; Fuller, Clay 3-52; Najvar, Jordan 1-7; Linwood, Shock 1-3.

ATTENDANCE: 65,172

## BOWL HISTORY

## 2015 GOODYEAR COTTON BOWL

## NO. 7 MICHIGAN STATE 42, NO. 4 BAYLOR 41

Jan. 1, 2015 • AT&amp;T Stadium • Arlington, Texas

Connor Cook threw a 10-yard touchdown pass to Keith Mumphery with 17 seconds left to cap a three-touchdown, fourth-quarter comeback in No. 7 Michigan State's 42-41 victory over playoff-snubbed Baylor on New Year's Day in the Goodyear Cotton Bowl.

The Spartans (11-2) got the winning touchdown after Marcus Rush blocked a Baylor field goal with just more than a minute left.

When No. 4 Baylor (11-2) got the ball back for one last try, Bryce Petty was sacked on consecutive plays before Riley Bullough's clinching interception.

Petty completed 36 of 51 passes for a Cotton Bowl-record 550 yards and three touchdowns, two to speedy freshman KD Cannon and the other to 390-pound backup guard LaQuan McGowan that put Baylor up 41-21 late in the third quarter.

Jeremy Langford ran for 162 yards and three touchdowns for the Spartans, whose only losses were to playoff teams Oregon and Ohio State.

## GAME STATISTICS

Michigan State	14	0	7	21	-	42
Baylor	14	10	17	0	-	41

MSU - Langford, 2 yd run (Geiger kick), 12:27, 1st  
 BU - Cannon 49 yd pass from Petty (Callahan kick), 8:56, 1st  
 MSU - Shelton 11 yd run (Geiger kick), 5:06, 1st  
 BU - Coleman 53 yd pass from Lee (Callahan kick), 2:32, 1st  
 BU - Petty 1 yd run (Callahan kick), 8:13, 2nd  
 BU - Callahan 25 yd field goal, 3:14, 2nd  
 BU - Cannon 74 yd pass from Petty (Callahan kick), 14:32, 3rd  
 BU - Callahan 46 yd field goal, 11:23, 3rd  
 MSU - Langford 2 yd run (Geiger kick), 6:50, 3rd  
 BU - McGowan 18 yd pass from Petty (Callahan kick), 4:03, 3rd  
 MSU - Price 8 yd pass from Cook (Geiger kick), 12:09, 4th  
 MSU - Langford 1 yd run (Geiger kick), 4:55, 4th  
 MSU - Mumphery 10 yd pass from Cook (Geiger kick), 0:17, 4th

	MSU	BU
First Downs	29	25
Rushing Att.-Yards	46-238	22-20
Passing Yards	314	603
Passing (C-A-I)	42-24-2	52-37-1
Total Offense	552	583
Punts-Avg.	3-39.7	1-48.0
Fumbles/Lost	1/0	1/0
Penalty-Yards	7-75	11-105
3rd Down Conv.	12 of 18	6 of 15
Time of Possession	36:42	23:18

**RUSHING:** (MSU) Langford, J. 27-162; Hill, Nick 7-26; Lippett, Tony 1-19; Shelton, R.J. 2-11; Cook, Connor 6-11; Geiger, Michael 1-6; Kings, M. 1-4; TEAM 1-minus 1. (BU) Linwood, Shock 11-26; Chafin, Devin 1-minus 2; Jefferson, J. 2-minus 2; TEAM 1-minus 6; Petty, Bryce 7-minus 36.

**PASSING:** (MSU) Cook, Connor 24-42-2-314. (BU) Petty, Bryce 36-51-1-550; Lee, Jay 1-1-0-53.

**RECEIVING:** (MSU) Lippett, Tony 5-74; Mumphery, Keith 4-87; Burbridge, A. 4-57; Price, Josiah 3-27; Kings, M. 3-19; Langford, J. 2-7; Lyles, Jamal 1-21; Shelton, R.J. 1-17; Williams, D. 1-5. (BU) Goodley, Antwan 9-93; Cannon, KD 8-197; Coleman, Corey 7-150; Norwood, Levi 6-64; Lee, Jay 2-37; Fuller, Clay 2-25; McGowan, LaQuan 1-18; Linwood, Shock 1-14; Armstead, T. 1-5.

**ATTENDANCE:** 71,464

## 2015 RUSSELL ATHLETIC BOWL

## NO. 18 BAYLOR 49, NO. 10 NORTH CAROLINA 38

Dec. 29, 2015 • Citrus Bowl Stadium • Orlando, Fla.

Even with several key pieces of the most productive offense in college football missing, Baylor and the creative system of Art Briles proved unstoppable.

Johnny Jefferson rushed for three touchdowns and a record 299 yards, and No. 18 Baylor ran past No. 10 North Carolina 49-38 in the Russell Athletic Bowl.

Despite missing two quarterbacks (Seth Russell-neck injury, Jarrett Stidham-broken ankle), the Biletnikoff Award winning receiver (Corey Coleman-hernia surgery), and a 1,000-yard running back (Shock Linwood-broken foot), the Bears' No. 1-ranked scoring offense stayed creative, pounding out 645 yards rushing and 756 total yards -- both records for this bowl.

Devin Chafin added 161 yards and a touchdown, and Terence Williams rushed for 97 yards and two touchdowns for the Bears.

Though sophomore Chris Johnson started the day at QB, five different players -- Johnson, receiver Lynx Hawthorne, and running backs Jefferson, Chafin, and Williams -- all took snaps from center for the Bears within the first two series. They continued to use the quintet in multiple Wildcat formations throughout the game.

## GAME STATISTICS

North Carolina	7	10	14	7	-	38
Baylor	14	14	14	7	-	49

NC - Fritts 9 yd pass from Williams (Weiler kick), 8:37, 1st  
 BU - Hawthorne 6 yd run (Callahan kick), 4:25, 1st  
 BU - Chafin 2 yd run (Callahan kick), 0:15, 1st  
 NC - Weiler 32 yd field goal, 12:28, 2nd  
 BU - Jefferson 11 yd run (Callahan kick), 9:35, 2nd  
 BU - Jefferson, 27 yd run (Callahan kick), 2:16, 2nd  
 NC - Williams 4 yd run (Weiler kick), 0:35, 2nd  
 NC - Williams 1 yd run (Weiler kick), 11:45, 3rd  
 BU - Williams 3 yd run (Callahan kick), 3:07, 3rd  
 BU - Jefferson 80 yd run (Callahan kick), 2:04, 3rd  
 NC - Howard 27 yd pass from Williams (Weiler kick), 0:47, 3rd  
 BU - Williams 1 yd run (Callahan kick), 10:24, 4th  
 NC - Singleton 7 yd pass from Williams (Weiler kick), 2:20, 4th

	NC	BU
First Downs	28	38
Rushing Att.-Yards	36-244	84-645
Passing Yards	243	111
Passing (C-A-I)	36-22-1	18-10-1
Total Offense	72-487	102-756
Punts-Avg.	3-41.0	0-0.0
Fumbles/Lost	2-1	1-0
Penalties-Yards	5-34	11-117
3rd Down Conv.	9 of 13	10 of 17
Time of Possession	22:54	37:06

**RUSHING:** (UNC) Hood, E 13-118; Williams, M 17-81; Logan, T 5-32; Morris, R 1-13. (BU) Jefferson, J. 23-299; Chafin, Devin 27-156; Williams, T. 16-97; Hawthorne, Lynx 7-63; Johnson, Chris 9-36; TEAM 2-minus 6.

**PASSING:** (UNC) Williams, M 22-36-1-243. (BU) Johnson, Chris 7-12-1-82; Jefferson, J. 1-3-0-24; Chafin, Devin 1-2-0-3; Hawthorne, Lynx 1-1-0-2.

**RECEIVING:** (UNC) Davis, Q 6-60; Howard, B 3-42; Switzer, R 3-29; Hollins, M 2-34; Fritts, B 2-19; Singleton, K 2-18; Hood, E 2-7; Washington, D. 1-23; Morris, R 1-11. (BU) Cannon, KD 4-40; Lee, Jay 2-32; Williams, T. 2-7; Zamora, Ishmael 1-24; Penning, Gus 1-8.

**ATTENDANCE:** 40,418

## 2016 MOTEL 6 CACTUS BOWL

## BAYLOR 31, BOISE STATE 12

Dec. 27, 2016 • Chase Field • Phoenix, Ariz.

Baylor saved its best for last. Putting together arguably its most complete game since last year's Russell Athletic Bowl victory over North Carolina, the Bears (7-6) steamrolled to a 31-12 rout of the Boise State Broncos Tuesday night in the Motel 6 Cactus Bowl.

Freshman quarterback Zach Smith threw for 375 yards and three touchdowns, offensive MVP KD Cannon hauled in a career-high and school bowl-record 14 passes for 226 yards and two touchdowns and running back Terence Williams recorded his fourth 100-yard game of the season with 103 yards on 25 totes.

But this one was about the defense. Phil Bennett's unit forced three turnovers, had four sacks and held the Broncos (10-3) out of the end zone until Brett Rypien hit Cedrick Wilson with a 28-yard TD pass with just 80 seconds left

## GAME STATISTICS

Boise State	0	6	0	6	-	12
Baylor	7	14	3	7	-	31

BU - Cannon 30 yd pass from Smith (Callahan kick), 5:53, 1st  
 BSU - Rausa 24 yd field goal, 13:40, 2nd  
 BU - Cannon 68 yd pass from Smith (Callahan kick), 12:14, 2nd  
 BU - Hasty 5 yd run (Callahan kick), 4:19, 2nd  
 BSU - Rausa 26 yd field goal, 00:11, 2nd  
 BU - Callahan 34 yd field goal, 3:18, 3rd  
 BU - Zamora 14 yd pass from Smith (Callahan kick), 10:03, 4th  
 BSU - Wilson 28 yd pass from Rypien (Rypien pass INT), 1:20, 4th

	BSU	BU
First Downs	25	29
Rushing Att.-Yards	38-83	43-140
Passing Yards	305	375
Passing (C-A-I)	32-51-2	29-40-1
Total Offense	89-388	83-515
Punts-Avg.	3-41.3	2-48.0
Fumbles/Lost	2/1	0/0
Penalties-Yards	3-15	11-125
3rd Down Conv.	8 of 19	8 of 15
Time of Possession	32:55	27:05

**RUSHING:** (BSU) McNichols 19-46; Mattison 8-21; Sperbeck 1-10; Wilson 1-6; Rypien 9-0. (BU) Williams 25-103; Hasty 7-23;

Schrepfer 2-3; Smith 7-2; Atkinson 1-1; Hawthorne 1-(-1).

**PASSING:** (BSU) Rypien 32-51-2-305. (BU) Smith 28-39-1-375; Williams 1-1-0-0.

**RECEIVING:** (BSU) Sperbeck 8-79; Wilson 6-88; Roh 6-54; McNichols 5-24; Anderson 3-30; Modster 1-15; Dhaenens 1-7; Mattison 1-5; Blakley 1-3. (BU) Cannon 14-226; Platt 6-82; Zamora 5-23; Stricklin 2-31; Atkinson 1-10; Smith 1-3.

**ATTENDANCE:** 33,328

# BOWL HISTORY

## 2018 ACADEMY SPORTS HOUSTON BOWL

### BAYLOR 45, VANDERBILT 38

Dec. 27, 2018 • NRG Stadium • Houston, Texas

Two years after taking a leap of faith to join a Baylor football program that was trying to rise from the ashes, sophomores Charlie Brewer and Treستان Ebner led the Bears to an exhilarating 45-38 Texas Bowl victory over Vanderbilt Thursday night at NRG Stadium.

Voted the game MVP, Brewer hooked up with Ebner on a 75-yard TD strike and then Marques Jones for 52 yards in a crazy, back-and-forth game that went down to the wire.

In a game that produced over 1,200 yards combined, Baylor's defense came up with just enough stops to help the Bears pull out their third bowl win in the last four years and finish 7-6 in head coach Matt Rhule's second season.

Vanderbilt (6-7) got the ball back with one more shot after Jones' go-ahead score, but couldn't go anywhere in four downs. Baylor ran out the final 60 seconds and celebrated its third bowl win in four years and first win over an SEC opponent in 33 years.

### GAME STATISTICS

<b>Baylor</b>	<b>10</b>	<b>7</b>	<b>14</b>	<b>14</b>	<b>-</b>	<b>45</b>
<b>Vanderbilt</b>	<b>14</b>	<b>7</b>	<b>7</b>	<b>10</b>	<b>-</b>	<b>38</b>

BU - Blasingame 65 yd pass from Shurmur (Guay kick), 14:04, 1st  
 BU - Martin 23 yd field goal, 9:16, 1st  
 BU - Lovett 12 yd run (Martin kick), 2:19, 1st  
 VU - Vaughn 68 yd run (Guay kick), 0:23, 1st  
 BU - Hasty 18 yd run (Martin kick), 11:33, 2nd  
 VU - Vaughn 69 yd run (Guay kick), 9:57, 2nd  
 BU - Ebner 34 yd run (Martin kick), 12:54, 3rd  
 BU - Brewer 1 yd run (Mayers kick), 4:51, 3rd  
 VU - Blasingame 2 yd run (Guay kick), 0:16, 3rd  
 VU - Blasingame 1 yd run (Guay kick), 9:31, 4th  
 VU - Ebner 75 yd pass from Brewer (Mayers kick), 9:19, 4th  
 VU - Guay 33 yd field goal, 3:30, 4th  
 BU - M. Jones 52 yd pass from Brewer (Mayers kick), 1:50, 4th

	<b>BU</b>	<b>VANDY</b>
<b>First Downs</b>	30	22
<b>Rushing Att.-Yards</b>	46-284	24-287
<b>Passing Yards</b>	384	286
<b>Passing (C-A-I)</b>	21-35-1	18-38-0
<b>Total Offense</b>	668	573
<b>Punts-Avg.</b>	1-47.0	2-39.5
<b>Fumbles/Lost</b>	0/0	1/1
<b>Penalties-Yards</b>	7-50	4-26
<b>3rd Down Conv.</b>	6 of 15	7 of 13
<b>Time of Possession</b>	35:26	24:34

**RUSHING:** BU-Brewer 16-109; Ebner 13-90; Hasty, 8-58; Lovett 9-27  
 VU-Vaughn 13-243; Bolar 2-24; Blasingame 4-16;  
 Shurmur 4-14; Tennyson 1-minus 10.

**PASSING:** BU-Brewer 21-34-1-384; Bohanon 0-1-0-0.  
 VU-Shurmur 18-37-0-286; TEAM 0-1-0-0.

**RECEIVING:** BU-Mims 6-95; Fleeks4-34; Ebner 3-109; Thornton 3-72;  
 Henle 2-11; Jones 1-52; Platt 1-7; Sneed 1-4. VU-Lipscomb 6-30;  
 Pinkney 5-76; Blasingame 3-85; Bolar 3-43; Abdur-Rahman 1-52.

**ATTENDANCE:** 51,104

## 2020 ALLSTATE SUGAR BOWL

### NO. 5 GEORGIA 26, NO. 7 BAYLOR 14

Jan. 1, 2020 • Mercedes-Benz Superdome • New Orleans, La.

Outside the Baylor locker room, there were few if any people that thought the Bears would make it to the Superdome this year and play in the New Year's Day Sugar Bowl.

And there were probably even fewer that gave Baylor any chance of making a run at fifth-ranked Georgia after being shut out in the first half and trailing 19-0.

Instead of throwing in the towel, though, the Bears had a spirited second-half comeback with two third-quarter touchdowns and twice had the ball in the final quarter with a chance to make this a one-score game.

Ultimately, the Bulldogs (12-2) had enough to hold off the rally and survived for a 26-14 win before a crowd of 55,211 that left Baylor (11-3) short of that elusive school-record 12th win.

Junior QB Charlie Brewer threw a 12-yard touchdown pass to Denzel Mims on the opening drive of the second half and added a one-yard QB keeper that pulled the Bears within 26-14 with 4:10 left in the third quarter.

But, he was knocked out of the game and carted off the field after taking a vicious sideline hit with 8:52 left in the game.

Brewer bounced back from a frustrating first half for the offense to complete 24-of-41 for 211 yards and one touchdown and also scored his 11th rushing TD of the season and 18th of his career. That one rushing touchdown matched the total Georgia's defense had given up all season.

### GAME STATISTICS

<b>Georgia</b>	<b>3</b>	<b>16</b>	<b>7</b>	<b>0</b>	<b>-</b>	<b>26</b>
<b>Baylor</b>	<b>0</b>	<b>0</b>	<b>14</b>	<b>0</b>	<b>-</b>	<b>14</b>

UGA - Blankenship 24 yd field goal, 00:49, 1st  
 UGA - Pickens 27 yd pass from Fromm (Blankenship kick), 12:28, 2nd  
 UGA - Blankenship 31 yd field goal, 8:08, 2nd  
 UGA - Landers 16 yd pass from Fromm (2pt failed), 1:51, 2nd  
 BU - Mims 12 yd pass from Brewer (Mayers kick), 12:14, 3rd  
 UGA - White 13 yd run (Blankenship kick), 7:16, 3rd  
 BU - Brewer 1 yd run (Mayers kick), 4:10, 3rd

	<b>UGA</b>	<b>BU</b>
<b>First Downs</b>	19	21
<b>Rushing Att.-Yards</b>	40-130	28-61
<b>Passing Yards</b>	250	234
<b>Passing (C-A-I)</b>	20-30-0	28-50-2
<b>Total Offense</b>	380	295
<b>Punts-Avg.</b>	7-42.1	7-49.1
<b>Fumbles/Lost</b>	0/0	2/1
<b>Penalties-Yards</b>	6-82	10-90
<b>3rd Down Conv.</b>	5 of 16	8 of 18
<b>Time of Possession</b>	32:23	27:37

**RUSHING:** UGA-White 18-92; McIntosh 6-26; Simmons 3-22;  
 Cook 3-12; Camarda 1-6; Robertson 1-4; Swift 1-2; Fromm 3-(-12);  
 TEAM 4-minus 22. BU-Ebner 5-23; Lovett 3-18; Hasty 8-13;  
 Brewer 9-7; Fleeks 1-4; Zeno 2-(-4).

**PASSING:** UGA-Fromm 20-30-0-250. BU-Brewer 24-41-1-211;  
 Zeno, Jacob 4-9-1-23.

**RECEIVING:** UGA-Pickens 12-175; Simmons 4-47; Landers 3-25;  
 McIntosh 1-3. BU-Ebner 7-70; Mims 5-75; Thornton 4-38;  
 Sneed 4-20; Hasty 3-11; Fleeks 2-11; Henle 2-7; Lovett 1-2.

**ATTENDANCE:** 55,211

## 2022 ALLSTATE SUGAR BOWL

### NO. 6 BAYLOR 21, NO. 8 MISSISSIPPI 7

Jan. 1, 2022 • Caesars Superdome • New Orleans, La.

History made.

Baylor's defense recorded a Sugar Bowl-record 10 sacks, got a 96-yard interception return from Al Walcott and two picks by JT Woods as the sixth-ranked Bears (12-2) defeated No. 8 Ole Miss, 21-7, in the 88th Allstate Sugar Bowl and became the first team in school history to win 12 games.

While the offense sputtered most of the night, Abram Smith rushed for 172 yards on 25 carries and shattered Terrance Ganaway's single-season record with 1,601 yards. He also picked up a big first down on a six-yard reception that set up Gerry Bohanon's two-yard TD pass to Tyquan Thornton that gave Baylor the two-touchdown lead with 7:24 left in the game.

Ole Miss (10-3) lost quarterback Matt Corral late in the first quarter when he had to be helped off the field with a leg injury after a Cole Maxwell sack. Luke Altmeyer went the rest of the way for the Rebels, completing 15 of 29 passes for 174 yards and a touchdown, but he was also sacked eight times and picked off twice.

Terrel Bernard, the Sugar Bowl game MVP, finished with a school record-tying 20 tackles, two sacks and a pass breakup.

### GAME STATISTICS

<b>Baylor</b>	<b>0</b>	<b>7</b>	<b>0</b>	<b>14</b>	<b>-</b>	<b>21</b>
<b>Ole Miss</b>	<b>0</b>	<b>0</b>	<b>7</b>	<b>0</b>	<b>-</b>	<b>7</b>

BU - Walcott 96 yd interception (Hankins kick), 10:16, 2nd  
 OM - Sanders 37 yd pass from Altmeyer (Nation kick), 9:13, 3rd  
 BU - Baldwin 48 yd run (Hankins kick), 11:14, 4th  
 BU - Thornton 2 yd pass from Bohanon (Hankins kick), 7:24, 4th

	<b>BU</b>	<b>OLE MISS</b>
<b>First Downs</b>	12	20
<b>Rushing Att.-Yards</b>	41-279	54-138
<b>Passing Yards</b>	40	184
<b>Passing (C-A-I)</b>	7-17-1	17-34-3
<b>Total Offense</b>	319	322
<b>Punts-Avg.</b>	6-36.0	5-47.6
<b>Fumbles/Lost</b>	0/0	0/0
<b>Penalties-Yards</b>	5-55	7-49
<b>3rd Down Conv.</b>	7 of 15	6 of 22
<b>Time of Possession</b>	28:24	31:36

**RUSHING:** BU-Smith 25-172; Baldwin 1-48; Ebner 6-36;  
 Bohanon 6-20; Doyle 1-3; Estrada 1-1; TEAM 1-(-1); OM-Ealy 12-65;  
 Conner 11-42; Corral 7-17; Drummond 3-16; Parrish 4-11;  
 Altmeyer 17-(-13)

**PASSING:** BU-Bohanon 7-17-1-40; OM-Altmeyer 15-28-2-174;  
 Corral 2-6-1-10

**RECEIVING:** BU-Estrada 2-14; Sneed 2-10; Dabney 1-8; Smith 1-6;  
 Thornton 1-2; OM-Drummond 9-104; Sanders 1-37; Mingo 2-33;  
 Ealy 2-4; Parrish 1-4; Conner 2-2

**ATTENDANCE:** 66,479

# BOWL HISTORY

## 2022 ARMED FORCES BOWL

### AIR FORCE 30, BAYLOR 15

Dec. 22, 2022 • Amon G. Carter Stadium • Fort Worth

Coming into Thursday’s chilly Armed Forces Bowl, the Baylor Bears had to feel like they had a good chance if they could hold one of the nation’s top running backs to a meager 3.1 yards per carry.

Air Force fullback Brad Roberts had to work for every yard he got, finishing with 116 yards on 36 carries and getting stopped twice on fourth-and-short.

But, quarterback Haaziq Daniels took up the slack for his more-heralded teammate, throwing for 103 yards and one touchdown and adding 81 yards and another TD on the ground in leading the Falcons (10-3) to a 30-15 win over the Bears (6-7) before a sparse crowd that braved the freezing conditions at Amon Carter Stadium.

To his credit, Doyle made back-to-back stops on Roberts in the final minute, giving the offense the ball back for one more shot with 22 seconds left. But, Baylor quarterback Blake Shapen was sacked by the Falcons’ Payton Zadroik on the final play of the game.

This was a historically cold night. The kickoff temperature of 13 degrees with a wind-chill factor of negative-1 is believed to be the coldest in Baylor football history and one degree higher than the all-time record for any college football bowl game.

### GAME STATISTICS

<b>Baylor</b>	<b>0</b>	<b>7</b>	<b>0</b>	<b>8</b>	<b>-</b>	<b>15</b>
<b>Air Force</b>	<b>9</b>	<b>0</b>	<b>14</b>	<b>7</b>	<b>-</b>	<b>30</b>

AF - Roberts 2 yd rush (Dapore kick), 5:20, 1st  
 AF - Dapore 37 yd FG, 1:13, 1st  
 BU - Presley 8 yd pass from Shapen (Mayers kick), 0:05, 2nd  
 AF - Daniels 2 yd rush (Dapore kick), 12:28, 3rd  
 AF - Rilios 15 yd pas from Daniels (Dapore kick), 2:29, 3rd  
 AF - Roberts 1 yd rush (Dapore kick), 12:40, 4th  
 BU - Holmes 14 yd pass from Shapen (Shapen rush), 3:34, 4th

	<b>BU</b>	<b>AF</b>
<b>First Downs</b>	11	20
<b>Rushing Att.-Yards</b>	26-42	67-276
<b>Passing Yards</b>	188	103
<b>Passing (C-A-I)</b>	11-23-0	4-7-0
<b>Total Offense</b>	49-230	73-379
<b>Punts-Avg.</b>	4-36.2	2-20.5
<b>Fumbles/Lost</b>	0-0	0-0
<b>Penalties-Yards</b>	5-27	2-20
<b>3rd Down Conv.</b>	0 of 11	8 of 16
<b>Time of Possession</b>	19:57	40:03

**RUSHING:** (BU) Williams 7-25; Jones 5-14; Reese 8-10; Cameron 1-1; Shapen 5--8. (AF) Roberts 37-116; Daniels 15-81; Eldridge III 10-65; Hughes 4-15.

**PASSING:** (BU) Shapen 11-23-0-188. (AF) Daniels 4-7-0-103.

**RECEIVING:** (BU) Holmes 4-47; Cameron 3-56; Johnson 2-20; Ellis 1-57; Presley 1-8. (AF) Cormier 2-20, Terry 1-68; Rilios 1-15.

**ATTENDANCE:** 43,670



## COLLEGE FOOTBALL HALL OF FAME

**MORLEY JENNINGS****HEAD COACH**  
**1973 INDUCTEE**

Morley Jennings spent 15 seasons as the Bears' head football coach, compiling a record of 83-60-6 from 1926-40. Ten of Jennings' Baylor teams had winning seasons, including the 1935 squad which went 8-3. From 1937-39 his Bears went 21-8-1. Among the great players he coached were Barton Koch, Sam Boyd, Billy Patterson and Jack Russell.

**BARTON KOCH****LINEMAN**  
**1974 INDUCTEE**

Barton "Botchey" Koch was considered by every football expert to be the greatest lineman of his era. He played in the days of one-platoon football and was called unstoppable both ways. In his senior season of 1930, Koch made a huge breakthrough for the Southwest Conference by becoming the league's first consensus All-American. He was elected to the Texas Sports Hall of Fame in 1967.

**BILL GLASS****OFFENSIVE GUARD**  
**1985 INDUCTEE**

Bill Glass was a unanimous consensus All-American guard on one of Baylor's greatest teams. As a senior in 1956, he helped the Bears to a 9-2 record and a 13-7 Sugar Bowl victory over previously undefeated Tennessee. Glass was voted the *Houston Post's* 1956 SWC Most Valuable Player. After a successful NFL playing career, he became one of the nation's most noted evangelists. Glass was a 1987 Texas Sports Hall of Fame inductee.

**JAMES RAY SMITH****OFFENSIVE TACKLE**  
**1987 INDUCTEE**

James Ray Smith won All-American honors from his tackle spot for the Bears in both 1953 and 1954. His senior year the Bears went 7-4 and played Auburn in the Gator Bowl. After a long career in the NFL, Smith remained active in college football, having served as president of the Cotton Bowl Athletic Association. He was selected as a 2004 Cleveland Browns Legend.

**LAWRENCE ELKINS****FLANKER**  
**1993 INDUCTEE**

In an era when running was considered the only way to pattern an offense, Baylor flanker Lawrence Elkins turned college football upside-down as the outstanding receiver in coach John Bridgers' pro-style attack. The first two-time consensus All-American (1963-64) in school history still shares Baylor's single-game record for receptions with 12, which he set against Texas in 1963. In 1963, he also established a then-NCAA record with 70 catches for 873 yards and helped the Bears defeat LSU in the Bluebonnet Bowl.

**MIKE SINGLETARY****LINEBACKER**  
**1995 INDUCTEE**

Singletery was the greatest middle linebacker in his era and arguably Baylor's finest football player ever. A three-time consensus All-SWC pick and two-time consensus All-American, Singletery also made the 1970-95 All-Quarter Century All-American Team. During his career with the Chicago Bears, he was named All-Pro eight times and won the NFL Man of the Year Award, an honor based on the highest standards of play and community involvement. Inducted into the Texas Sports Hall of Fame in 1995, Singletery received a 2006 NCAA Silver Anniversary Award, and is the only Baylor Bear inducted in both the College (1995) and Pro (1998) Football Halls of Fame. Named to FWAA 75th Anniversary team in 2015.

**GRANT TEAFF****HEAD COACH**  
**2001 INDUCTEE**

Grant Teaff became Baylor's winningest coach over a 21-year span from 1972 to 1992. He compiled a 128-105-6 record and led the Bears to a pair of Southwest Conference championships and eight bowl games. While posting 12 winning seasons, Teaff also guided six of his Baylor squads to season-ending national rankings. He was selected to the Texas Sports Hall of Fame in 1995 and currently serves as executive director emeritus of the American Football Coaches Association.

**HAYDEN FRY****QUARTERBACK**  
**2003 INDUCTEE**

Hayden Fry was a four-year letterwinner at Baylor, quarterbacking the Bears to Top 20 rankings in both 1949 and 1950. He made his most-notable mark on the college football world as a head coach, spending 37 seasons in the Division I-A ranks with stops at SMU, North Texas and Iowa. Fry, who was inducted into the Texas Sports Hall of Fame in 1997, registered 232 victories as a I-A head coach, 142 of which came at the University of Iowa from 1979-98.

**THOMAS EVERETT****FREE SAFETY**  
**2006 INDUCTEE**

A two-time first-team All-America selection, free safety Thomas Everett earned the 1986 Jim Thorpe Award as the nation's top defensive back. Twice named Southwest Conference Most Valuable Player and first-team all-conference, he was voted the conference's 1986-87 Athlete of the Year. Named to Baylor's 1980s All-Decade Team, Everett was a fourth-round selection of the Pittsburgh Steelers in the 1987 NFL Draft. He played nine seasons in the NFL with the Steelers, Dallas Cowboys and Tampa Bay Buccaneers.

**DON TRULL****QUARTERBACK**  
**2013 INDUCTEE**

Trull passed for more than 4,100 yards and 28 touchdowns in his college career from 1961-63. As a 1963 first-team All-American and first-team All-Southwest Conference selection, he led the nation in touchdowns and passing yards his senior season. Trull was a two-time winner of the Sammy Baugh Award for leading the country in completions (1962, 1963), and he finished fourth in Heisman Trophy voting as a senior. Trull led the Bears to the 1961 Gotham Bowl and the 1963 Bluebonnet Bowl under coach John Bridges. He was also the school's first-ever NFF National Scholar-Athlete and first two-time CoSIDA Academic All-America. The Oklahoma City native enjoyed an eight-year career in the professional ranks, playing for the Houston Oilers and Boston Patriots as well as the CFL's Edmonton Eskimos.

## ALL-AMERICANS

**NOTE:** In 1950, the National Collegiate Athletic Bureau (the NCAA's service bureau) compiled the first official comprehensive roster of all-time All-Americans. The compilation of the All-American roster was supervised by a panel of analysts working in large part with the historical records contained in the files of the Dr. Baker Football Information Service. The NCAA's roster consists of only those players who were first-team selections on one or more of the All-America teams that were selected for the national audience and received nationwide circulation. Not included in the NCAA's list are the thousands of players who received All-America mention on second or third teams, nor the numerous others who were selected by newspapers or agencies with circulations that were not primarily national and with viewpoints, therefore, that were not normally nationwide in scope.

**LEGEND FOR ALL-AMERICA SELECTIONS:** AFCA — American Football Coaches Association, AP — Associated Press, FWAA — Football Writers Association of America, UPI — United Press International (former after merger of United Press and International News Service in 1958)

### WESLEY BRADSHAW

#### HALFBACK

1921

A 1921 and 1922 letterman ... 1921 and 1922 consensus All-Southwest Conference ... Led Baylor to an 8-3 record and the 1922 SWC title ... Scored 182 points in career ... 1966 Texas Sports Hall of Fame inductee ... Baylor Athletic Hall of Fame member.

### BARTON KOCH

#### GUARD

1930 (CONSENSUS) — AP (SECOND TEAM), CENTRAL PRESS ASSOCIATION (FIRST TEAM), COLLIER'S WEEKLY (SECOND TEAM), LOS ANGELES TIMES, NEWSPAPER EDITORS ASSOCIATION (FIRST TEAM), NEW YORK SUN (FIRST TEAM), UNITED PRESS (SECOND TEAM)

A 1928, 1929 and 1930 letterman ... First consensus All-American in SWC history ... 1930 consensus All-Southwest Conference ... Inducted into National Football Foundation Hall of Fame in 1974 and Texas Sports Hall of Fame in 1967 ... Also a member of the Southwest Conference's 50-year all-star team and the all-time All-America team selected by Grantland Rice ... Considered by every football expert to be the greatest lineman of his era ... Played in the days of one-platoon football and was called unstoppable both ways ... Selected by the legendary D.X. Bible to the West squad for the East-West Shrine Game ... Bible later called him "the best guard I ever saw." ... Was voted the game's most valuable player ... Knute Rockne said he was "far and away the best guard I ever saw play." ... Paul Crume, longtime *Dallas Morning News* columnist, wrote upon Koch's death in 1964, "after reviewing my memories of Botchey Koch, I doubt that there ever was a better college lineman." ... Baylor Athletic Hall of Fame member.

### FRANK JAMES

#### END

1933

A 1931, 1932 and 1933 letterman ... All-Southwest Conference in 1932 ... Played for College Football Hall of Fame coach Morley Jennings ... Baylor Athletic Hall of Fame member.

### JIM TOM PETTY

#### END

1933

A 1931, 1932 and 1933 letterman ... 1933 consensus All-Southwest Conference ... 1933 team was 6-4 under head coach Morley Jennings.

### JOE JACK PEARCE

#### BACK

1933

A 1932, 1933 and 1934 letterman ... 1933 consensus All-Southwest Conference performer.

### CONSENSUS ALL-AMERICANS

1930	Barton Koch, G
1956	*Bill Glass, G
1963	Lawrence Elkins, E
1964	Lawrence Elkins, B
1972	Roger Goree, DE
1976	Gary Green, DB
1979	Mike Singletary, LB
1980	*Mike Singletary, LB
1986	*Thomas Everett, DB
1991	*Santana Dotson, DL
2006	*Daniel Sepulveda, P
2011	Robert Griffin III, QB
2012	*Terrance Williams, WR
2013	*Cyril Richardson, OG
2014	Spencer Drango, OT
2015	*Corey Coleman, WR
2015	*Spencer Drango, OT
2019	*James Lynch, DL
2021	Jalen Pitre, DB

\* — unanimous

### BILLY PATTERSON

#### QUARTERBACK

1938 — AP (SECOND TEAM)

A 1936, 1937 and 1938 letterman ... 1937 and 1938 consensus All-Southwest Conference ... 1937 *Houston Post* Most Valuable Player of the Southwest Conference ... In career, threw for 2,555 yards and 27 touchdowns ... Baylor Athletic Hall of Fame member.

### SAM BOYD

#### END

1938

A 1936, 1937 and 1938 letterman ... 1937 and 1938 consensus All-Southwest Conference performer ... As a player, his 1937 Baylor team was 7-3, and the 1938 squad was 7-2-1 ... Served as head coach at Baylor from 1956 to 1958 and went 15-15-1 ... Last Baylor alum to serve as head coach of the Bears' football program and one of three all-told ... Baylor Athletic Hall of Fame member.

### BOB NELSON

#### CENTER

1940

A 1938, 1939 and 1940 letterman ... 1939 consensus All-Southwest Conference ... Baylor was 7-3 in 1939 ... Baylor Athletic Hall of Fame member.

### JACK RUSSELL

#### END

1940

A 1940 and 1941 letterman ... 1940 consensus All-Southwest Conference ... Was a Baylor assistant coach under George Sauer ... Baylor Athletic Hall of Fame member.

### JACK WILSON

#### HALFBACK

1940

A 1939, 1940 and 1941 letterman ... Was a Baylor assistant coach under George Sauer ... Baylor Athletic Hall of Fame member.

### J.D. ISON

#### END

1949

A 1947 and 1949 letterman ... His 1949 Baylor team was 8-2 ... Tallied 42 receptions, then a school record, for 457 yards in 1949 ... Baylor Athletic Hall of Fame member.

# ALL-AMERICANS

## ADRIAN BURK

### QUARTERBACK

1949

A 1948 and 1949 letterman ... 1949 consensus All-Southwest Conference ... 1949 *Houston Post* Southwest Conference Most Valuable Player ... 1948 Baylor team finished 6-3-2 and defeated Wake Forest 20-7 in the Dixie Bowl ... In career, threw for 2,024 yards and 20 touchdowns ... Baylor Athletic Hall of Fame member.

## BILL ATHEY

### DEFENSIVE GUARD

1951

A 1950, 1951 and 1952 letterman ... 1951 and 1952 consensus All-Southwest Conference ... Baylor finished the 1951 season ranked ninth in both the Associated Press and UPI polls ... Baylor Athletic Hall of Fame member.

## KEN CASNER

### DEFENSIVE TACKLE

1951

A 1949, 1950 and 1951 letterman ... In Casner's three years on the varsity, Baylor posted a 23-7-1 record and lost to Georgia Tech 17-14 in the 1952 Orange Bowl ... Baylor Athletic Hall of Fame member.

## STANLEY WILLIAMS

### END

1951 – FWAA (FIRST TEAM)

A 1949, 1950 and 1951 letterman ... 1951 consensus All-Southwest Conference ... In career, he caught 65 passes for 1,029 yards and 11 touchdowns ... 2003 Texas Sports Hall of Fame inductee ... Baylor Athletic Hall of Fame member.

## LARRY ISBELL

### QUARTERBACK

1951 – FWAA (FIRST TEAM)

A 1950 and 1951 letterman ... 1950 and 1951 consensus All-Southwest Conference ... 1950 *Houston Post* MVP ... In career, threw for 2,650 yards and 25 touchdowns ... Was a 1951 consensus All-America baseball player ... 2000 Texas Sports Hall of Fame inductee ... Baylor Athletic Hall of Fame member.

## JERRY COODY

### HALFBACK

1952

A 1951, 1952 and 1953 letterman ... 1953 consensus All-Southwest Conference ... 1952 team was 7-3 ... In career, he rushed for 1,536 yards ... Baylor Athletic Hall of Fame member.

## L.G. DUPRE

### HALFBACK

1952

A 1952, 1953 and 1954 letterman ... The 1954 Baylor team was 7-4 and lost to Auburn in the Gator Bowl ... In career, rushed for 1,423 yards on 311 carries ... Nicknamed Long Gone ... Baylor Athletic Hall of Fame member.

## JACK SISCO

### CENTER

1952

A 1950, 1951 and 1952 letterman ... 1952 consensus All-Southwest Conference performer ... Baylor Athletic Hall of Fame member.

## JAMES RAY SMITH

### OFFENSIVE TACKLE

1953 – AP (THIRD TEAM), AFCA (FIRST TEAM), UNITED PRESS (SECOND TEAM)

1954

A 1952, 1953 and 1954 letterman ... 1953 and 1954 consensus All-Southwest Conference ... In three varsity seasons, Baylor was 18-11-2 ... 1987 National Football Foundation Hall of Fame inductee ... Baylor Athletic Hall of Fame member.

## BILL GLASS

### OFFENSIVE GUARD

1956 (CONSENSUS) – AP (FIRST TEAM), AFCA (FIRST TEAM), FWAA (FIRST TEAM), INTERNATIONAL NEWS SERVICE, NEWSPAPER EDITORS ASSOCIATION, *SPORTING NEWS* (FIRST TEAM), UNITED PRESS, WALTER CAMP FOOTBALL FOUNDATION (FIRST TEAM)

A 1954, 1955 and 1956 letterman ... Baylor's first unanimous consensus All-America selection ... 1956 consensus All-SWC performer ... *Houston Post's* 1956 Southwest Conference Most Valuable Player ... In 1956, Baylor was 9-2 and defeated Tennessee in the Sugar Bowl, 13-7 ... Inducted into the National Football Foundation Hall of Fame in 1985 and the Texas Sports Hall of Fame in 1987 ... Baylor Athletic Hall of Fame member.

## RONNIE BULL

### HALFBACK

1960

1961 – *TIME MAGAZINE*

A 1959, 1960 and 1961 letterman ... Baylor's first Academic All-American in 1961 ... *Houston Post's* 1960 Southwest Conference Most Valuable Player ... 1960 consensus All-Southwest Conference ... In 1960, Baylor went 8-3 and lost to Florida 13-12 in the the Gator Bowl ... In career, rushed for 1,354 yards ... Baylor Athletic Hall of Fame member.

## DON TRULL

### QUARTERBACK

1963 – FWAA (FIRST TEAM)

A 1961, 1962 and 1963 letterman ... 1962 and 1963 Academic All-America selection ... *Houston Post's* 1963 Southwest Conference Most Valuable Player ... 1963 consensus All-Southwest Conference ... The 1963 Baylor team was 8-3 and defeated LSU 14-7 in the Bluebonnet Bowl ... For career, he passed for 4,143 yards and 28 touchdowns ... Baylor Athletic Hall of Fame member and College Football Hall of Fame inductee.

## LAWRENCE ELKINS

### FLANKER

1963 (CONSENSUS) – CENTRAL PRESS, FWAA (FIRST TEAM), NEWSPAPER EDITORS ASSOCIATION, WALTER CAMP FOOTBALL FOUNDATION (FIRST TEAM)

1964 (CONSENSUS) – AP (FIRST TEAM), AFCA (FIRST TEAM), FWAA (FIRST TEAM), *SPORTING NEWS* (FIRST TEAM), *THE FOOTBALL NEWS*, *TIME MAGAZINE*, UPI, WALTER CAMP FOOTBALL FOUNDATION (FIRST TEAM)

A 1962, 1963 and 1964 letterman ... Baylor's first-ever two-time consensus All-America in 1963 and 1964 ... 1963 and 1964 consensus All-Southwest Conference ... For career, caught 144 passes (including then-NCAA-record 70 in 1963) for 2,094 yards with a school-record 19 touchdowns ... Caught school-record 12 balls in 1963 against Texas ... Baylor Athletic Hall of Fame member.

## GREG PIPES

### DEFENSIVE TACKLE

1967 – AP (FIRST TEAM), AFCA (FIRST TEAM)

A 1965, 1966 and 1967 letterman ... 1967 SWC Fort Worth Kiwanis Club Sportsmanship Award ... 1966 and 1967 consensus All-Southwest Conference ... Baylor Athletic Hall of Fame member.

## ALL-AMERICANS

**ROGER GOREE****DEFENSIVE TACKLE**

1972 (CONSENSUS) – AP (FIRST TEAM), FWAA (FIRST TEAM)

A 1970, 1971 and 1972 letterman ... Grant Teaff's first consensus All-American ... 1972 *Houston Post* SWC MVP ... 1971 and 1972 consensus All-Southwest Conference ... 1972 SWC Fort Worth Kiwanis Club Sportsmanship Award ... Baylor Athletic Hall of Fame member.

**DERREL LUCE****LINEBACKER**

1974

1972, 1973 and 1974 letterman ... 1974 consensus All-Southwest Conference ... Baylor Athletic Hall of Fame member.

**AUBREY SCHULZ****CENTER**

1974 – FWAA (FIRST TEAM)

A 1973 and 1974 letterman ... 1974 consensus All-Southwest Conference ... In 1974, Baylor was 8-4 and Southwest Conference champion and lost to Penn State 41-20 in the 1975 Cotton Bowl ... Baylor Athletic Hall of Fame member.

**MIKE HUGHES****OFFENSIVE TACKLE**

1975

A 1973, 1974 and 1975 letterman ... Baylor Athletic Hall of Fame member.

**GARY GREEN****DEFENSIVE BACK**1976 (CONSENSUS) – AP (FIRST TEAM), AFCA (FIRST TEAM), *COLLEGE FOOTBALL NEWS*, FWAA (FIRST TEAM), NEWSPAPER EDITORS ASSOCIATION, *SPORTING NEWS* (FIRST TEAM)

A 1973, 1974, 1975 and 1976 letterman ... Coach Teaff's second consensus All-American ... In 1976, Baylor was 7-3-1 ... In career, tallied seven interceptions and returned 71 punts for 563 yards ... Baylor Athletic Hall of Fame member.

**GARY DON JOHNSON****NOSE GUARD**

1976

A 1975, 1976, 1978 and 1979 letterman ... 1976 consensus All-Southwest Conference.

**MIKE SINGLETARY****LINEBACKER**

1978

1979 (CONSENSUS) – AP (FIRST TEAM), AFCA (FIRST TEAM), FWAA (FIRST TEAM), WALTER CAMP FOOTBALL FOUNDATION (FIRST TEAM)

1980 (UNANIMOUS CONSENSUS) – AP (FIRST TEAM), AFCA (FIRST TEAM), FWAA (FIRST TEAM), NEWSPAPER EDITORS ASSOCIATION, *SPORTING NEWS* (FIRST TEAM), UPI, WALTER CAMP FOOTBALL FOUNDATION (FIRST TEAM)

A 1977, 1978, 1979 and 1980 letterman ... Two-time consensus All-America selection was Baylor's second unanimous consensus honoree as a senior in 1980 ... First three-time All-America selection in school history ... Southwest Conference Defensive Player of the Decade for the 1980s ... 1978, 1979 and 1980 consensus All-Southwest Conference ... *Houston Post's* SWC Most Valuable Player in 1979 and 1980 ... First-ever two-time Davey O'Brien Memorial Trophy winner had school-record 662 career tackles, including single-season school-record 232 stops in 1978 ... School-record 33 stops vs. Arkansas in 1978 ... Inducted into both the Texas Sports Hall of Fame and the College Football Hall of Fame in 1995 ... 1998 Pro Football Hall of Fame selection ... Baylor Athletic Hall of Fame member.

**FRANK DITTA****DEFENSIVE GUARD**

1980 – AP (FIRST TEAM)

A 1978, 1979 and 1980 letterman ... 1980 consensus All-Southwest Conference ... In 1979, Baylor went 8-4 and defeated Clemson 24-18 in the Peach Bowl ... Tabbed 1980 SWC Offensive Player of the Year by the *Dallas Morning News* ... In 1980, Baylor was 10-2 and lost to Alabama in the 1981 Cotton Bowl, 30-2 ... Baylor Athletic Hall of Fame member.

**WALTER ABERCROMBIE****RUNNING BACK**

1980 – AP (THIRD TEAM)

A 1978, 1979, 1980 and 1981 letterman ... Earned consensus All-Southwest Conference honors in 1980 and 1981 ... Named 1980 *Houston Post* SWC Offensive MVP ... Baylor's all-time leading rusher with 3,665 yards ran for a then-school single-season record 1,187 in 1980 ... Outstanding South Back at 1981 Hula Bowl ... Baylor Athletic Hall of Fame member.

**VANN MCELROY****FREE SAFETY**

1981 – WALTER CAMP FOOTBALL FOUNDATION (FIRST TEAM)

A 1978, 1979, 1980 and 1981 letterman ... 1981 consensus All-Southwest Conference ... In career, registered a school-record 16 interceptions and 234 tackles ... Baylor Athletic Hall of Fame member.

**CHARLES BENSON****DEFENSIVE END**

1982 – NEWSPAPER EDITORS ASSOCIATION

A 1979, 1980, 1981 and 1982 letterman ... 1980, 1981 and 1982 consensus All-Southwest Conference ... In career, had 263 tackles, including a school-record 49 for loss ... Baylor Athletic Hall of Fame inductee.

**MARK ADICKES****OFFENSIVE TACKLE**1983 – *SPORTING NEWS* (FIRST TEAM)

A 1979, 1981, 1982 and 1983 letterman ... 1983 consensus All-Southwest Conference ... In 1983, Baylor was 7-4-1 and played in the Bluebonnet Bowl ... Baylor Athletic Hall of Fame member.

**GERALD MCNEIL****WIDE RECEIVER**

1983 – AP (FIRST TEAM), AFCA (FIRST TEAM), NEWSPAPER EDITORS ASSOCIATION

A 1980, 1981, 1982 and 1983 letterman ... 1981, 1982 and 1983 consensus All-Southwest Conference ... *Houston Post's* 1983 SWC Most Valuable Player ... Had 163 career receptions for 2,651 yards and 17 touchdowns ... Against Arkansas in 1981, he caught 10 passes for 197 yards ... Also had 101 career punt returns for 886 yards ... Baylor Athletic Hall of Fame member.

**THOMAS EVERETT****FREE SAFETY**

1985 – AP (FIRST TEAM), AFCA (FIRST TEAM)

1986 (UNANIMOUS CONSENSUS) – AP (FIRST TEAM), AFCA (FIRST TEAM), FWAA (FIRST TEAM), NEWSPAPER EDITORS ASSOCIATION, SCRIPPS-HOWARD, *SPORTING NEWS* (FIRST TEAM), UPI, WALTER CAMP FOOTBALL FOUNDATION (FIRST TEAM)

1983, 1984, 1985 and 1986 letterman ... 1986 unanimous consensus All-America selection, only third such pick in school history ... 1985 and 1986 consensus All-Southwest Conference ... *Houston Post's* 1985 and 1986 SWC MVP ... Southwest Conference 1986-87 Athlete of the Year ... 1986 Jim Thorpe Award winner ... In career, had 12 interceptions and 325 tackles ... 2006 College Football Hall of Fame inductee ... Baylor Athletic Hall of Fame member.



# ALL-AMERICANS

ALL-AMERICANS BY POSITION		DEFENSE	
<b>OFFENSE</b>		<b>BACKS</b>	
<b>BACKFIELD</b>		1976	Gary Green
1921	Wesley Bradshaw	<b>END</b>	
1933	Joe Jack Pearce	1982	Charles Benson
1940	Jack Wilson	2014	Shawn Oakman
1952	Jerry Coody, L.G. Dupre	2019	James Lynch
1960	Ronnie Bull	<b>GUARD</b>	
1961	Ronnie Bull	1951	Bill Athey
1980	Walter Abercrombie	1980	Frank Ditta
2010	Jay Finley	<b>LINE</b>	
2011	Terrance Ganaway	1991	Robin Jones
2021	Abram Smith	1992	Albert Fontenot
<b>CENTER</b>		<b>LINEBACKER</b>	
1940	Bob Nelson	1974	Derrel Luce
1952	Jack Sisco	1978	Mike Singletary
1974	Aubrey Schulz	1979	Mike Singletary
2009	J.D. Walton	1980	Mike Singletary
2021	Jacob Gall	1989	James Francis
<b>END</b>		2008	Joe Pawelek
1933	Frank James, Jim Tom Petty	2009	Joe Pawelek
1938	Sam Boyd	2014	Bryce Hager
1940	Jack Russell	<b>NOSE GUARD</b>	
1949	J.D. Ison	1976	Gary Don Johnson
1951	Stanley Williams	<b>SAFETY</b>	
1963	Lawrence Elkins	1983	Vann McElroy
1964	Lawrence Elkins	1985	Thomas Everett
<b>GUARD</b>		1986	Thomas Everett
1930	Barton Koch	1989	Robert Blackmon
1956	Bill Glass	1995	Adrian Robinson
2012	Cyril Richardson	2013	Ahmad Dixon
2013	Cyril Richardson	2019	Grayland Arnold
<b>QUARTERBACK</b>		2021	Jalen Pitre
1938	Billy Patterson	<b>TACKLE</b>	
1949	Adrian Burk	1951	Ken Casner
1951	Larry Isbell	1967	Greg Pipes
1963	Don Trull	1972	Roger Goree
2011	Robert Griffin III	1991	Santana Dotson
2012	Nick Florence	2015	Andrew Billings
2013	Bryce Petty	2022	Siaki Ika
2014	Bryce Petty	<b>SPECIAL TEAMS</b>	
<b>RECEIVER</b>		<b>PUNTER</b>	
1983	Gerald McNeil	2004	Daniel Sepulveda
2011	Kendall Wright	2005	Daniel Sepulveda
2012	Terrance Williams	2006	Daniel Sepulveda
2013	Antwan Goodley	2009	Derek Epperson
2014	Corey Coleman	2013	Spencer Roth
2015	Corey Coleman	<b>TACKLE</b>	
<b>TACKLE</b>		1953	James Ray Smith
1953	James Ray Smith	1954	James Ray Smith
1975	Mike Hughes	1983	Mark Adickes
1983	Mark Adickes	2008	Jason Smith
2008	Jason Smith	2014	Spencer Drango
2014	Spencer Drango	2015	Spencer Drango
2015	Spencer Drango	2021	Connor Galvin
2021	Connor Galvin		

## ROBERT BLACKMON

### STRONG SAFETY

1989

A 1986, 1987, 1988 and 1989 letterman ... 1987 and 1989 consensus All-Southwest Conference ... 14 career interceptions (including four returned for touchdowns) and 227 tackles ... Baylor Athletic Hall of Fame member.

## JAMES FRANCIS

### LINEBACKER

1989 – AP (FIRST TEAM), AFCA (FIRST TEAM), *FOOTBALL NEWS*, *SPORTING NEWS* (FIRST TEAM)

A 1986, 1987, 1988 and 1989 letterman ... 1989 consensus All-Southwest Conference ... *Houston Post's* 1989 SWC Most Valuable Player ... 334 career tackles ... Blocked NCAA season record eight kicks in 1989 ... Baylor Athletic Hall of Fame member.

## SANTANA DOTSON

### DEFENSIVE TACKLE

1991 (UNANIMOUS CONSENSUS) – AP (FIRST TEAM), AFCA KODAK (FIRST TEAM), *FOOTBALL NEWS*, FWAA (FIRST TEAM), *SCRIPPS-HOWARD*, *SPORTING NEWS* (FIRST TEAM), UPI (FIRST TEAM), WALTER CAMP FOOTBALL FOUNDATION (FIRST TEAM)

1988, 1989, 1990 and 1991 letterman ... Lombardi Award finalist and unanimous consensus All-American as a senior in 1991 ... Consensus All-Southwest Conference in 1989, 1990 and 1991 ... 1991 SWC Defensive Player of the Year ... *Sports Illustrated* National Player of the Week for his effort against Houston in 1991 ... 30 career tackles-for-loss ... Baylor Athletic Hall of Fame member.

## ROBIN JONES

### DEFENSIVE END

1991 – AP (THIRD TEAM)

1988, 1989, 1990 and 1991 letterman ... All-Southwest Conference in 1990 and 1991 ... Led Baylor with 11 tackles for loss and seven sacks during 1991 All-America season.

## ALBERT FONTENOT

### DEFENSIVE END

1992 – AP (SECOND TEAM)

1991 and 1992 letterman ... 1992 consensus All-Southwest Conference selection after totaling 44 tackles, including 14 for loss ... Registered 10 career sacks to rank among BU's all-time leaders ... Fourth-round draft pick of NFL's Chicago Bears ... Enjoyed 10-year NFL career with Bears (1993-96), Colts (1997-98) and Chargers (1999-2002).

## ADRIAN ROBINSON

### SAFETY

1995 – AFCA (FIRST TEAM)

A 1992, 1993, 1994 and 1995 letterman ... 1994 and 1995 consensus All-Southwest Conference ... Four-time Southwest Conference Player of the Week ... 11 career interceptions.

## DANIEL SEPULVEDA

### PUNTER

2004 – *PRO FOOTBALL WEEKLY* (FIRST TEAM)

2005 – AP (SECOND TEAM), *SPORTING NEWS* (SECOND TEAM), *RIVALS.COM* (SECOND TEAM), *COLLEGE FOOTBALL NEWS* (THIRD TEAM), *SPORTS ILLUSTRATED* (HONORABLE MENTION)

2006 (UNANIMOUS CONSENSUS) – AP (FIRST TEAM), AFCA (FIRST TEAM), CBS SPORTS, *COLLEGE FOOTBALL NEWS*, ESPN, FWAA (FIRST TEAM), *PRO FOOTBALL WEEKLY*, *RIVALS.COM*, *SPORTING NEWS* (FIRST TEAM), *SPORTS ILLUSTRATED*, *SCOUT.COM*, WALTER CAMP FOOTBALL FOUNDATION (FIRST TEAM)

A 2003, 2004, 2005 and 2006 letterman ... Joined team as a walk-on linebacker in 2002, went on to become first-ever two-time Ray Guy Award winner and only the second three-time All-American in school history and first since linebacker Mike Singletary (1978-79-80) ... Ranked second nationally in punting average in 2004 and third in 2005 ... Led nation with a school-record 46.5-yard punting average in 2006 when he earned unanimous consensus All-America recognition and captured his second Ray Guy Award ... 2004 and 2006 Ray Guy Award winner ... Two-time first-team Academic All-America selection (2005 and 2006) recorded 94 career punts of 50-plus yards, an NCAA record, and averaged an NCAA-best 45.24 yards per punt (250 punt minimum) for career ... Baylor Athletic Hall of Fame inductee.

## JASON SMITH

### OFFENSIVE TACKLE

2008 – FWAA (FIRST TEAM)

A 2005, 2006, 2007 and 2008 letterman ... Arrived at Baylor as a tight end before moving to offensive tackle as a sophomore ... 2008 All-American and unanimous All-Big 12 honoree ... No. 2 overall selection by the St. Louis Rams in 2009 NFL Draft.

## ALL-AMERICANS

### JOE PAWELEK

#### LINEBACKER

2008 – *PHIL STEELE* (THIRD TEAM)

2009 – *RIVALDS.COM* (SECOND TEAM), *PHIL STEELE* (THIRD TEAM), *COLLEGE FOOTBALL NEWS* (HONORABLE MENTION)

A 2006, 2007, 2008 and 2009 letterman ... 2006, 2008 and 2009 All-Big 12 Conference selection ... 2008 and 2009 CoSIDA Academic All-American ... 2006, 2007, 2008 and 2009 Academic All-Big 12 honoree ... Led Big 12 in tackles in 2008 and led all linebackers nationally with six interceptions ... One of only three linebackers in Division I FBS with at least 100 tackles and at least five interceptions in 2008.

### J.D. WALTON

#### CENTER

2009 – AP (FIRST TEAM)

A 2007, 2008 and 2009 letterman ... 2009 All-Big 12 Conference selection ... 2009 Rimington Trophy finalist ... First AP All-American since Daniel Sepulveda in 2006 and first non-special teams player honored by AP since Santana Dotson in 1991 ... Recorded 112 knockdowns in 12 games as a senior (9.3 per game) ... Earned coaches' grade of 90 percent or higher in nine of 12 games ... Drafted with 80th overall pick in third round of 2010 NFL Draft by Denver Broncos ... Transfer from Arizona State.

### DEREK EPPERSON

#### PUNTER

2009 – *COLLEGE FOOTBALL NEWS* (HONORABLE MENTION), *COLLEGE FOOTBALL INSIDERS* (HONORABLE MENTION)

A 2007, 2008 and 2009 letterman ... 2009 consensus All-Big 12 honoree ... Two-time Ray Guy Award watch list member, semifinalist in 2008 ... Career punting average of 42.4 ranks fourth all-time at Baylor heading into senior season ... Ranks eighth all-time in punting yards (7,168) ... Two-time Academic All-Big 12 honoree ... Punting average of 44.81 ranked sixth nationally and third in Big 12 in 2009.

### JAY FINLEY

#### RUNNING BACK

2010 – *SPORTS ILLUSTRATED* (HONORABLE MENTION)

A 2007, 2008, 2009 and 2010 letterman ... Broke Walter Abercrombie's single-season rushing record with 1,218 rushing yards in 2010 ... Ranked fourth in Big 12 with 93.7 rushing yards per game ... Finished career third in Baylor history with 2,660 rushing yards ... No. 246 overall selection by the Cincinnati Bengals in 2011 NFL Draft.

### DANNY WATKINS

#### OFFENSIVE TACKLE

2010 – *PRO FOOTBALL WEEKLY* (HONORABLE MENTION)

A 2009 and 2010 letterman ... Replaced left tackle position vacated by 2009 NFL Draft No. 2 overall pick Jason Smith ... Played only two seasons of organized football prior to arriving at Baylor ... Anchored offensive line that paved way for 2,530 rushing yards – the most by a Baylor team since 1992 – and sophomore QB Robert Griffin III to throw for school-record 3,501 passing yards ... No. 23 overall selection by the Philadelphia Eagles in 2011 NFL Draft.

### TERRANCE GANAWAY

#### RUNNING BACK

2011 – *SI.COM* (HONORABLE MENTION)

A 2009, 2010 and 2011 letterman ... Replaced school single-season rushing leader Jay Finley and went on to break Finley's mark of 1,218 rushing yards with new school record of 1,547 ... Also set single-season rushing touchdowns record with 21 among 13 school records tied or set ... Finished career ranking fourth in Baylor history with 28 rushing TDs and ninth with 2,042 rushing yards ... Named Valero Alamo Bowl MVP with career-high-tying 200 yards and school-record-tying five TDs ... No. 202 overall selection by the New York Jets in the 2012 NFL Draft.

### ROBERT GRIFFIN III

#### QUARTERBACK

2011 (CONSENSUS) – AP (FIRST TEAM), *CBSSPORTS.COM* (FIRST TEAM), *SI.COM* (FIRST TEAM), *YAHOO!/RIVALDS.COM* (FIRST TEAM), FWA, *SPORTING NEWS*, WALTER CAMP (SECOND TEAM), *PRO FOOTBALL WEEKLY* (HONORABLE MENTION)

A 2008, 2010 and 2011 letterman ... Won school's first-ever Heisman Memorial Trophy ... Won Davey O'Brien National Quarterback Award, Manning Award, National Player of the Year by multiple outlets and Big 12 Offensive Player of the Year ... Led nation in points responsibility (22.15) ... Ranked second nationally in passing efficiency (192.31) and total offense (384.00), third in completion percentage (72.39), fourth in passing TDs (37) and sixth in passing yards (4,293) ... One of three players in FBS history with 10,000+ passing yards (10,366) and 2,000+ rushing yards (2,254) ... Re-wrote Baylor record books with 26 single-season, 20 career and eight single game school marks ... No. 2 overall selection by the Washington Redskins.

### KENDALL WRIGHT

#### WIDE RECEIVER

2011 – *PRO FOOTBALL WEEKLY* (FIRST TEAM), AP (SECOND TEAM), *SI.COM* (SECOND TEAM), *YAHOO!/RIVALDS.COM* (SECOND TEAM)

A 2008, 2009, 2010 and 2011 letterman ... Most prolific wide receiver in Baylor history, leaving as all-time leader in receptions (302), receiving yards (4,004) and receiving touchdowns (30) ... Ranked third nationally and led Big 12 with 1,663 receiving yards in 2012 for an average of 127.9 yards per game ... Set or tied 16 school records over four-year career ... Caught at least one pass in all 50 career games and recorded more than 100 yards receiving a school record 19 times ... No. 20 overall selection by the Tennessee Titans in 2012 NFL Draft.

### NICK FLORENCE

#### QUARTERBACK

2012 – *SI.COM* (HONORABLE MENTION)

A 2009, 2010, 2011 and 2012 letterman ... Two-year starter (sophomore in 2010 and senior 2012), led Baylor to dominating win over No. 17 UCLA in 2012 Holiday Bowl ... As senior broke school single-season passing yards mark (4,309), led Big 12 and ranked second nationally in total offense (375.2 yards-per-game) and ranked third nationally in passing yards (331.5 ypg) ... Also led Baylor to historic upset of No. 1 Kansas State in 2012.

### CYRIL RICHARDSON

#### OFFENSIVE GUARD

2012 – AP (SECOND TEAM), *SI.COM* (SECOND TEAM), *CBSSPORTS* (SECOND TEAM), *PHIL STEELE* (THIRD TEAM)

2013 (UNANIMOUS CONSENSUS) – AFCA (FIRST TEAM), AP (FIRST TEAM), FWA, *SPORTING NEWS* (FIRST TEAM), WALTER CAMP (FIRST TEAM), *ATHLON SPORTS* (FIRST TEAM), *CBSSPORTS.COM* (FIRST TEAM), *ESPN.COM* (FIRST TEAM), *FOXSPORTS.COM* (FIRST TEAM), *LINDY'S* (FIRST TEAM), *PHIL STEELE* (FIRST TEAM), *SI.COM* (FIRST TEAM), *USA TODAY* (FIRST TEAM)

A 2010, 2011, 2012 and 2013 letterman ... Three-year starter, who played in 51 games with 42 starts ... Only two-time Big 12 Offensive Lineman of the year (2012 and 2013) ... Seventh unanimous All-American in school history during 2013 season ... Won 2013 Jim Parker Award winner and was 2013 Outland Trophy finalist ... Two-time unanimous first-team All-Big 12 selection ... Star of 2013 offensive line that powered nation's No. 1 offense in total yards (618.8 ypg) ... Led team in knockdowns (105 & 89) and coaches grades (89.8 & 89.0) for two straight years ... Drafted in fifth round of 2014 NFL Draft by Buffalo Bills.

## ALL-AMERICANS

**TERRANCE WILLIAMS****WIDE RECEIVER**

2012 (UNANIMOUS CONSENSUS) – AP (FIRST TEAM), WALTER CAMP (FIRST TEAM), FWAA (FIRST TEAM), *SPORTING NEWS* (FIRST TEAM), AT&T/ESPN (FIRST TEAM), *SI.COM* (FIRST TEAM), AFCA (FIRST TEAM), CBSSPORTS (FIRST TEAM), FOX-SPORTSNEXT (FIRST TEAM), *PHIL STEELE* (FIRST TEAM)

A 2009, 2010, 2011 and 2012 letterman ... Unanimous first-team All-American (sixth in school history)... Four-year starter departed BU with eight school records ... Led nation as senior in 2012 in receiving yards (1,832) and yards-per-game (140.9) ... 1,832 receiving yards seventh highest total in NCAA FBS history (second in Big 12 history) ... Set single-game receiving yards mark with 314 at WVU in 2012 ... Ranks on BU career receiving charts: second in TDs (27), second in receiving yards (3,334), second in receptions (202), fifth in yards-per-catch (16.5) ... No. 74 overall selection by the Dallas Cowboys in the 2013 NFL Draft.

**AHMAD DIXON****SAFETY**

2013 – AFCA (FIRST TEAM), AP (FIRST TEAM), *SPORTING NEWS* (FIRST TEAM), *CBSSPORTS.COM* (FIRST TEAM), *LINDY'S* (SECOND TEAM), *PHIL STEELE* (THIRD TEAM), *SI.COM* (HONORABLE MENTION)

A 2010, 2011, 2012 and 2013 letterman ... Three-year starter, made 288 career tackles, 12 breakups and four interceptions... Started 38 (26 at hybrid LB/DB, 12 at safety) of 50 career games played... As senior, started 12 of 13 games at safety ... Consensus 2013 first-team All-Big 12 selection ... Totaled 81 tackles (53 solo, two for loss), six PBUs, one interception, one forced fumble, one fumble recovery and one blocked kick ... 81 tackles ranked second on squad ... Local Waco native and former prep All-American ... Drafted in seventh round of the 2014 NFL Draft by the Dallas Cowboys.

**ANTWAN GOODLEY****WIDE RECEIVER**

2013 – *CBSSPORTS.COM* (SECOND TEAM), *ATHLON SPORTS* (THIRD TEAM), *PHIL STEELE* (THIRD TEAM), *SI.COM* (HONORABLE MENTION)

A 2011, 2012 and 2013 letterman ... Starter in all 13 games in junior All-American season ... Totaled 71 catches, 1,339 yards and 13 TDs ... Consensus first-team All-Big 12 selection, semifinalist for Biletnikoff and Earl Campbell Tyler Rose Awards ... Led Big 12 and ranked eighth nationally in receiving TDs (13), second-highest single-season total in school history ... Finished 13th nationally, second in Big 12, with 1,339 receiving yards (103.0/game), third-highest single-season total and average in school history ... Totaled eight 100-yard receiving games, one shy of school record.

**BRYCE PETTY****QUARTERBACK**

2013 – *ATHLON SPORTS* (SECOND TEAM), *SI.COM* (HONORABLE MENTION)  
2014 – *SPORTS ILLUSTRATED* (HONORABLE MENTION)

A 2011, 2012, 2013 and 2014 letterman ... Led school to back-to-back Big 12 Conference championships as two-year starter (21-4 record)... Owner of 31 school, two Big 12 and one NCAA records... Finished seventh in 2013 Heisman voting and 10th in 2014... Two-time All-Big 12 honoree... Threw for 8,195 yards and 62 TDs in 36 career games (25 starts), ran for 338 and 21 TDs... Career interception percentage of 1.18 set NCAA, Big 12 and Baylor records... Set Big 12 and school record for career yards per attempt with 9.7... Ranked second (behind Heisman Trophy winner Robert Griffin III) in prominent career categories of passing yards (8,195), passing TDs (62) and total offense (8,533)... Threw TD in all 25 starts... Winner of 2014 Bobby Bowden Award and inaugural 2013 Earl Campbell Tyler Rose Award... 2013-14 Big 12 Male Athlete of Year... Consensus 2013 Big 12 Offensive Player of Year ... No. 103 overall selection by the New York Jets in the 2014 NFL Draft.

**SPENCER ROTH****PUNTER**

2013 – *SI.COM* (HONORABLE MENTION)

A 2011, 2012 and 2013 letterman ... Played in 12 of 13 games as primary punter (missed one game due to team not punting) as senior in 2013... Averaged 45.8 yards on 52 punts (2,379 yards), with four 60-yarders, 17 50-yarders, 17 inside-the-20, 20 fair caught and seven touchbacks on season ... Also made kickoff for 47 yards ... 45.75 average led Big 12 and ranked fifth on Baylor's single-season list ... Four punts of 60 yards or longer ranked in seventh-place tie on BU single-season list ... 17 punts of 50 yards or longer ranked 10th on school's single-season chart.

**COREY COLEMAN****WIDE RECEIVER**

2014 – *SPORTS ILLUSTRATED* (HONORABLE MENTION)

2015 (UNANIMOUS CONSENSUS) – AP (FIRST TEAM), WALTER CAMP (FIRST TEAM), AFCA (FIRST TEAM), FWAA (FIRST TEAM), *SPORTING NEWS* (FIRST TEAM), *SPORTS ILLUSTRATED* (FIRST TEAM), *USA TODAY* (FIRST TEAM), *ATHLON* (FIRST TEAM), ESPN (FIRST TEAM), CBS SPORTS (FIRST TEAM), *PHIL STEELE* (FIRST TEAM), SPORTSONEARTH (FIRST TEAM)

A 2013, 2014 and 2015 letterman ... Unanimous first-team All-American in junior year (eighth in school history) ... School record-holder in career (33) and single-season (20) TD receptions ... 2015 Biletnikoff Award winner ... First player in school history to record two 1,000-yard receiving seasons ... Two-time All-Big 12 honoree... Totaled 3,009 yards and 33 TDs on 173 career receptions in 25 career games played and 28 starts ... Starting receiver in 12 of 13 games in 2015, missed bowl game due to injury ... Led nation with 20 receiving TDs (in 12 games), which tied for ninth on NCAA's single-season list and third in Big 12 history ... Totaled 1,363 yards (18.4 average) and 20 TDs on 74 receptions ... Played in final 10 games of 2014 ... Totaled 1,119 yards and 11 TDs on 64 receptions ... Drafted No. 15 overall by Cleveland Browns in 2016 NFL Draft as first receiver and first player from Texas taken.

**SPENCER DRANGO****OFFENSIVE TACKLE**

2014 (CONSENSUS) – AP (FIRST TEAM), FWAA (FIRST TEAM), *USA TODAY* (FIRST TEAM), ESPN (FIRST TEAM), *ATHLON* (FIRST TEAM), *LINDY'S* (FIRST TEAM), SCOUT (FIRST TEAM), *PHIL STEELE* (FIRST TEAM), FOX SPORTS (FIRST TEAM), SPORTSONEARTH (FIRST TEAM), WALTER CAMP (SECOND TEAM), *SPORTING NEWS* (SECOND TEAM), CBSSPORTS (FIRST TEAM), *SPORTS ILLUSTRATED* (HONORABLE MENTION)

2015 (UNANIMOUS CONSENSUS) – AP (FIRST TEAM), WALTER CAMP (FIRST TEAM), AFCA (FIRST TEAM), FWAA (FIRST TEAM), *SPORTING NEWS* (FIRST TEAM), *SPORTS ILLUSTRATED* (FIRST TEAM), *USA TODAY* (FIRST TEAM), *ATHLON* (FIRST TEAM), ESPN (FIRST TEAM), CBS SPORTS (FIRST TEAM), *PHIL STEELE* (FIRST TEAM), SPORTSONEARTH (SECOND TEAM)

A 2012, 2013, 2014 and 2015 letterman ... Sixth two-time All-American in school history ... Unanimous 2015 All-American as senior (ninth in school history) ... Twice honored as Big 12 Offensive Lineman of Year ... 2015 Outland Trophy finalist and 2014 semi-finalist ... Totaled 211 knockdowns and a career coaches grade of 89.3 percent in 48 games played (started all 48 games of career) ... Three-time All-Big 12 honoree ... Starting left tackle in all 13 games in 2015, led team with 90.4 percent coaches grade and made 53 knockdowns on season ... Leader of offensive line that paved way for nation's No. 2-ranked rushing offense (326.7 ypg) and led Big 12 with 1.15 average sacks allowed ... Named 2015 NFF National Scholar Athlete and finalist for Campbell Trophy (academic Heisman) ... Earned first-team Academic All-America honors from CoSIDA ... Starting left tackle in all 13 games as junior for Big 12 champions ... Big 12 Co-Offensive Lineman of Year and semi-finalist for Outland Trophy ... Leader of offensive line that powered running game to 215.5 yards per game (second in Big 12) and ranked fourth in league with 1.85 average sacks allowed ... Led squad as six-time Lineman of Week honoree ... Averaged team-high 88.5 percent coaches grade and 39 knockdowns on season ... Drafted in 2016 NFL Draft fifth round (168th overall) by the Cleveland Browns.



## ALL-AMERICANS

**BRYCE HAGER****LINEBACKER****2014 – SPORTSONEARTH (SECOND TEAM)**

A 2011, 2012, 2013 and 2014 letterman ... Starting MLB in all 13 games of senior season ... Totaled team-high 114 tackles (76 solo, 12 for loss of 39 yards), eight hurries, two sacks (-15 yards), two forced fumbles, one interception and one PBU ... 5.8 unassisted tackles per game ranked fourth in Big 12 and 23rd nationally ... Ranked fourth in Big 12 in total tackles per game with 8.8 ... Finished career with 202 solo tackles, ranked sixth on school's all-time list... Led Big 12 in tackles (9.5 per game) in 2012, team-leader with 114 in 2014 ... No. 224 overall selection by the St. Louis Rams in the 2014 NFL Draft.

**SHAWN OAKMAN****DEFENSIVE END****2014 – AP (THIRD TEAM), LINDY'S (THIRD TEAM), PHIL STEELE (THIRD TEAM), SPORTSONEARTH (THIRD TEAM), SPORTS ILLUSTRATED (HONORABLE MENTION)**

A 2013 and 2014 letterman ... Starting defensive end in all 13 games for 2014 Big 12 champions ... Set BU single-season record with 11.0 sacks, ranked 15th nationally (second in Big 12) at 0.85 per-game ... Ranked top 10 nationally in tackles-for-loss (1.5 per-game, 10th) and fumbles recovered (three, 10th, led Big 12) ... Totaled 51 tackles (38 solo), 19.5 tackles for loss (-89 yards), 11.0 sacks (-73 yards), nine QB hurries, three PBUs, three forced fumbles and three fumbles recovered on season.

**ANDREW BILLINGS****DEFENSIVE TACKLE****2015 – AP (FIRST TEAM), ATHLON (FIRST TEAM), ESPN (FIRST TEAM), SPORTSONEARTH (FIRST TEAM), FWAA (SECOND TEAM), SPORTING NEWS (SECOND TEAM), USA TODAY (SECOND TEAM), CBS SPORTS (SECOND TEAM), PHIL STEELE (SECOND TEAM), SPORTS ILLUSTRATED (HONORABLE MENTION)**

A 2013, 2014 and 2015 letterman ... 2015 Co-Big 12 Defensive Player of Year and Defensive Lineman of Year .... Totaled 106 tackles (75 solo), 30 tackles for loss (-112 yards), 7.5 sacks (-57 yards) and 15 QB hurries in 36 games in three-year career ... Named Bednarik Award semi-finalist ... Starting nose tackle in 12 of 13 games (missed game due to injury) ... Ranked fifth in Big 12 with 1.17 tackles for loss per game and tied for 11th with 0.46 sacks per game ... Ranked in eighth-place tie on school's single-season TFL chart with 15 ... Totaled 40 tackles (32 solo), 15 TFL (-66 yards), 5.5 sacks (-40 yards), three hurries and one forced fumble on season ... Earned unanimous first-team All-Big 12 honors ... Drafted in fourth round of 2016 NFL Draft by Cincinnati Bengals (122nd overall).

**GRAYLAND ARNOLD****DEFENSIVE BACK****2019 – SPORTS ILLUSTRATED (SECOND TEAM)**

A 2016, 2017, 2018, 2019 letterman ... All-Big 12 second team selection (Coaches, AP) .... Finished the season with 46 total tackles (33 solo), 2.5 TFL, 1.0 sack, 6 interceptions for 118 yards and 2 pass break ups ... also returned 12 punts for 149 yards and 1 TD, averaged 12.4 yard per return ... Starting safety in 11 of 13 games played (missed one game and one additional start due to injury) ... Six interceptions was eighth on the Baylor single-season list ... Total ranked fifth nationally in 2020 ... Named Big 12 Special Teams Player of the Week on Sept. 7 after returning a punt 73 yards for a touchdown vs. UTSA ... Declared for 2020 NFL Draft with one year of eligibility remaining ... signed UDFA deal with the Philadelphia Eagles

**JAMES LYNCH****DEFENSIVE END****2019 (UNANIMOUS CONSENSUS) – AP (FIRST TEAM), WALTER CAMP (FIRST TEAM), FWAA (FIRST TEAM), SPORTING NEWS (FIRST TEAM), ESPN (FIRST TEAM), SPORTS ILLUSTRATED (SECOND TEAM), AFCA (FIRST TEAM), THE ATHLETIC (FIRST TEAM), ATHLON (FIRST TEAM), PHIL STEELE (FIRST TEAM), USA TODAY (FIRST TEAM)**

A 2017, 2018, 2019 letterman ... Hendricks Award finalist ... 2019 Big 12 Defensive Player of the Year (Coaches, AP, Waco Tribune) ... 2019 Big 12 Defensive Lineman of the Year (Coaches) ... 2019 First Team All-Big 12 (Coaches, AP, Waco Tribune) ... 2019 Texas College Player of the Year (DCTF) ... 2019 Postseason All-Texas Team (DCTF) .... Finished the season with 41 total tackles (23 solo), 19.5 TFL, 13.5 sacks ... Started all 14 games at defensive end ... Set Baylor single-season and career records for sacks with 13.5 and 22.0 ... led Big 12 and ranked fifth nationally with 13.5 sacks ... 19.5 TFL was second in the Big 12 and 7th in FBS ... Declared for 2020 NFL Draft with one year of eligibility remaining ... Drafted in fourth round of 2020 NFL Draft by Minnesota Vikings (130th overall).

**TRESTAN EBNER****KICK RETURNER/ALL-PURPOSE****2020 – SPORTING NEWS (SECOND TEAM), AFCA (SECOND TEAM), WALTER CAMP (SECOND TEAM), PHIL STEELE (THIRD TEAM)  
2021 – PHIL STEELE (FOURTH TEAM)**

A 2017, 2018, 2019, 2020, 2021 letterman ... 2020 and 2021 Big 12 Special Teams Player of the Year (2nd & 3rd in BU history) ... 2021 First Team All-Big 12 as a returner ... Became the seventh Bear to surpass 4,000 career all-purpose yards ... Second all-time on Baylor's all-purpose yards list (4,542) ... All-time leader in career games played (61) ... Big 12 Special Teams Player of the Week (Sept. 27) ... Led team with 1,775 all-purpose yards, was second on team with 148 carries and 859 rushing yards, and ranked third on team in total offense with 799 yards ... Became first player in BU history to eclipse 1,000 career rushing AND receiving yards ... 2020 Second Team All-Big 12 as a returner ... Honorable Mention All-Big 12 as a running back ... AP First Team All-Big 12 (all-purpose) ... Phil Steele First Team All-Big 12 (kick returner) ... DCTF First Team All-Texas ... Waco Tribune-Herald All-Big 12 Second Team (all-purpose) ... Finished the season third on the team with 26 receptions and second in receiving yards with 299 and tied for first in receiving touchdowns with three ... Carried the ball 50 times for 107 yards and a score in 2020 ... 2nd in the Big 12 in kick return average (32.2) and first in kick return touchdowns (2) ... 4th in the Big 12 in all-purpose yards per game (116.3) ... Drafted in sixth round of 2021 NFL Draft by Chicago Bears (203rd overall).

**JACOB GALL****CENTER****2021 – FWAA (SECOND TEAM), PHIL STEELE (SECOND TEAM)**

A fifth-year graduate transfer from Buffalo, started all 14 games at center for the Bears in 2021 ... Earned All-Big 12 Honorable Mention status in coaches votes as offensive lineman and offensive newcomer of the year ... AP All-Big 12 Second Team center ... DCTF All-Texas Second Team OL ... Helped the BU O-Line become semifinalists for Joe Moore Award, which honors the nation's top offensive line.

**CONNOR GALVIN****OFFENSIVE TACKLE****2021 – AP (THIRD TEAM), THE ATHLETIC (FIRST TEAM), PHIL STEELE (FOURTH TEAM), USA TODAY (SECOND TEAM)**

A 2018, 2019, 2020, 2021 letterman ... Named the 2021 Big 12 Offensive Lineman of the Year after starting all 14 games for the Bears at left tackle ... All-Big 12 First Team member ... DCTF All-Texas First Team ... Helped the BU O-Line become semifinalists for Joe Moore Award, which honors the nation's top offensive line.



## ALL-AMERICANS

### JALEN PITRE

#### DEFENSIVE BACK

2021 (CONSENSUS) – AFCA (FIRST TEAM), AP (FIRST TEAM), *THE ATHLETIC* (FIRST TEAM), ESPN (FIRST TEAM), FWAA (FIRST TEAM), PFF (THIRD TEAM), *PHIL STEELE* (FIRST TEAM), *SPORTING NEWS* (SECOND TEAM), *USA TODAY* (FIRST TEAM), WALTER CAMP (FIRST TEAM)

A 2017, 2018, 2020 and 2021 letterman ... Big 12 Defensive Player of the Year (AP and Coaches) ... All-Big 12 First Team DB ... DCTF Defensive Player of the Year and Best Safety ... Finalist for Jim Thorpe Award, which honors the nation's top DB ... Only player in D1 FBS football with at least three fumble recoveries, three forced fumbles and two interceptions ... Led Big 12 with 17.5 TFL, 2.5 TFL shy of Baylor's single-season record ... Three fumble recoveries tied for third in the nation ... 2022 Reese's Senior Bowl participant ... Tallied at least a 0.5 TFL in 13 of 14 games ... Finished the year with 76 total tackles, including 3.5 sacks ... Drafted in second round of 2021 NFL Draft by Houston Texas (37th overall).

### ABRAM SMITH

#### RUNNING BACK

2021 – *PHIL STEELE* (THIRD TEAM)

A 2018, 2019, 2020 and 2021 letterman ... Set Baylor's single-season rushing record with 1,621 yards ... Set the BU single-season record with nine 100-yard rushing games ... All-Big 12 Second Team (RB) and Honorable Mention Offensive Player of the Year ... DCTF All-Texas First Team (RB) ... Earned the 15th 1,000-yard rushing season in BU history and Baylor's first since 2016 ... Led the Big 12 and was fifth nationally with 1,621 total rushing yards ... Fifth in the Big 12 and 39th in the nation with 12 rushing TD's ... Doak Walker Award semifinalist ... Earl Campbell Tyler Rose Award Finalist ... Scored in eight of BU's 14 games ... Signed a free agent contract with the New Orleans Saints in 2022.

### SIAKI IKA

#### DEFENSIVE LINE

2022 – *PHIL STEELE* (THIRD TEAM)

A 2021 and 2022 letterman ... Named 2021 Big 12 Defensive Newcomer of the Year ... In 2022, finished with 24 tackles, including two for a loss, five QB hurries and two pass break-ups, primarily serving as a nose tackle ... Earned first-team All-Big 12 honors from the league's coaches, the Associated Press and Phil Steele ... Was a finalist for the Polynesian Player of the Year Award ... Played in 12 of 13 games in 2022 with 11 starts ... Earned second-team All-Big 12 honors while helping to lead Baylor to the 2021 Big 12 Championship and Sugar Bowl title ... Had four sacks while playing in 13 games with 12 starts in 2021.

# ALL-DECADE TEAMS

## PRIOR TO 1921

Center: J. Johnson  
 Guards: J. J. Robertson, Slim Harrell  
 Tackles: E. T. "Bull" Adams, Robert Leazor,  
 J. D. Issacs, Jack Roach  
 Ends: Styles Leach, John Reid  
 Quarterback: Nelson Pruett  
 Fullbacks: Theron Fouts, T. P. Robinson  
 Halfbacks: Roy Grissom, Yank Wilson, Lucian Roach

## 1921-1930

Center: Asa Kirk  
 Guards: Barton "Botchey" Koch, Seth "Puny" Witcher  
 Tackles: Russell Blalock, Roy Williamson  
 Ends: Sam Coates, Barney Burch  
 Quarterback: Jake Wilson  
 Halfbacks: Wesley Bradshaw, Virgil Gilliland  
 Fullback: John S. Tanner

## 1931-1940

Center: Robert Nelson  
 Guards: Emmett Kriel, Leonard Aiken  
 Tackles: Bennett Edwards, Jack Anderson  
 Ends: Jack Russell, Sam Boyd  
 Quarterback: Billy Patterson  
 Halfbacks: Jack Wilson, Lloyd Russell  
 Fullback: Carl Braziell

## 1941-1950

Center: Lester Gatewood  
 Guards: Bill Athey, Donald Mouser  
 Tackles: Buddy Tinsley, Luke Welch  
 Ends: Gordon Hollon, J. D. Ison  
 Quarterback: Adrian Burk  
 Halfbacks: George "Gabby" Sims, Buddy Parker  
 Fullback: Milton Crain

## 1951-1959

Center: Gale Galloway  
 Guards: Bill Glass, Clyde Letbetter  
 Tackles: James Ray Smith, Ken Casner  
 Ends: Stanley Williams, Harold Riley  
 Quarterback: Larry Isbell  
 Halfbacks: Jerry Coody, Del Shofner  
 Fullback: Larry Hickman

## 1960-1969

### OFFENSE

Ends: Lawrence Elkins, Ken Hodge  
 Tackles: Richard Stevens, Buck McLeod, Robert Burk  
 Guard: Bill Ferguson  
 Center: Bill Hicks  
 Backs: Don Trull, Ronnie Bull,  
 Ronnie Goodwin, Pinkie Palmer  
 Kicker: Terry Cozby

### DEFENSE

Ends: David Anderson, Donnie Laurence  
 Tackle: Greg Pipes  
 Guards: Bobby Crenshaw, Herby Adkins,  
 Tommy Reaux  
 Linebackers: Butch Maples, Bobby Maples  
 Backs: Jacky Allen, Ridley Gibson, Joe Jones  
 Punter: Ed Marsh

## 1970-1979

### OFFENSE

Tight End: Ronnie Lee  
 Ends: Tommy Davidson, Phillip Kent  
 Tackles: Mike Hughes, Ron Evans  
 Guards: David Sledge, Billy Glass  
 Center: Aubrey Schulz  
 Quarterback: Neal Jeffrey  
 Running Backs: Steve Beard, Walter Abercrombie  
 Kicker: Bubba Hicks

### DEFENSE

Ends: Roger Goree, Andrew Melontree  
 Tackles: Gary Don Johnson, Joe C. Johnson  
 Linebackers: Mike Singletary, Derrel Luce,  
 Shane Nelson  
 Backs: Gary Green, Ron Burns,  
 Ken Quesenberry, Tommy Turnipseede  
 Punter: Ed Marsh

## 1980-1989

### OFFENSE

Wide Receivers: Gerald McNeil, Matt Clark  
 Tackles: Mark Adickes, Mark Cochran  
 Guards: Mark Kirchner, Frank Ditta  
 Center: John Adickes  
 Quarterback: Cody Carlson  
 Running Backs: Walter Abercrombie, Dennis Gentry,  
 Alfred Anderson  
 Placekicker: Marty Jimmerson  
 Player of the Decade: Cody Carlson

### DEFENSE

Ends: Ervin Randle, Charles Benson  
 Tackles: Joe Campbell, Steve Grumbine  
 Linebackers: Mike Singletary, James Francis,  
 Ray Berry  
 Backs: Robert Blackmon, Thomas Everrett,  
 Vann McElroy, Ron Francis  
 Punter: Pete Rutter

## 1990-1999

### OFFENSE

Wide Receivers: Melvin Bonner, Kalief Muhammad  
 Tackles: Fred Miller, Michael Johnson  
 Guards: Monte Jones, David Leaks, John Turner  
 Quarterback: J.J. Joe  
 Running Backs: Jerod Douglas, David Mims, Robert Strait  
 Placekicker: Matt Bryant

### DEFENSE

Line: Daryl Gardener, Robin Jones,  
 Santana Dotson, Albert Fontenot  
 Linebackers: Le'Shai Maston, LaCurtis Jones,  
 Dean Jackson  
 Backs: Michael McFarland, Adrian Robinson,  
 Gary Baxter, George McCullough  
 Punter: Ty Atteberry

## 2000-2009

### OFFENSE

Wide Receivers: Reggie Newhouse, Trent Shelton,  
 Kendall Wright, Dominique Zeigler  
 Dan Gay, Greg Jerman,  
 Lequalan McDonald, Jason Smith  
 Line: J.D. Walton  
 Center: Shawn Bell  
 Quarterback: Rashad Armstrong, Paul Mosley  
 Running Backs:

### DEFENSE

Line: A.C. Collier, Ethan Kelley,  
 Jason Lamb, Khari Long  
 Linebackers: Justin Crooks, John Garrett,  
 Joe Pawelek  
 Backs: Gary Baxter, C.J. Wilson  
 Safeties: Willie Andrews, Jordan Lake

### SPECIAL TEAMS

Kick Returner: Willie Andrews  
 Placekicker: Ryan Havens  
 Punter: Daniel Sepulveda

## 2010-2019

### OFFENSE

Wide Receivers: Kendall Wright, Corey Coleman  
 Denzel Mims  
 Line: Spencer Drango, Danny Watkins,  
 Cyril Richardson, Blake Muir  
 Center: Kyle Fuller  
 Quarterback: Robert Griffin III  
 Running Backs: Shock Linwood, Terrence Ganaway

### DEFENSE

Line: James Lynch, Andrew Billings,  
 Shawn Oakman, Chris McAllister  
 Linebackers: Taylor Young, Bryce Hager,  
 Eddie Lackey, Clay Johnston  
 Backs: Xavien Howard, Grayland Arnold  
 Safeties: Ahmad Dixon, Orion Stewart

### SPECIAL TEAMS

Kick Returner: Terrance Williams  
 Placekicker: Aaron Jones  
 Punter: Spencer Roth  
 Snapper: Jimmy Landes

# HONORS

## COACHING HONORS

### NATIONAL COACH OF THE YEAR

- 1974 Grant Teaff (AFCA/FWAA)
- 2019 Matt Rhule (Sporting News)
- 2021 Dave Aranda (George Munger Award)

### AFCA REGIONAL COACH OF THE YEAR

- 1972 Grant Teaff (District VII)
- 1974 Grant Teaff (District VII)
- 1980 Grant Teaff (District VII)
- 2010 Art Briles (Region IV)
- 2013 Art Briles (Region IV)
- 2019 Matt Rhule (Region IV)

### SWC COACH OF THE YEAR

- 1974 Grant Teaff (SWC)
- 1980 Grant Teaff (SWC)

### CHUCK NEINAS

#### BIG 12 COACH OF THE YEAR

- 2013 Art Briles
- 2019 Matt Rhule

### ASSOCIATED PRESS

#### BIG 12 COACH OF THE YEAR

- 2013 Art Briles
- 2019 Matt Rhule
- 2021 Dave Aranda

### FOOTBALLSCOOP.COM

#### OFF. COORDINATOR OF THE YEAR

- 2013 Philip Montgomery

### FOOTBALLSCOOP.COM

#### DEF. COORDINATOR OF THE YEAR

- 2019 Phil Snow

### FOOTBALLSCOOP.COM

#### RB COACH OF THE YEAR

- 2013 Jeff Lebby

### FOOTBALLSCOOP.COM

#### WR COACH OF THE YEAR

- 2015 Tate Wallis

## PLAYERS HONORS

### HEISMAN TROPHY

- 2011 Robert Griffin III, QB

### HEISMAN TROPHY VOTING

- 1951 Larry Isbell, QB (7th)
- 1963 Don Trull, QB (4th)
- 2011 Robert Griffin III, QB (1st)
- 2013 Bryce Petty, QB (7th)
- 2014 Bryce Petty, QB (10th)

### BILETNIKOFF AWARD

- 2015 Corey Coleman, WR

### DAVEY O'BRIEN AWARD

- 1979 Mike Singletary, LB
- 1980 Mike Singletary, LB
- 2011 Robert Griffin III, QB

### EARL CAMPBELL

#### TYLER ROSE AWARD

- 2013 Bryce Petty, QB

### MANNING AWARD

- 2011 Robert Griffin III, QB

### JIM PARKER AWARD

- 2013 Cyril Richardson, OG

### JIM THORPE AWARD

- 1986 Thomas Everett, FS

### RAY GUY AWARD

- 2004 Daniel Sepulveda, P
- 2006 Daniel Sepulveda, P

### RUDY AWARD

- 1995 Darren Dobbs, PK

### BOBBY BOWDEN AWARD

- 2014 Bryce Petty, QB

### CHIC HARLEY AWARD

- 2011 Robert Griffin III, QB

### ALLSTATE AFCA

#### GOOD WORKS TEAM

- 2005 Shawn Bell, QB
- 2011 Robert Griffin III, QB

### BIG 12 GOOD WORKS TEAM

- 2006 Maurice Linguist, OS
- 2007 Joe Pawelek, LB
- 2009 Robert Griffin III, QB

### BIG 12 COACHES

#### OFFENSIVE PLAYER OF THE YEAR

- 2011 Robert Griffin III, QB
- 2013 Bryce Petty, QB

### BIG 12 COACHES

#### DEFENSIVE PLAYER OF THE YEAR

- 2015 Andrew Billings, DT
- 2019 James Lynch, DE
- 2021 Jalen Pitre, DB

### BIG 12 COACHES

#### OFFENSIVE LINEMAN OF THE YEAR

- 2012 Cyril Richardson, OG
- 2013 Cyril Richardson, OG
- 2014 Spencer Drango, OT
- 2015 Spencer Drango, OT
- 2021 Connor Galvin, OT

### BIG 12 COACHES

#### DEFENSIVE LINEMAN OF THE YEAR

- 2015 Andrew Billings, DT
- 2019 James Lynch, DE

### BIG 12 COACHES

#### OFFENSIVE NEWCOMER OF THE YEAR

- 2012 Lache Seastrunk, RB
- 2018 Jalen Hurd, WR

### BIG 12 COACHES

#### DEFENSIVE NEWCOMER OF THE YEAR

- 2021 Siaki Ika, DT

### BIG 12 COACHES

#### SPECIAL TEAMS PLAYER OF THE YEAR

- 2006 Daniel Sepulveda, P
- 2020 Trestan Ebner, KR/PR
- 2021 Trestan Ebner, KR/PR

### BIG 12 COACHES

#### FRESHMAN OF THE YEAR

- 2008 Robert Griffin III, QB

### BIG 12 COACHES

#### OFFENSIVE FRESHMAN OF THE YEAR

- 2017 Charlie Brewer, QB

### ASSOCIATED PRESS BIG 12

#### OFFENSIVE PLAYER OF THE YEAR

- 2011 Robert Griffin III, QB
- 2013 Bryce Petty, QB

### ASSOCIATED PRESS BIG 12

#### DEFENSIVE PLAYER OF THE YEAR

- 2019 James Lynch, DE
- 2021 Jalen Pitre, DB

### ASSOCIATED PRESS BIG 12

#### DEFENSIVE NEWCOMER OF THE YEAR

- 2006 Joe Pawelek, LB
- 2014 Taylor Young, LB

### ASSOCIATED PRESS BIG 12

#### OFFENSIVE NEWCOMER OF THE YEAR

- 2008 Robert Griffin III, QB

### ASSOCIATED PRESS

#### PLAYER OF THE YEAR

- 2011 Robert Griffin III, QB

### SPORTING NEWS

#### PLAYER OF THE YEAR

- 2011 Robert Griffin III, QB

### YAHOO!/RIVALDS.COM

#### PLAYER OF THE YEAR

- 2011 Robert Griffin III, QB

### AMERICAN PEOPLES ENCYCLOPEDIA

#### SCHOLASTIC ALL-AMERICA TEAM

- 1956 Charles Horton, T
- Jerry Marcontell, E
- Del Shofner, HB

### NATIONAL FOOTBALL FOUNDATION

#### SCHOLAR-ATHLETE

- 1963 Don Trull, QB
- 2010 Joe Pawelek, LB
- 2012 Nick Florence, QB
- 2015 Spencer Drango, OT

## ALL-AMERICANS

### ASSOCIATED PRESS

- 1930 Barton Koch, G SECOND TEAM
- 1938 Billy Patterson, QB SECOND TEAM
- 1953 James Ray Smith, OT THIRD TEAM
- 1956 Bill Glass, OG FIRST TEAM
- 1964 Lawrence Elkins, E FIRST TEAM
- 1967 Greg Pipes, DT FIRST TEAM
- 1972 Roger Goree, DT FIRST TEAM
- 1976 Gary Green, DB FIRST TEAM
- 1979 Mike Singletary, LB FIRST TEAM
- 1980 Frank Ditta, DG FIRST TEAM
- Mike Singletary, LB FIRST TEAM
- Walter Abercrombie, RB THIRD TEAM
- 1983 Gerald McNeil, WR FIRST TEAM
- 1985 Thomas Everett, FS FIRST TEAM
- 1986 Thomas Everett, FS FIRST TEAM
- 1989 James Francis, LB FIRST TEAM
- 1991 Santana Dotson, DT FIRST TEAM
- Robin Jones, DE THIRD TEAM
- 1992 Albert Fontenot, DE SECOND TEAM
- 2005 Daniel Sepulveda, P SECOND TEAM
- 2006 Daniel Sepulveda, P FIRST TEAM
- 2009 J.D. Walton, C FIRST TEAM
- 2011 Robert Griffin III, QB FIRST TEAM
- Kendall Wright, WR SECOND TEAM
- 2012 Terrance Williams, WR FIRST TEAM
- Cyril Richardson, OG SECOND TEAM
- 2013 Cyril Richardson, OG FIRST TEAM
- Ahmad Dixon, S SECOND TEAM
- 2014 Spencer Drango, OT FIRST TEAM
- Shawn Oakman, DE THIRD TEAM
- 2015 Andrew Billings, DT FIRST TEAM
- Corey Coleman, WR FIRST TEAM
- Spencer Drango, OT FIRST TEAM
- 2019 James Lynch, DL FIRST TEAM
- 2021 Jalen Pitre, DB FIRST TEAM
- 2021 Connor Galvin, OT THIRD TEAM

### AFCA

- 1953 James Ray Smith, OT FIRST TEAM
- 1956 Bill Glass, OG FIRST TEAM
- 1964 Lawrence Elkins, E FIRST TEAM
- 1967 Greg Pipes, DT FIRST TEAM
- 1976 Gary Green, DB FIRST TEAM
- 1979 Mike Singletary, LB FIRST TEAM
- 1980 Mike Singletary, LB FIRST TEAM
- 1983 Gerald McNeil, WR FIRST TEAM
- 1985 Thomas Everett, FS FIRST TEAM
- 1986 Thomas Everett, FS FIRST TEAM
- 1989 James Francis, LB FIRST TEAM
- 1991 Santana Dotson, DT FIRST TEAM

- 1995 Adrian Robinson, S FIRST TEAM
- 2006 Daniel Sepulveda, P FIRST TEAM
- 2012 Terrance Williams, WR FIRST TEAM
- 2013 Ahmad Dixon, S FIRST TEAM
- Cyril Richardson, OG FIRST TEAM
- 2015 Corey Coleman, WR FIRST TEAM
- Spencer Drango, OT FIRST TEAM
- 2019 James Lynch, DE FIRST TEAM
- 2020 Trestan Ebner, AP SECOND TEAM
- 2021 Jalen Pitre, DB FIRST TEAM

### FWAA

- 1951 Stanley Williams, E FIRST TEAM
- Larry Isbell, QB FIRST TEAM
- 1956 Bill Glass, OG FIRST TEAM
- 1963 Don Trull, QB FIRST TEAM
- Lawrence Elkins, E FIRST TEAM
- 1964 Lawrence Elkins, E FIRST TEAM
- 1972 Roger Goree, DT FIRST TEAM
- 1974 Aubrey Schulz, C FIRST TEAM
- 1976 Gary Green, DB FIRST TEAM
- 1979 Mike Singletary, LB FIRST TEAM
- 1980 Mike Singletary, LB FIRST TEAM
- 1986 Thomas Everett, FS FIRST TEAM
- 1991 Santana Dotson, DT FIRST TEAM
- 2006 Daniel Sepulveda, P FIRST TEAM
- 2008 Jason Smith, OT FIRST TEAM
- 2011 Robert Griffin III, QB FIRST TEAM
- 2012 Terrance Williams, WR FIRST TEAM
- 2013 Cyril Richardson, OG FIRST TEAM
- 2014 Spencer Drango, OT FIRST TEAM
- 2015 Corey Coleman, WR FIRST TEAM
- Spencer Drango, OT FIRST TEAM
- Andrew Billings, DT SECOND TEAM
- 2019 James Lynch, DE FIRST TEAM
- 2021 Jalen Pitre, DB FIRST TEAM
- 2021 Jacob Gall, C SECOND TEAM

### SPORTING NEWS

- 1956 Bill Glass, OG FIRST TEAM
- 1964 Lawrence Elkins, E FIRST TEAM
- 1976 Gary Green, DB FIRST TEAM
- 1980 Mike Singletary, LB FIRST TEAM
- 1983 Mark Adickes, OT FIRST TEAM
- 1986 Thomas Everett, FS FIRST TEAM
- 1989 James Francis, LB FIRST TEAM
- 1991 Santana Dotson, DT FIRST TEAM
- 2005 Daniel Sepulveda, P SECOND TEAM
- 2006 Daniel Sepulveda, P FIRST TEAM
- 2011 Robert Griffin III, QB FIRST TEAM
- 2012 Terrance Williams, WR FIRST TEAM
- 2013 Ahmad Dixon, S FIRST TEAM
- Cyril Richardson, OG FIRST TEAM
- 2014 Spencer Drango, OT SECOND TEAM
- 2015 Corey Coleman, WR FIRST TEAM
- Spencer Drango, OT FIRST TEAM
- Andrew Billings, DT SECOND TEAM
- 2019 James Lynch, DE FIRST TEAM
- 2020 Trestan Ebner, RS SECOND TEAM
- 2021 Jalen Pitre, DB SECOND TEAM

### WALTER CAMP

- 1956 Bill Glass, OG FIRST TEAM
- 1963 Lawrence Elkins, E FIRST TEAM
- 1964 Lawrence Elkins, E FIRST TEAM
- 1979 Mike Singletary, LB FIRST TEAM
- 1980 Mike Singletary, LB FIRST TEAM
- 1981 Van McElroy, FS FIRST TEAM
- 1986 Thomas Everett, FS FIRST TEAM
- 1991 Santana Dotson, DT FIRST TEAM
- 2006 Daniel Sepulveda, P FIRST TEAM
- 2011 Robert Griffin III, QB SECOND TEAM
- 2012 Terrance Williams, WR FIRST TEAM
- 2013 Cyril Richardson, OG FIRST TEAM
- 2014 Spencer Drango, OT SECOND TEAM
- 2015 Corey Coleman, WR FIRST TEAM
- Spencer Drango, OT FIRST TEAM
- 2019 James Lynch, DE FIRST TEAM
- 2020 Trestan Ebner, KR SECOND TEAM
- 2021 Jalen Pitre, DB FIRST TEAM

## HONORS

## ALL-CONFERENCE

## SWC ATHLETE OF THE YEAR

1987 Thomas Everett, FS

## BIG 12 ATHLETE OF THE YEAR

2011-12 Robert Griffin III, QB

2013-14 Bryce Petty, QB

## BIG 12 SPORTSPERSON OF THE YEAR

2012 Robert Griffin III, QB

## HOUSTON POST SWC MVP

1930 Jake Wilson, HB  
 1937 Billy Patterson, QB  
 1949 Adrian Burk, QB  
 1950 Larry Isbell, QB  
 1956 Bill Glass, G  
 1960 Ronnie Bull, HB  
 1963 Don Trull, QB  
 1972 Roger Goree, DE  
 1974 Steve Beaird, RB  
 1979 Mike Singletary, LB  
 1980 Walter Abercrombie, RB (off.)  
 Mike Singletary, LB (def.)  
 1983 Gerald McNeil, WR  
 1985 Tom Muecke, QB (off.)  
 Thomas Everett, DB (def.)  
 1986 Thomas Everett, DB  
 1989 James Francis, LB

## ALL-SOUTHWEST CONFERENCE

1916 John Reid, E  
 Lucian Roach, HB  
 Theron Fouts, FB  
 1917 Jack Roach, T  
 J. Johnson, C  
 1921 \*Russell Blalock, T  
 \*Wesley Bradshaw, HB  
 John Tanner, FB  
 1922 \*Russell Blalock, T  
 \*\*"Cop" Weathers, G  
 \*Wesley Bradshaw, HB  
 \*John Tanner, FB  
 1923 \*Roy Williamson, T  
 1924 \*Jack Sisco, G  
 \*Homer "Bear" Walker, G  
 \*Sam Coates, T  
 \*Ralph Pittman, HB  
 \*Bill Coffey, QB  
 1925 \*Sam Coates, E  
 1926 \*Sam Coates, E  
 1928 \*Virgil Gilliland, HB  
 1929 \*Jake Wilson, HB  
 1930 \*Barton "Botchey" Koch, G  
 Louis Paradeaux, C  
 \*Jake Wilson, QB  
 1932 \*Frank James, E  
 1933 \*Jim Tom Petty, E  
 \*Harold Clem, G  
 \*Joe Jack Pearce, FB  
 1936 \*Owen "Ox" Perry, T  
 \*Lloyd Russell, HB  
 1937 \*Sam Boyd, E  
 \*Billy Patterson, QB  
 1938 \*Sam Boyd, E  
 \*Billy Patterson, QB  
 1939 \*Robert Nelson, C  
 \*Leonard Akin, G  
 1940 \*Jack Russell, E  
 1942 \*Buddy Gatewood, C  
 \*Kit Kittrell, HB  
 1945 \*Richard Johnson, G  
 1948 \*R.P. Tinsley, T  
 George "Gabby" Sims, HB  
 \*Bentley Jones, G  
 1949 \*Adrian Burk, QB  
 \*J.D. Ison, E  
 \*Donald Mouser, G  
 Bobby Griffin, DB  
 Chuck Stone, DL

1950 \*Larry Isbell, QB  
 \*Harold Riley, E  
 Bill Athey, DL  
 Johnny Curtis, DB  
 1951 \*Larry Isbell, QB  
 \*Stan Williams, E  
 Ken Casner, DL  
 \*Bill Athey, DL  
 1952 Jerry Coody, HB  
 \*Jack Sisco, C  
 \*Robert Knowles, T  
 \*Bill Athey, DL  
 1953 \*Jerry Coody, HB  
 \*James Ray Smith, T  
 1954 \*Henry Gremminger, E  
 \*James Ray Smith, T  
 \*Billy Hooper, QB  
 1955 \*Henry Gremminger, E  
 1956 \*Bill Glass, G  
 \*Jerry Marcontell, E  
 Del Shofner, HB  
 1957 \*Clyde Letbetter, G  
 1958 \*Charles Horton, G  
 \*Larry Hickman, FB  
 1959 \*Albert Witcher, E  
 1960 Bobby Lane, E  
 \*Arnold Davis, E  
 \*Ronnie Stanley, QB  
 \*Ronnie Bull, HB  
 1961 \*Herby Adkins, G  
 Bill Hicks, C  
 1962 \*Robert Burk, G  
 \*Ronnie Goodwin, HB  
 1963 \*Don Trull, QB  
 \*Lawrence Elkins, E  
 \*Bobby Crenshaw, T  
 1964 \*Lawrence Elkins, E  
 1965 \*Donnie Laurence, DE  
 \*Mike Bourland, G  
 1966 \*Greg Pipes, DT  
 1967 \*Greg Pipes, DT  
 1968 \*Richard Stevens, OT  
 Calvin Hunt, C  
 1969 Ed Marsh, P  
 1970 \*Derek Davis, WR  
 David Jones, LB  
 Ed Marsh, P  
 1971 \*Roger Goree, DE  
 1972 \*Roger Goree, DE  
 Tommy Stewart, DB  
 1973 \*Charles Dancer, WR  
 1974 Ken Quessenberry, DB  
 \*Neal Jeffrey, QB  
 \*Steve Beaird, RB  
 \*Aubrey Schulz, C  
 \*Ron Burns, DB  
 \*Derrel Luce, LB  
 Tommy Turnipseed, DB  
 Phillip Kent, E  
 1975 \*Ron Burns, DB  
 Ron Lee, TE  
 1976 Tim Black, LB  
 Ron Burns, DB  
 Ron Lee, TE  
 \*Gary Green, DB  
 Gary Gregory, OT  
 \*Gary Don Johnson, NG  
 1977 \*Ron Burns, DB  
 1978 Gary Don Johnson, DT  
 \*Mike Singletary, LB  
 \*David Sledge, G  
 1979 \*Billy Glass, G  
 \*Andrew Melontree, DE  
 \*Mike Singletary, LB  
 1980 \*Walter Abercrombie, RB  
 \*Charles Benson, DE  
 \*Joe Campbell, DT  
 \*Frank Ditta, G  
 \*Doak Field, LB  
 Mike Fisher, WR  
 \*Dennis Gentry, RB

\*Jay Jeffrey, QB  
 \*Vann McElroy, DB  
 Max McGeary, DE  
 \*Mike Singletary, LB  
 Tommy Tabor, DT  
 1981 Walter Abercrombie, RB  
 \*Gerald McNeil, WR  
 Mark Kirchner, G  
 Bobby Glass, G  
 \*Vann McElroy, DB  
 \*Charles Benson, DE  
 Tommy Tabor, DT  
 1982 \*Charles Benson, DE  
 Randy Grimes, C  
 \*Gerald McNeil, WR  
 1983 \*Gerald McNeil, WR  
 \*Mark Adickes, OT  
 Ervin Randle, DE  
 Aaron Grant, DB  
 \*Alfred Anderson, RB  
 Bruce Davis, WR  
 Cody Carlson, QB  
 Tom Muecke, QB  
 1984 \*Ervin Randle, DE  
 Kevin Hancock, LB  
 Derek Turner, DE  
 Buzzy Sawyer, P  
 1985 \*Thomas Everett, FS  
 \*Ron Francis, CB  
 \*Steve Grumbine, DT  
 \*Mark Cochran, OT  
 Tom Muecke, QB  
 Ray Berry, LB  
 Matt Clark, WR  
 \*Derek Turner, DE  
 John Adickes, C  
 Mark Bates, G  
 1986 \*Thomas Everett, FS  
 \*Ray Berry, LB  
 Cody Carlson, QB  
 \*Ron Francis, CB  
 \*Steve Grumbine, DT  
 \*John Adickes, C  
 \*Joel Porter, OT  
 Kevin Marsh, DE  
 Mark Bates, G  
 1987 \*Robert Blackmon, DB  
 \*Brad Goebel, QB  
 Joel Porter, OT  
 Ray Crockett, DB  
 1988 Robert Blackmon, DB  
 Gary Joe Kinne, LB  
 1989 \*James Francis, LB  
 \*Robert Blackmon, DB  
 \*Pete Rutter, P  
 \*Santana Dotson, DT  
 1990 \*Monte Jones, G  
 \*Santana Dotson, DT  
 \*Mike Welch, DB  
 Robin Jones, DL  
 \*Reggie Howard, DL  
 Charles Bell, DB  
 1990 John Turnpaugh, G  
 Curtis Hafford, LB  
 1991 \*Melvin Bonner, WR  
 \*Santana Dotson, DT  
 \*Monte Jones, G  
 Robin Jones, DE  
 Marcus Lowe, DT  
 Michael McFarland, SS  
 \*Le'Shai Maston, OLB  
 \*David Mims, TB  
 Alonzo Pierce, TE  
 \*John Turnpaugh, G  
 Scott Baehren, C  
 Robert Strait, FB  
 1992 \*Melvin Bonner, WR  
 \*David Leaks, G  
 \*Albert Fontenot, DE  
 Le'Shai Maston, LB  
 J.J. Joe, QB

1993 \*David Leaks, G  
 Fred Miller, OT  
 Steve Strahan, DT  
 Chris Lewis, S  
 1994 \*Fred Miller, OT  
 \*LaCurtis Jones, LB  
 \*Adrian Robinson, SS  
 Ben Bronson, WR  
 Ty Atteberry, P  
 Scotty Lewis, DE  
 1995 Fred Miller, OT  
 Jerod Douglas, RB  
 Adrian Robinson, S  
 Daryl Gardener, DE  
 LaCurtis Jones, LB  
 Kalief Muhammad, WR

\* – unanimous selection

## COACHES ALL-BIG 12

1996 Ty Atteberry, P (1st)  
 Kalief Muhammad, RS (1st)  
 George McCullough, DB (2nd)  
 1997 Kyle Atteberry, P (3rd)  
 1998 Kyle Atteberry, P (2nd)  
 Gary Baxter, DB (2nd)  
 Derrick Fletcher, OL (2nd)  
 Derrius Thompson, WR (3rd)  
 1999 Gary Baxter, DB (3rd)  
 Darrell Bush, RB (3rd)  
 Gary Baxter, DB (2nd)  
 Adam Stiles, P (3rd)  
 2001 Greg Jerman, OL (2nd)  
 Adam Stiles, P (2nd)  
 Reggie Newhouse, WR (3rd)  
 A.C. Collier, DL (3rd)  
 2002 Reggie Newhouse, WR (2nd)  
 Ethan Kelley, DL (3rd)  
 2003 John Garrett, LB (2nd)  
 Daniel Sepulveda, P (2nd)  
 Robert Quiroga, KR (3rd)  
 Rashad Armstrong, RB (3rd)  
 2004 Daniel Sepulveda, P (1st)  
 Willie Andrews, RS (1st)  
 2005 Willie Andrews, OS (1st)  
 Daniel Sepulveda, P (2nd)  
 Dominique Zeigler, WR (2nd)  
 2006 Daniel Sepulveda, P (1st)  
 Joe Pawelek, LB (2nd)  
 Dominique Zeigler, WR (2nd)  
 2007 Jordan Lake, FS (2nd)  
 2008 Jordan Lake, FS (1st)  
 Joe Pawelek, LB (1st)  
 Jason Smith, OT (1st)  
 2009 Derek Epperson, P (1st)  
 Jordan Lake, FS (2nd)  
 Joe Pawelek, LB (2nd)  
 J.D. Walton, C (2nd)  
 2010 Robert Griffin III, QB (2nd)  
 Phil Taylor, DT (2nd)  
 Danny Watkins, OT (2nd)  
 Kendall Wright, IR (2nd)  
 2011 Robert Griffin III, QB (1st)  
 Terrance Ganaway, RB (1st)  
 \*Kendall Wright, WR (1st)  
 Philip Blake, OL (1st)  
 Robert T. Griffin, OL (2nd)  
 Nicolas Jean-Baptiste, DL (2nd)  
 2012 Cyril Richardson, OG (1st)  
 Terrance Williams, WR (1st)  
 Bryce Hager, LB (2nd)  
 Ivory Wade, C (2nd)  
 2013 Ahmad Dixon, S (1st)  
 Spencer Drango, OL (1st)  
 Antwan Goodley, WR (1st)  
 Eddie Lackey, LB (1st)  
 Chris McAllister, DE (1st)  
 Bryce Petty, QB (1st)  
 Tevin Reese, WR (1st)  
 Cyril Richardson, OG (1st)  
 Spencer Roth, P (1st)



# HONORS

- 2014 Lache Seastrunk, RB (1st)  
Andrew Billings, DL (1st)  
Spencer Drango, OL (1st)  
Shock Linwood, RB (1st)  
Shawn Oakman, DL (1st)  
Corey Coleman, WR (2nd)  
Bryce Hager, LB (2nd)  
Bryce Petty, QB (2nd)  
Spencer Roth, P (2nd)
- 2015 Andrew Billings, DL (1st)  
Spencer Drango, OL (1st)  
Corey Coleman, WR (1st)  
Xavien Howard, DB (1st)  
Jarrell Broxton, OL (2nd)  
KD Cannon, WR (2nd)  
Kyle Fuller, OL (2nd)  
Shock Linwood, RB (2nd)  
Shawn Oakman, DL (2nd)  
KD Cannon, WR (1st)  
Kyle Fuller, C (1st)  
K.J. Smith, DE (1st)  
Patrick Levels, DB (2nd)
- 2017 Denzel Mims, WR (2nd)
- 2018 Drew Galitz, P (1st)  
James Lynch, DL (2nd)  
Clay Johnston, LB (2nd)
- 2019 Denzel Mims, WR (1st)  
James Lynch, DT (1st)  
Bravvion Roy, DT (1st)  
Koby Bullard, FB (2nd)  
Sam Tecklenburg, OL (2nd)  
Terrel Bernard, LB (2nd)  
Clay Johnston, LB (2nd)  
Grayland Arnold, LB (2nd)  
Chris Miller, S (2nd)
- 2020 Jalen Pitre, DB (1st)  
Terrel Bernard, LB (2nd)  
Trestan Ebner, KR/PR (2nd)  
RJ Sneed, WR (2nd)
- 2021 Terrel Bernard, LB (1st)  
Trestan Ebner, KR/PR (1st)  
Connor Galvin, OL (1st)  
Jalen Pitre, DB (1st)  
Siaki Ika, DL (2nd)  
Abram Smith, RB (2nd)  
Tyquan Thornton, WR (2nd)
- 2022 Dillon Doyle, FB (2nd)  
Dillon Doyle, LB (2nd)  
Jacob Gall, OL (2nd)  
Connor Galvin, OL (2nd)  
Siaki Ika, DL (1st)

## ASSOCIATED PRESS ALL-BIG 12

- 1996 Ty Atteberry, P (1st)  
Kalief Muhammad, RS (2nd)  
Dean Jackson, LB (3rd)  
George McCullough, DB (3rd)
- 1998 Kyle Atteberry, P (2nd)  
Gary Baxter, DB (2nd)
- 2000 Gary Baxter, DB (1st)
- 2001 Adam Stiles, P (2nd)  
Reggie Newhouse, WR (2nd)
- 2002 Reggie Newhouse, WR (2nd)
- 2004 Daniel Sepulveda, P (1st)  
Willie Andrews, RS (2nd)  
Justin Crooks, LB (2nd)  
Maurice Lane, FS (2nd)
- 2005 Daniel Sepulveda, P (1st)  
Maurice Lane, FS (2nd)  
C.J. Wilson, CB (2nd)
- 2006 Daniel Sepulveda, P (1st)  
C.J. Wilson, CB (2nd)
- 2007 Jordan Lake, FS (2nd)  
Joe Pawelek, LB (2nd)
- 2008 Jordan Lake, FS (1st)  
Joe Pawelek, LB (1st)  
Jason Smith, OT (1st)
- 2009 Derek Epperson, P (1st)  
Jordan Lake, FS (1st)  
Joe Pawelek, LB (1st)
- 2010 Byron Landor, S (1st)

- Danny Watkins, OT (1st)  
Phil Taylor, DT (2nd)
- 2011 Robert Griffin III, QB (1st)  
Kendall Wright, WR (1st)  
Philip Blake, C (2nd)  
Terrance Ganaway, RB (2nd)  
Cyril Richardson, OG (1st)
- 2012 Terrance Williams, WR (1st)  
Bryce Hager, LB (2nd)  
Eddie Lackey, LB (2nd)
- 2013 Antwan Goodley, WR (1st)  
Eddie Lackey, LB (1st)  
Bryce Petty, QB (1st)  
Cyril Richardson, OG (1st)  
Spencer Roth, P (1st)  
Lache Seastrunk, RB (1st)  
Ahmad Dixon, S (2nd)  
Spencer Drango, OL (2nd)  
Bryce Hager, LB (2nd)  
Chris McAllister, DE (2nd)  
Levi Norwood, AP (2nd)  
Tevin Reese, WR (2nd)
- 2014 Andrew Billings, DL (1st)  
Corey Coleman, WR (1st)  
Spencer Drango, OL (1st)  
Shawn Oakman, DL (1st)  
Orion Stewart, DB (1st)  
Bryce Hager, LB (2nd)  
Shock Linwood, RB (2nd)  
Bryce Petty, QB (2nd)  
Spencer Roth, P (2nd)
- 2015 Andrew Billings, DL (1st)  
Jarrell Broxton, OL (1st)  
Spencer Drango, OL (1st)  
Corey Coleman, WR (1st)  
Xavien Howard, DB (1st)  
Kyle Fuller, OL (2nd)  
Shock Linwood, RB (2nd)
- 2016 Orion Stewart, DB (1st)  
KD Cannon, WR (2nd)  
Kyle Fuller, C (2nd)
- 2018 James Lynch, DT (1st)  
Drew Galitz, P (1st)  
Clay Johnston, LB (2nd)
- 2019 Sam Tecklenburg, G (1st)  
James Lynch, DE (1st)  
Bravvion Roy, DT (1st)  
Denzel Mims, WR (2nd)  
Terrel Bernard, LB (2nd)  
Clay Johnston, LB (2nd)  
Grayland Arnold, S (2nd)
- 2020 Jalen Pitre, LB (1st)  
Raleigh Texada, CB (1st)  
Trestan Ebner, AP (2nd)
- 2021 Terrel Bernard, LB (1st)  
Trestan Ebner, AP (1st)  
Connor Galvin, OT (1st)  
Siaki Ika, DT (1st)  
Jalen Pitre, DB (1st)  
Jacob Gall, C (2nd)  
Abram Smith, RB (2nd)  
Tyquan Thornton, WR (2nd)

## SWC/FORT WORTH KIWANIS CLUB SPORTSMANSHIP AWARD

- 1960 Herby Adkins, G
- 1964 Bobby Maples, QB
- 1967 Greg Pipes, DT
- 1972 Roger Goree, DE
- 1974 Neal Jeffrey, QB
- 1985 Tom Muecke, QB
- 1986 Cody Carlson, QB
- 1993 J.J. Joe, QB

## TEAM AWARDS

Editor's Note: Team awards not given after 2010

- OFFENSIVE MVP**
- 2003 Rashad Armstrong
- 2004 Marques Roberts
- 2005 Paul Mosley  
Dominique Zeigler

- 2006 Shawn Bell
- 2007 \* (see note below)
- 2008 Robert Griffin III
- 2009 David Gettis  
J.D. Walton
- 2010 Danny Watkins  
Jay Finley

## DEFENSIVE MVP

- 2003 John Garrett
- 2004 Justin Crooks
- 2005 Colin Allred  
Willie Andrews
- 2006 Maurice Linguist
- 2007 \* (see note below)
- 2008 Joe Pawelek
- 2009 Jason Lamb  
Joe Pawelek
- 2010 Byron Landor  
Phil Taylor

## SPECIAL TEAMS MVP

- 2003 Daniel Sepulveda
- 2004 Daniel Sepulveda
- 2006 Daniel Sepulveda
- 2007 \* (see note below)
- 2008 Derek Epperson
- 2009 Terrance Williams  
Andrew Judy
- 2010 Derek Epperson  
Antonio Johnson

\* – Team Co-MVP awarded to Joe Pawelek, Jordan Lake in 2007

## SCOUT TEAM MVP

- 2004 Vincent Rhodes  
Jason Smith
- 2005 Joe Pawelek  
Sam Sledge
- 2006 Dominique Criss  
Zach Jones
- 2007 Ryan Roberts  
Andrew Judy

## OFFENSIVE BEAR SQUAD AWARD

- 2008 Jake Jackson  
Terrance Williams
- 2009 Taylor Douthit  
Glasco Martin
- 2010 Jordan Najvar

## DEFENSIVE BEAR SQUAD AWARD

- 2008 Gary Mason Jr  
Rodney Chadwick
- 2009 Chris McAllister  
Courtney Green
- 2010 T.C. Robinson  
Courtney Green

## OFFSEASON MVP

- 2008 Jason Smith  
Thomas White
- 2009 Sam Sledge
- 2010 Chance Casey

## HIGHEST TEAM GPA

- 2004 John Martin

## TEAM ACADEMIC AWARD

- 2005 Glen Oskin
- 2006 Joe Pawelek
- 2007 Joe Pawelek

## ACADEMIC EXCELLENCE AWARD (OFFENSE)

- 2009 Nick Florence
- 2010 Troy Baker

## ACADEMIC EXCELLENCE AWARD (DEFENSE)

- 2008 Joe Pawelek

- 2009 Joe Pawelek
- 2010 Matt Ritchey

## ACADEMIC EXCELLENCE AWARD (SPECIAL TEAMS)

- 2009 Logan Lanier

## KYLE WOODS AWARD

- 2003 Stephen Sepulveda
- 2004 Anthony Krieg  
Michael Tolbert
- 2005 Maurice Lance
- 2006 Daniel Sepulveda
- 2007 Nick Moore
- 2008 Kirby Freeman
- 2009 Jason Lamb
- 2010 Mikail Baker  
Robert Griffin III

## "MR. TEAM" AWARD

- 2008 Jason Smith

## BEST DEFENSIVE SKILL PLAYER

- 2003 Maurice Lance
- 2004 Willie Andrews
- 2005 C.J. Wilson
- 2006 Anthony Arline  
C.J. Wilson
- 2007 Josh Bell

## MOST IMPROVED PLAYER

- 2003 Phil Tran
- 2004 Terrance Parks

## MOST IMPROVED PLAYER (OFFENSE)

- 2003 Shane Williams
- 2005 Jason Smith
- 2006 Thomas White
- 2007 Dan Gay IV

## MOST IMPROVED PLAYER (DEFENSE)

- 2005 Jamaal Harper
- 2006 Jason Lamb
- 2007 Jake LaMar

## BEST OFFENSIVE LINEMAN

- 2003 Cedric Fields
- 2004 Joseph DeWoody
- 2005 Evan Stone
- 2007 Jason Smith  
J.D. Walton

## BEST DEFENSIVE LINEMAN

- 2003 Dominick Cravens
- 2004 Khari Long
- 2005 Montez Murphy
- 2007 Jason Lamb  
Vincent Rhodes

## BEST DEFENSIVE FRONT PLAYER

- 2006 Joe Pawelek

## BAYLOR LEGENDS

- 2002 Thomas Everett  
Bill Glass  
Joe Jack Pearce  
JJ Joe  
Walter Abercrombie  
Don Trull
- 2003 Roger Goree  
Lawrence Elkins  
Cotton Davison  
Alfred Anderson  
Cody Carlson  
Jim Ray Smith  
Ricky Thompson
- 2004 Stanley Williams  
David Sledge  
Grant Teaff  
Gerald McNeil

# HONORS

2005 Santana Dotson  
 Neal Jeffrey  
 Dennis Gentry  
 Gary Joe Kinne  
 Jay Jeffrey  
 Van McElroy  
 Mike Singletary  
 2006 Ronnie Bull  
 Robin Jones  
 Frank Ditta  
 Ray Berry  
 Ray Crockett  
 Ronnie "Bo" Lee  
 Darrel Luce  
 2007 Derek Turner  
 Adrian Robinson  
 Gale Galloway  
 Harold Riley  
 Jerry Marcontell  
 Mark Adickes  
 2008 Larry Hickman  
 Gary Don Johnson  
 Aubrey Schulz  
 Brad Goebel  
 Charles Benson  
 Donnie Laurence Sr.  
 2009 Gary Green  
 Greg Pipes  
 Tom Muecke  
 Mike Welch  
 Kalief Muhammad  
 2010 John Westbrook  
 Jerry Harrison  
 Gary Baxter  
 Doak Field  
 Reggie Newhouse  
 2011 Al Witcher  
 Mike Bourland  
 LaShai' Maston  
 Andrew Mellontree  
 Radar Holt  
 Tommy Tabor  
 2012 Ed Marsh  
 C.O. Brocato  
 Frank Pollard  
 Jerod Douglas  
 Robert Blackmon  
 2013 Honoring all 2000's (Aug. 31)  
 Honoring all 1990's (Sept. 7)  
 Honoring all 1980's (Sept. 21)  
 Honoring all 1970's (Oct. 5)  
 Honoring all 1960's (Oct. 19)  
 Honoring all 1950's (Dec. 7)  
 2014 C. J. Wilson  
 Joel Porter  
 Mark Cochran  
 Al Fonteno  
 Trent Shelton  
 2015 Billy Glass, Jr.  
 Kris Micheaux  
 James Francis  
 Maurice Lane  
 Daniel Sepulveda  
 2016 Steve Grumbine  
 John Westbrook  
 Jason Smith  
 Jordan Lake  
 Joe Pawelek  
 2017 Michael McFarland  
 2017 SWC HOF Inductees  
 J.D. Walton  
 David Mims  
 John Adickes  
 2018 Bruce Davis  
 Joe Johnson  
 Michael Johnson  
 Ervin Randle  
 Pat McNeil  
 Steve Beaird  
 2019 Randy Grimes  
 Kevin Hancock

Cedric Mack  
 Jay Finley  
 John Garrett  
 Terrance Ganaway  
 2020 Levi Norwood  
 Colin Allred  
 Robbie Quiroga  
 Bobby Glass  
 2021 Phillip Kent  
 Byron Landor  
 Dominique Zeigler  
 Tevin Reese  
 Bryce Petty  
 Eddie Lackey

## ACADEMIC HONORS

### CAPITAL ONE

#### ACADEMIC ALL-AMERICA

1961 Ronnie Bull, HB  
 1962 Don Trull, QB  
 1963 Don Trull, QB  
 1974 Tommy Turnipseede, LB SECOND TEAM  
 1976 Cris Quinn, DE FIRST TEAM  
 1986 Matt Clark, WR SECOND TEAM  
 1987 Matt Clark, WR SECOND TEAM  
 1989 Mike Welch, DB FIRST TEAM  
 1990 Mike Welch, DB FIRST TEAM  
 1991 J.J. Joe, QB SECOND TEAM  
 1992 J.J. Joe, QB SECOND TEAM  
 1993 J.J. Joe, QB SECOND TEAM  
 1996 Ty Atteberry, P FIRST TEAM  
 2005 Daniel Sepulveda, P FIRST TEAM  
 2006 Daniel Sepulveda, P FIRST TEAM  
 2008 Joe Pawelek, LB SECOND TEAM  
 2009 Joe Pawelek, LB SECOND TEAM  
 2010 Derek Epperson, P SECOND TEAM  
 2011 Robert Griffin III, QB SECOND TEAM  
 2012 Nick Florence, QB FIRST TEAM  
 2014 Troy Baker, OL SECOND TEAM  
 Collin Brence, NB SECOND TEAM  
 2015 Spencer Drango, OT FIRST TEAM  
 2020 Jalen Pitre, S SECOND TEAM  
 2022 Dillon Doyle, LB/FB FIRST TEAM

### CAPITAL ONE

#### ACADEMIC ALL-DISTRICT VI

2004 Daniel Sepulveda, P (2nd)  
 2005 Daniel Sepulveda, P  
 Shawn Bell, QB  
 2006 Daniel Sepulveda, P  
 2007 Joe Pawelek, LB  
 2008 Joe Pawelek, LB  
 2009 Derek Epperson, P  
 Jason Lamb, DL  
 Joe Pawelek, LB  
 2010 Derek Epperson, P  
 Terrance Ganaway, RB  
 Robert Griffin III, QB

### CAPITAL ONE

#### ACADEMIC ALL-DISTRICT VII

2011 Robert Griffin III, QB  
 2012 Nick Florence, QB  
 2013 Spencer Drango, OL  
 2014 Troy Baker, OL  
 Collin Brence, NB  
 2015 Spencer Drango, OT  
 2018 Blake Blackmar, OG  
 2019 Koby Bullard, FB  
 2020 Jalen Pitre, S  
 2021 Dillon Doyle, LB  
 Drew Estrada, WR  
 Jalen Pitre, DB  
 Ben Sims, TE  
 2022 Dillon Doyle, LB/FB  
 Jacob Gall, OL  
 John Mayers, PK  
 Brooks Miller, LB  
 Isaac Power, P  
 Brayden Utley, DL

### NCAA POSTGRADUATE SCHOLARSHIP AWARD

1965 Michael Kennedy  
 1966 Edward Whiddon  
 1987 Matt Clark

### BIG 12 POSTGRADUATE SCHOLARSHIP AWARD

2004 John Martin, WR  
 2005 Stephen Sepulveda, LB  
 2013 Nick Florence, QB

### BIG 12 SCHOLAR ATHLETE OF THE YEAR

2012 Nick Florence, QB  
 2021 Dillon Doyle, LB/FB

### GTE ACADEMIC ALL-SWC

1987 Matt Clark, SE  
 Joel Porter, OT  
 Keith Rose, DE  
 1988 Gary Hays, LB  
 Larry Vasbinder, OG  
 Mike Welch, FS  
 1989 Gary Hays, LB  
 Larry Vasbinder, OG  
 Mike Welch, FS  
 1990 Mike Welch, FS  
 1991 J.J. Joe, QB  
 1992 J.J. Joe, QB  
 1993 J.J. Joe, QB  
 John Turner, C  
 Jason Young, CB  
 1994 Ty Atteberry, K  
 Donnie Laurence, TE  
 Adrian Robinson, SS  
 1995 Ty Atteberry, K  
 Dean Jackson, LB  
 Donnie Laurence, TE  
 John Turner, C

## ACADEMIC ALL-BIG 12

### FIRST TEAM

1996 Kyle Atteberry, K  
 Ty Atteberry, P  
 Mark Cogdill, WR  
 1997 Don Arroyo, LB  
 Kyle Atteberry, P  
 Chris Chmelar, TE  
 Mark Cogdill, WR  
 Kyle Atteberry, P  
 Jason Lary, LB  
 Jason Lichte, TE  
 Andrew Obriotti, TE  
 Darwin Scott, DB  
 Brian Sutton, DL  
 1999 Kyle Atteberry, P  
 Mark Cogdill, WR  
 Travis Hicks, DL  
 Jason Lary, LB  
 Jason Lichte, TE  
 Andrew Obriotti, TE  
 Justin Snow, DE  
 2000 Jason Lary, LB  
 Andrew Obriotti, TE  
 Lance O'Steen, WR  
 Christopher Schoessow, LB  
 2001 Greg Cicero, QB  
 Luke Groth, TE  
 John Martin, WR  
 Stephen Sepulveda, LB  
 Joshua Zachry, QB  
 Greg Cicero, QB  
 T.J. Helmcamp, OL  
 John Martin, WR  
 Stephen Sepulveda, LB  
 Daniel Sepulveda, P  
 Stephen Sepulveda, LB  
 2004 John Martin, WR  
 Mike Miller, TE  
 Daniel Sepulveda, P  
 2005 Colin Allred, LB  
 Shawn Bell, QB

Lee Chandler, WR  
 Ben Hixson, LB  
 Jake LaMar, OS  
 Jon Piorkowski, OS  
 Daniel Sepulveda, P  
 Phil Tran, RB  
 2006 Shawn Bell, QB  
 Thad Boatner, OG  
 Alex Cammack, QB  
 Andrew Heard, WR  
 Ben Hixson, LB  
 Jake LaMar, RB  
 Jason Lamb, DE  
 Joe Pawelek, LB  
 Ralph Rodriguez, CB  
 Daniel Sepulveda, P  
 James Todd, CB  
 2007 Ben Hixson, LB  
 Desmond Jenkins, RB  
 Michael Machen, QB  
 Joe Pawelek, LB  
 Ralph Rodriguez, CB  
 Ted Tanner, OT  
 2008 Derek Epperson, P  
 Ty Findley, LB  
 Ben Hixson, LB  
 Jacoby Jones, RB  
 Tyler King, LB  
 Jason Lamb, DE  
 Zak Mitchell, WR  
 Joe Pawelek, LB  
 Ryan Roberts, QB  
 Zac Scotton, DE  
 John David Weed, IR  
 2009 Krys Buerck  
 Casey Cooper  
 Tyler Deloach  
 Derek Epperson, P  
 Nick Florence, QB  
 Jake Jackson  
 Jason Lamb, DE  
 Logan Lanier  
 Joe Pawelek, LB  
 Lanier Sampson, WR  
 Sam Sledge, FB  
 2010 Derek Epperson, P  
 Terrance Ganaway, RB  
 Robert Griffin III, QB  
 Jake Jackson, OL  
 Logan Lanier, LB  
 Erik Wolfe, TE  
 2011 Robert Griffin III, QB  
 Jake Jackson, OL  
 Jordan Najvar, TE  
 Matt Ritchey, LB  
 Erik Wolfe, FB  
 2012 Troy Baker, OL  
 Rhett Butler, TE  
 Spencer Drango, OL  
 Nick Florence, QB  
 Clay Fuller, WR  
 Jake Jackson, OL  
 Kevin Park, DE  
 Bryce Petty, QB  
 Jordan Najvar, TE  
 Matt Ritchey, TE  
 Brody Trahan, LB  
 2013 Troy Baker, OL  
 Collin Brence, NB  
 Rhett Butler, TE  
 Spencer Drango, OL  
 Clay Fuller, WR  
 Jordan Najvar, TE  
 Jason Osei, OL  
 2014 Troy Baker, OL  
 Collin Brence, NB  
 Terrell Brooks, DL  
 Spencer Drango, OL  
 Drew Earnest, DS  
 Andrew Frerking, QB  
 Clay Fuller, WR  
 Kevin Mitchell, DB  
 Blake Muir, OL  
 Silas Nacita, RB

# HONORS

2015 Jason Osei, OL  
Bryce Petty, WR  
Cal Spangler, WR  
Spencer Drango, OL  
Cole Edmiston, WR  
Tyler Jaynes, NB  
B.J. Jordan, LS  
Blake Muir, OL

2016 Blake Blackmar, OL  
Cole Edmiston, WR  
Tyler Jaynes, WR  
Chris Lutzel, LS  
Blake Murphy, WR

2017 Blake Blackmar, OL  
Kyle Boyd, FB  
Jonathan Hockman, WR  
Iain Hunter, LB  
Tyler Jaynes, WR  
Lenoy Jones, LB  
Marques Jones, WR  
Chad Kelly, LB  
Pat Lawrence, OL  
Chris Lutzel, LS  
Jairon McVea, S  
Blake Murphy, WR  
Terrel Bernard, LB  
Blake Blackmar, OL  
Kyle Boyd, FB  
Zeke Brown, DB  
Koby Bullard, FB  
Tyler Henderson, TE  
Marques Jones, WR  
Chad Kelly, LB  
Patrick Lawrence, OL  
Chris Lutzel, LS  
Ryan Miller, DL  
Russell Morrison, WR  
Jalen Pitre, LB  
Will Baxter, S  
Terrel Bernard, LB  
Gerry Bohanon, QB  
Zeke Brown, S  
Koby Bullard, FB  
Christoph Henle, TE  
Jameson Houston, CB  
Marques Jones, WR  
John Mayers, K  
Garret McGuire, QB  
Jason Moore, OL  
Russell Morrison, WR  
Casey Phillips, OL  
Issac Power, P  
Jay Sedwick, K  
Sam Tecklenburg, OL  
Jim Threat, OL  
Brayden Utley, DT

2020 Will Baxter, WR  
Blake Bedier, OL  
Terrel Bernard, LB  
Gerry Bohanon, QB  
Zeke Brown, CB  
Jacob Clarke, RB  
Christoph Henle, TE  
John Mayers, K  
Garret McGuire, QB  
Ryan Miller, DT  
Blake Perdue, WR  
Casey Phillips, OL  
Jalen Pitre, DB  
Issac Power, P  
Noah Rauschenberg, K  
Thor Rodoni, LS  
Rob Saulin, DL  
Jay Sedwick, K  
Ben Sims, TE  
Griffin Speaks, DB  
Brayden Utley, DE  
Skyler Wetzels, H  
JT Woods, S

2021 Brandon Bass, QB  
Terrel Bernard, LB  
Gerry Bohanon, QB  
Zeke Brown, DB  
Gavin Byers, OL

Jacoby Clarke, RB  
Drake Dabney, TE  
Colby Delashaw, S  
Dillon Doyle, LB  
Jackson Gleeson, WR  
Tyler Henderson, TE  
Jackson Kimble, OL  
Brooks Miller, LB  
Jalen Pitre, S  
Issac Power, P  
Noah Rauschenberg, K  
Thor Rodoni, LS  
Gunnar Royer, LS  
Rob Saulin, DL  
Blake Shapen, QB  
Ben Sims, TE  
Griffin Speaks, S  
Brayden Utley, DL

2022 Tyrone Brown, LB  
Jonathan Davidson, WR  
Dillon Doyle, LB/FB  
TJ Franklin, DL  
Jacob Gall, OL  
Connor Galvin, OL  
Garrison Grimes, LS  
Ben Hamilton, CB  
Cooper Lanz, DL  
Devin Lemeare, S  
John Mayers, K  
Brooks Miller, LB  
Grant Miller, OL  
Mark Milton, CB  
Tripp Mitchell, WR  
Chidi Ogbonnaya, DL  
Caleb Parker, LB  
Issac Power, P  
Noah Rauschenberg K/P  
Blake Shapen, QB  
Ben Sims, TE  
Griffin Speaks, S  
Brayden Utley, DL  
Tevin Williams III, CN

## SECOND TEAM

1996\* Dean Jackson, LB  
Robert Mason, LB

1997\* Matt Bryant, K  
Garner Simpkins, WR

1998\* Luke Nichols, OL  
Garner Simpkins, WR

1999 Randy Davis, WR  
Jon Erickson, OL  
Lanis O'Steen, WR  
Darwin Scott, DB  
Derrick Percy, OL  
Daniel Andino, K  
Hindley Brigham, DB  
Travis Hicks, DL  
Jon Erickson, OL

2000 Andrew Obriotti, TE  
Lanis O'Steen, WR  
Derrick Percy, OL  
Randy Davis, WR  
Travis Hicks, DL  
Jon Erickson, OL  
Daniel Andino, K  
Shane Williams, TE

2002 Bobby Darnell, WR  
Randy Davis, DB  
Derrick Percy, OL  
Travis Hicks, DL  
Jonathan Golden, RB  
Luke Groth, TE  
Josh Zachry, QB

2003 Matt Waller, DS  
Tyler Lindstrom, OS

2004 Colin Allred, LB  
Shawn Bell, QB  
Joseph DeWoody, OL  
Ryan Jeffrey, WR  
David Schieck, DB  
Michael Tolbert, LB

2005 Jordan Adams, IR  
Josh DeSisto, P

Bennett Hoefer, FS  
Ryan Jeffrey, WR  
Mike Miller, C  
Alton Widemon, CB

2006 Jordan Adams, IR  
Bennett Hoefer, FS  
Jordan Lake, FS  
Maurice Linguist, OS  
Nick Myatt, DS  
Mario Price, RB  
Alton Widemon, CB

2007 Jordan Adams, IR  
Domingue Criss, CB  
Jake La Mar, RB  
Jordan Lake, S  
Jason Lamb, DE  
Mike Miller, C  
Alton Widemon, K  
Krys Buerck, WR  
Jake La Mar, S  
Jordan Lake, S  
Sam Shalala, LB  
Sam Sledge, FB

2009 James Barnard, OL  
Cameron Kaufhold, OL  
Ben Parks, K  
Zac Scotton, DE  
Dary Stone, K  
Chris Buford, DT  
Ahmad Jenkins, CB  
Chris McAllister, LB  
Ben Parks, PK  
Zac Scotton, DE  
Andrew Sumpter, WR  
Brody Trahan, QB/H  
Thomas Draper, WR  
Terrance Ganaway, RB  
Cameron Kaufhold, OL  
Ben Parks, PK  
Brody Trahan, LB/H

2012 Alex Bonilla, OL  
Trevor Clemons-Valdez, DL  
Levi Norwood, WR  
Marcus Santa Cruz, DS  
Michael Valdez, WR  
Chris Winkler, PK

2013 Sam Holl, NB  
Stefan Huber, C  
Eddie Lackey, LB  
Chris McAllister, DE  
Bryce Petty, QB  
Brody Trahan, LB

2014 Trevor Clemons-Valdez, DL  
Lynx Hawthorne, WR  
Jimmy Landes, DS  
Levi Norwood, WR

2015 Trevor Clemons-Valdez, TE  
Lynx Hawthorne, WR  
Jimmy Landes, LS

2016 Chris Callahan, PK  
JaMycal Hasty, RB  
Lynx Hawthorne, RB  
Lenoy Jones Jr., LB  
Pat Lawrence, OL  
Verkedric Vaughns, DB  
Iain Hunter, LB  
Ross Maticcik, LS  
Keith Orcutt, OL  
Xavier Phillips, LB

2017 Micheal Johnson, DT  
Clint Kelly, H  
Ross Maticcik, LS  
Obim Okeke, RB  
Wyatt Schrepfer, RB  
Zach Smith, QB  
Verkedric Vaughns, S  
Harrison Hand, CB  
JaMycal Hasty, RB  
Henry Klinge III, OL  
James Lynch, DT  
Rob Saulin, DT  
Sam Tecklenburg, OL  
Derrek Thomas, CB

2019 Verkedric Vaughns, S  
Jackson Gleeson, WR  
BJ Hanspard, CB  
JaMycal Hasty, RB  
Clay Johnston, LB  
James Lockhart, DE  
Ross Maticcik, LS  
Michael McNair, LB  
Prince Pines, OL  
Jalen Pitre, LB  
Owen Rogers, LB  
BJ Hanspard, CB  
Tyler Henderson, TE  
Mike McNair, LB  
Jason Moore, OL  
RJ Sneed, WR  
Craig Williams, RB

2020 Byron Hanspard, Jr., DB  
Christian Morgan, S  
Chidi Ogbonnaya, DL  
Jackson Shupp, TE  
Craig Williams, RB  
Tony Anyanwu, LB  
Monaray Baldwin, WR  
Gavin Byers, OL  
Drake Dabney, TE  
Kyron Drones, QB  
Byron Hanspard Jr., CB  
Gavin Holmes, WR  
Jordan Jenkins, RB  
Matt Jones, LB  
Collin Losack, LB  
Jackie Marshall, LB  
Christian Morgan, S  
Craig Williams, RB  
Tate Williams, OL

## PLAYERS OF THE WEEK

### BIG 12 OFFENSIVE

#### PLAYER OF THE WEEK

2002 Jonathan Golden, RB (Sept. 7)  
2006 Shawn Bell, QB (Oct. 23)  
2007 Blake Szymanski, QB (Sept. 10)  
2008 Robert Griffin III, QB (Sept. 15)  
2009 Nick Florence, QB (Nov. 9)  
2010 Robert Griffin III, QB (Oct. 24)  
2011 Robert Griffin III, QB (Sept. 6)  
Robert Griffin III, QB (Nov. 21)  
Terrance Ganaway, RB (Nov. 28)  
Robert Griffin III, QB (Dec. 5)  
2012 Lache Seastrunk, RB (Dec. 3)  
2013 Lache Seastrunk, RB (Oct. 7)  
Shock Linwood, RB (Nov. 11)  
Bryce Petty, QB (Nov. 18)  
2014 Seth Russell, QB (Sept. 8)  
Bryce Petty, QB (Oct. 13)  
Corey Coleman, WR (Nov. 10)  
2015 Corey Coleman, WR (Sept. 14)  
Seth Russell, QB (Oct. 19)  
KD Cannon, WR (Nov. 23)  
2016 Seth Russell, QB (Sept. 26)  
Shock Linwood, RB (Oct. 3)  
2019 Denzel Mims, WR (Sept. 9)  
2020 Charlie Brewer, QB (Nov. 30)

### BIG 12 DEFENSIVE

#### PLAYER OF THE WEEK

2001 Samir Al-Amin, S (Nov. 24)  
2004 Willie Andrews, S (Sept. 27)  
2005 Colin Allred, LB (Nov. 21)  
2006 Dwain Crawford, LB (Oct. 2)  
2007 Jordan Lake, FS (Sept. 24)  
2008 Joe Pawelek, LB (Nov. 17)  
2009 Joe Pawelek, LB (Sept. 8)  
2010 Byron Landor, S (Oct. 18)  
Byron Landor, S (Nov. 1)  
2011 Elliot Coffey, LB (Nov. 14)  
Sam Holl, S (Dec. 5)  
2012 Joe Williams, CB (Nov. 19)  
Eddie Lackey, LB (Nov. 26)  
Eddie Lackey, LB (Dec. 3)  
2013 Terrell Burt, S (Sept. 23)

## HONORS

	Eddie Lackey, LB (Oct. 21)
	KJ Morton, CB (Dec. 9)
2014	Shawn Oakman, DE (Nov. 24)
2015	Shawn Oakman, DE (Oct. 26)
	Andrew Billings, DT (Nov. 23)
2016	Orion Stewart, S (Sept. 12)
	Travon Blanchard (Sept. 26)
	Ryan Reid (Oct. 17)
2018	Clay Johnston (Nov. 5)
2019	Clay Johnston, LB (Sept. 30)
	Terrel Bernard, LB (Oct. 21)
	Terrel Bernard, LB (Nov. 11)
	James Lynch, DE (Nov. 25)
2020	Terrel Bernard, LB (Oct. 26)
2021	JT Woods, S (Sept. 13)
	Garmon Randolph, LB (Sept. 27)
	Terrel Bernard, LB (Nov. 15)
2022	Bryson Jackson, LB (Sept. 26)
	Gabe Hall, DL (Oct. 31)

## BIG 12 SPECIAL TEAMS

## PLAYER OF THE WEEK

2003	Robert Quiroga, WR (Nov. 10)
2004	Braelon Davis, CB (Sept. 27)
	Willie Andrews, S (Nov. 1)
2005	Ryan Havens, PK (Oct. 10)
	Daniel Sepulveda, P (Nov. 21)
2006	Daniel Sepulveda, P (Nov. 6)
2010	Derek Epperson, P (Nov. 1)
2011	Aaron Jones, PK (Sept. 6)
2014	Terrell Burt, S (Oct. 6)
	Chris Callahan, PK (Nov. 10)
2017	Connor Martin, PK (Sept. 25)
2018	Drew Galitz, P (Sept. 24)
2019	Grayland Arnold, S/PR (Sept. 9)
	John Mayers, K (Sept. 30)
	John Mayers, K (Oct. 14)
	Bravvion Roy, DT (Nov. 4)
	John Mayers, K (Nov. 11)
2020	Trestan Ebner, KR (Sept. 28)
	John Mayers, K (Nov. 30)
2021	Trestan Ebner, KR/PR (Sept. 27)

## BIG 12 NEWCOMER OF THE WEEK

2016	JaMycal Hasty, RB (Sept. 19)
2018	Jalen Hurd, WR (Nov. 5)
2022	Richard Reese, RB (Sept. 19)
	Richard Reese, RB (Oct. 31)

## ALL-STAR GAMES

Editor's Note: Year listed when game played

## EAST-WEST SHRINE

1930	Barton Koch, G
	Jake Wilson, E
1939	Sam Boyd, E
	William Patterson, QB
1941	Robert Nelson, C
1942	Jack Wilson, B
1943	Bobo Barnett, G
1946	Richard Johnson, G
	Jack Price, B
1951	Frank Boydston, B
1954	Jerry Coody, B
	Cotton Davidson, QB
1955	Henry Gremminger, E
	Weldon Holley, B
1956	Bill Glass, G
1957	Bobby Jack Oliver, T
1958	Larry Cowart, C
	Larry Hickman, B
	Charles Horton, G
	Clyde Letbetter, T
1960	Al Witcher, E
1961	Ronnie Bull, B
	Bobby Lane, E
1962	Robert Burk, G
	Ronnie Goodwin, B
	James Maples, C
1963	Robert Crenshaw, T
	Dalton Hoffman, B

	Don Trull, QB
1965	Lawrence Elkins, E
1971	Gary Sutton, DT
1977	Grant Teaff, Head Coach
	*Gary Green, DB
	Gary Gregory, OT
	Mark Jackson, QB
1980	Gary Don Johnson, DT
	Arland Thompson, OT
1981	Joe Campbell, DT
1984	Alfred Anderson, RB
1985	Joel Barrett, TE
	Kevin Hancock, LB
	Ervin Randle, DE
	Grant Teaff, Coach
1987	Ray Berry, LB
	Ron Francis, DB
	Grant Teaff, Coach
1988	Joel Porter, OT
1989	Bobby Sign, C
1990	Robert Blackmon, DB
	James Francis, LB
1991	Mike Welch, DB
1992	Santana Dotson, DT
	Robin Jones, DE
1993	Le'Shai Maston, LB
1996	Gary Bandy, LB
	Fred Miller, OT
2006	Willie Andrews, OS
2007	C.J. Wilson, CB
2009	Dan Gay, OT
2010	Carter Brunelle, DS
	Joe Pawelek, LB
2012	Nicolas Jean-Baptiste, DL
2014	Jordan Najvar, TE
2015	Bryce Hager, LB
	Spencer Roth, P
2020	Jake Fruhmorgen, OL
	Bravvion Roy, DT
2022	Kalon Barnes, DB
	Trestan Ebner, RB
	Tyquan Thornton, WR
2023	Connor Galvin, OL

\* — outstanding defensive player

## SENIOR BOWL

1950	J.D. Ison, E
	Rupert Wright, T
1951	Frank Boydston, B
	George Cook, E
1952	Ken Casner, T
	Stanley Williams, E
1953	Bill Athey, G
1955	L. G. Dupre, B
	James Ray Smith, T
1957	Bill Glass, G
	Del Shofner, B
1958	Clyde Letbetter, T
1959	Buddy Humphrey, QB
1961	Arnold Davis, E
1962	*Ronnie Bull, B
	Ken Hays, G
1964	Bobby Crenshaw, T
1967	Dwight Hood, DT
	**Terry Southall, QB
1968	Greg Pipes, DL
1977	Gary Green, B
1979	Ronnie Lee, TE
1980	Gary Don Johnson, DL
1982	Dennis Gentry, RB
1984	Mark Adickes, OT
1987	Ray Berry, LB
	Cody Carlson, QB
	Ron Francis, DB
1989	Ray Crockett, DB
	Bobby Sign, OL
	Daryl Gardener, DE
	Adrian Robinson, S
	Derrick Fletcher, OT
1992	Jeff Ireland, K
1994	Melvin Bonner, WR

1995	Scotty Lewis, DE
1996	Gary Bandy, LB
1997	George McCullough, DB
1999	Nikia Codie, DB
2000	Dwight Johnson, DT
2001	Gary Baxter, DB
2007	Daniel Sepulveda, P
2009	#Jason Smith, OT
2010	J.D. Walton, C
2011	Phil Taylor, DT
	Danny Watkins, OT
2012	Philip Blake, C
	Terrance Ganaway, RB
	Kendall Wright, IR
2013	Terrance Williams, WR
2014	Ahmad Dixon, S
	#Tevin Reese, WR
	Cyril Richardson, OG
2015	Antwan Goodley, WR
	Bryce Petty, QB
2016	Spencer Drango, OT
	Jimmy Landes, LS
	Jay Lee, WR
	Shawn Oakman, DE*
2019	Jalen Hurd, WR #
2020	JaMycal Hasty, RB
	Denzel Mims, WR
2021	William Bradley-King, DE
2022	Terrel Bernard, LB #
	Jalen Pitre, DB
	Abram Smith, RB
	JT Woods, DB
2023	Siaki Ika, DL

# - DNP

\* - Outstanding Player

\*\* - Outstanding South Back

## NFLPA COLLEGIATE BOWL

2019	Jalan McClendon, QB
2020	Chris Miller, S
2020	Sam Tecklenburg, OL
2022	Dillon Doyle, LB #
	Grant Miller, OL
	Mark Milton, CB
	Ben Sims, TE

## THE COLLEGE ALL STAR BOWL

Note: No longer played

2013	Kelvin Palmer, OL
------	-------------------

## COLLEGE GRIDIRON SHOWCASE

2015	Levi Norwood, WR
2022	Christian Morgan, S

## AMERICAN BOWL GAME

Note: No longer played

1971	Ron Evans, OT
1976	Rell Tipton, G

## BLUE-GRAY GAME

Note: No longer played

1942	Buddy Gatewood, C
1944	Jack Russell, B
1945	Jack Russell, B
1961	Tommy Minter, B
1962	Burt Tate, B
1965	Harlan Lane, E
	Bill Ferguson, G
	Donnie Laurence, E
1966	Terry Southall, QB
	Tommy Smith, E
	Paul Becton, FL
	Dwight Hood, DT
1967	Greg Pipes, DL
	Billy Hayes, S
1969	Calvin Hunt, C
1972	Roger Goree, DE
1973	Gary Lacy, B
	Richard Mason, OT
	Charles Dancer, SE

	Grant Teaff, Head Coach
1975	Ricky Thompson, E
	John Oliver, DL
	Ken Quesenberry, S
	Bubba Hicks, K
	Mike Hughes, OT
	Grant Teaff, Head Coach
1976	Tim Black, LB
	Gary Gregory, OT
1979	Billy Glass, G
1981	Tommy Tabor, DT
1982	Mark Kirchner, G
	Charles Benson, DE
	Travis Selph, DE
	Randy Grimes, C
1983	Bruce Davis, WR
	Allen Rice, RB
1984	Paul Mergenhausen, DT
	Ervin Randle, DE
1989	Pete Rutter, P
1991	Reggie Howard, DT
1994	David Leaks, G
1995	Gary Bandy, LB
	Adrian Robinson, S
1998	Matt Bryant, K
	Nikia Codie, S
1999	Dwight Johnson, DT
2001	Jon Erickson, OL
	Adam Stiles, P
2003	Cedric Fields, C
	Guy Morriss, Head Coach
	Brent Pease, Asst. Coach

## CANADIAN-AMERICAN BOWL

Note: No longer played

1978	Steve Howell, B
------	-----------------

## EASTHAM ENERGY/

## CASINO DEL SOL

Note: No longer played

2011	Tim Atchison, FS
	Brad Taylor, TE
2013	Chance Casey, CB
	Daryl Stonum, WR

## CHICAGO TRIBUNE

## ALL-STAR GAME

Note: No longer played

1939	Billy Patterson, QB
1941	Robert Nelson, C
1946	Jack Russell, B
1949	George Sims, B
1950	J.D. Ison, E
	Adrian Burk, QB
	Frank Boydston, B
1951	Bill Athey, G
1954	Cotton Davidson, QB
1955	L.G. Dupre, B
	James Ray Smith, T
1956	Jim Taylor, C
1957	Del Shofner, B
1958	Bobby Jack Oliver, T
1959	Larry Hickman, B
	Buddy Humphrey, QB
1962	Bobby Ply, B
	Ronnie Bull, B

## COACHES ALL-AMERICA GAME

Note: No longer played

1962	Bobby Lane, E
	Bobby Ply, B
1963	James Maples, LB
1964	Don Trull, QB
1965	Lawrence Elkins, E
1968	Greg Pipes, DT
1973	Roger Goree, DE
1975	Phillip Kent, E
	Neal Jeffrey, QB
	Derrell Luce, LB
	Grant Teaff, Head Coach
1977	Tim Black, LB



# HONORS

## DIXIE CLASSIC

*Note: No longer played*

- 1931 Jake Wilson, QB
- Barton Koch, G
- Louis Paradeaux, C
- S.L. Witcher, T
- Morley Jennings, Coach

## HULA BOWL

- 1954 Jerry Coody, B
- 1959 Larry Hickman, B
- 1960 Al Witcher, E
- 1963 Ronnie Goodwin, B
- 1964 James Ingram, E
- Don Trull, QB
- 1965 \*Lawrence Elkins, E
- 1969 Richard Stevens, T
- 1973 Roger Goree, DE
- 1979 Ronnie Lee, TE
- 1981 Mike Singletary, LB
- Doak Field, LB
- 1982 \*\*Walter Abercrombie, RB
- Vann McElroy, DB
- 1983 Charles Benson, DE
- 1984 Mark Adickes, OT
- 1986 Mark Cochran, OT
- 1987 Cody Carlson, QB
- Thomas Everett, FS
- 1989 Ray Crockett, DB
- Charles Perry, RB
- Bobby Sign, C
- Grant Teaff, Coach
- 1990 Robert Blackmon, DB
- James Francis, LB
- 1991 Charles Bell, DB
- 1992 Santana Dotson, DT
- Alonzo Pierce, TE
- Grant Teaff, Coach
- 1993 Melvin Bonner, WR
- Albert Fontenot, DL
- 1996 Fred Miller OT
- LaCurtis Jones, LB
- 1997 Kalief Muhammad, WR
- 2000 Kyle Atteberry, K
- 2001 Tyshaun Whitson, OL
- 2004 Rashad Armstrong, RB
- 2005 Jonathan Evans, RB
- Khari Long, DE
- 2006 Colin Allred, LB
- Montez Murphy, DE
- 2007 Anthony Arline, CB
- 2022 Grant Miller, OL

\* – Outstanding Lineman

\*\* – Most Valuable Player

## INTA JUICE NORTH-SOUTH

*Note: No longer played*

- 2007 Trent Shelton, WR
- Dominique Zeigler, WR

## JAPAN BOWL

*Note: No longer played*

- 1980 Gary Don Johnson, DT
- Arland Thompson, OT
- 1981 Doak Field, LB
- Mike Singletary, LB
- 1982 Walter Abercrombie, RB
- Vann McElroy, DB
- 1983 Randy Grimes, C
- Vic Vines, DB
- 1984 Alfred Anderson, RB
- Gerald McNeil, WR
- 1986 Derek Turner, DE
- 1987 John Adickes, C
- Steve Grumbine, DT
- 1988 Joel Porter, OT
- 1989 Charles Perry, RB
- 1990 Mark Bass, OL
- 1993 John Turnpaugh, G
- Lee Miles, SE

## LAS VEGAS CLASSIC

*Note: No longer played*

- 2004 Derrick Cash, OS
- 2005 Quintin Outland, OL

## MEDAL OF HONOR BOWL

*Note: No longer played*

- 2013 Jordan Najvar, TE

## NORTH-SOUTH SHRINE GAME

*Note: No longer played*

- 1949 Buddy Attaway, C
- Don Mouser, G
- J.D. Ison, E
- Adrian Burk, QB
- Rupert Wright, T
- Chuck Stone, G
- Gene Huebner, C
- Bobby Griffin, E
- Bob Woodruff, Coach
- 1952 Bill Athey, G
- 1958 \*Buddy Humphrey, QB
- 1959 Al Witcher, E
- 1976 David Stevens, E
- Mike Nelms, B

\* Most Valuable Player

## ROTARY/VILLAGES GRIDIRON CLASSIC

*Note: No longer played*

- 1999 Derrius Thompson, WR
- 2002 Samir Al-Amin, DB
- 2004 Ethan Kelley, DL
- Reggie Newhouse, WR
- 2005 Jonathan Evans, RB
- Quintin Outland, OL

## TEXAS VS. THE NATION

*Note: No longer played*

- 2007 #Shawn Bell, QB
- \*Paul Mosley, RB
- Trent Shelton, WR
- 2009 David Gettis, WR
- Jordan Lake, FS
- 2011 Derek Epperson, P
- Jay Finley, RB
- 2013 #Nick Florence, QB
- Lane Sampson, WR
- Ivory Wade, C

# – DNP

\* – Outstanding Offensive Player

## TROPICAL BOWL

- 2022 Jacob Gall, OL

## BEARS IN THE NFL

As of July 6, 2022

- ABERCROMBIE, Walter, RB – Pittsburgh Steelers (1982-87), Philadelphia Eagles (1988-89)  
Note: Spent 1989 season on injured reserve
- ADICKES, John, C – Chicago Bears (1987-88), Minnesota Vikings (1989)
- ADICKES, Mark, G – Kansas City Chiefs (1986-89), Washington Redskins (1990-91)
- AKIN, Len, G – Chicago Bears (1942)
- ALLEN, Jackie, DB – Oakland Raiders (1969), Buffalo Bills (1970-71), Philadelphia Eagles (1972)
- ALLRED, Colin, LB – Tennessee Titans (2007-10)
- ANDERSON, Alfred, RB – Minnesota Vikings (1984-91)
- ANDERSON, Morris, WR – San Francisco 49ers (1999)
- ANDREWS, Willie, DB – New England Patriots (2006-07)
- ARNOLD, Grayland, DB – Philadelphia Eagles (2020-21), Houston Texas (2022-present)
- ARTMORE, Rodney, DB – Green Bay Packers (1999)
- ATCHISON, Tim, DB – St. Louis Rams (2011)
- BAKER, Mikail, S – St. Louis Rams (2011), Kansas City Chiefs (2012)  
Note: Spent 2011 season on injured reserve
- BARNES, Kalon, DB – Carolina Panthers (2022-present)
- BARNETT, Solon, T – Green Bay Packers (1945-46)
- BAXTER, Gary, DB – Baltimore Ravens (2001-04), Cleveland Browns (2005-07)
- BELL, Josh, CB – Denver Broncos (2008), Green Bay Packers (2009-10)  
Note: Spent 2010 season on injured reserve
- BENSON, Charles, DE – Miami Dolphins (1983-84), Indianapolis Colts (1985), Detroit Lions (1987)
- BERNARD, Terrel, LB – Buffalo Bills (2022-present)
- BERRY, Ray, LB – Minnesota Vikings (1987-92), Seattle Seahawks (1993)
- BIGGS, Riley, C – New York Giants (1926-27)
- BILLINGS, Andrew, DT – Cincinnati Bengals (2016-19), Cleveland Browns (2020), Miami Dolphins (2021), Kansas City Chiefs (2021), Las Vegas Raiders (2022-present)
- BISHOP, Keith, OL – Denver Broncos (1980, 1982-89)
- BLACK, Henry, DB – Green Bay Packers (2020-21), New York Giants (2022-present)
- BLACK, Tim, LB – St. Louis Cardinals (1977)
- BLACKMAR, Blake, OL – Chicago Bears (2019)
- BLACKMON, Robert, DB – Seattle Seahawks (1990-96), Indianapolis Colts (1997-98)
- BLAILOCK, Russ, T/G – Milwaukee Badgers (1923), Akron Pros (1925)
- BLAKE, Philip, C – Denver Broncos (2012)
- BONNER, Melvin, WR – Denver Broncos (1993-94)
- BOYD, Sam, E – Pittsburgh Steelers (1939-40)
- BRADLEY-KING, William, DE – Washington Commanders (2021-present)
- BRADSHAW, Charlie, T – Los Angeles Rams (1958-60), Pittsburgh Steelers (1961-66), Detroit Lions (1967-68)
- BRADSHAW, Wes, B – Rock Island Independents (1924), Buffalo Rangers (1926)
- BRAZELL, Carl, QB – Cleveland Rams (1938)
- BRONSON, Ben, WR – Indianapolis Colts (1995)
- BROWN, Thomas, DE – Philadelphia Eagles (1980), Cleveland Browns (1981, 1993)
- BROXTON, Jarell, OG – Baltimore Ravens (2016)
- BRYANT, Matt, K – New York Giants (2002-03), Indianapolis Colts (2004), Miami Dolphins (2004), Tampa Bay Buccaneers (2005-08), Atlanta Falcons (2009-18)
- BULL, Ronnie, B – Chicago Bears (1962-70), Philadelphia Eagles (1971)
- BURK, Adrian, B – Baltimore Colts (1950), Philadelphia Eagles (1951-56)
- CARLSON, Cody, QB – Houston Oilers (1987-94)
- CASEY, Chance, CB – Oakland Raiders (2013)
- CASNER, Ken, T – Los Angeles Rams (1952)
- COCHRAN, Mark, T – San Francisco 49ers (1987)
- CODIE, Naki, DB – Pittsburgh Steelers (2000)
- COLEMAN, Anthony, DB – Dallas Cowboys (1987)
- COLEMAN, Corey, WR – Cleveland Browns (2016-17), New England Patriots (2018), New York Giants (2018-20), Kansas City Chiefs (2022-present)
- COLEMAN, Lincoln, RB – Dallas Cowboys (1993-94), Atlanta Falcons (1996)
- COLLINS, Kirk, CB – Los Angeles Rams (1982-83)
- CRAIG, Dobbie, FL/WR/HB – Oakland Raiders (1962-63), Houston Oilers (1964)
- CRAIN, Milt, FB – Boston Yanks (1944)
- CROCKETT, Ray, CB – Detroit Lions (1989-93), Denver Broncos (1994-00), Kansas City Chiefs (2001-02)
- DAVIDSON, Cotton, QB – Baltimore Colts (1954, 1957), Dallas Texans (1960-62), Oakland Raiders (1962-66, 1968)
- DAVIS, Bruce, WR – Cleveland Browns (1984), San Diego Chargers (1987)
- DAVIS, Preston, CB – Indianapolis Colts (1984-86)
- DAVIS, Sonny, LB – Dallas Cowboys (1961)
- DICKSON, Paul, DT – Los Angeles Rams (1959), Dallas Cowboys (1960), Minnesota Vikings (1961-70), St. Louis Cardinals (1971)
- DIXON, Ahmad, S – Dallas Cowboys (2014), Chicago Bears (2014), Minnesota Vikings (2014)
- DOTSON, Santana, DT – Tampa Bay Buccaneers (1992-95), Green Bay Packers (1996-2001)
- DOUGLAS, Leland, WR – Miami Dolphins (1987)
- DOWDEN, Steve, T – Green Bay Packers (1952)
- DRANGO, Spencer, OL – Cleveland Browns (2016-17), Los Angeles Chargers (2018-19)
- DUPRE, Chuck, DB – New York Jets (1960)
- DUPRE, L.G., RB – Baltimore Colts (1955-59), Dallas Cowboys (1960-61)
- EBNER, Trestan, RB – Chicago Bears (2022-present)
- EDWARDS, Bill, G – New York Giants (1941-42, 1946)
- ELKINS, Lawrence, WR – Houston Oilers (1965-68)
- ESTRADA, Drew, WR – Houston Texans (2022-present)
- EVANS, Jonathan, RB – Buffalo Bills (2007-08)
- EVERETT, Thomas, S – Pittsburgh Steelers (1987-91), Dallas Cowboys (1992-93), Tampa Bay Buccaneers (1994-95)
- FIELD, Doak, LB – St. Louis Cardinals (1982)
- FISHER, Mike, WR – St. Louis Cardinals (1981)
- FLETCHER, Derrick, OG – New England Patriots (1999), Washington Redskins (2000), Carolina Panthers (2002), Jacksonville Jaguars (2003-05)
- FONTENOT, Albert, DE – Chicago Bears (1993-96), Indianapolis Colts (1997-98), San Diego Chargers (1999-02)
- FRANCIS, James, LB – Cincinnati Bengals (1990-98), Washington Redskins (1999)
- FRANCIS, Ron, CB – Dallas Cowboys (1987-90)
- FRANK, Malcolm, CB – Seattle Seahawks (1992)
- FRANKLIN, Cleveland, RB – Philadelphia Eagles (1977-78), Baltimore Colts (1981-82)
- FRONGILLO, John, C – Houston Oilers (1962-66)
- FULLER, Kyle, C – Houston Texans (2017), Washington Redskins (2018), Seattle Seahawks (2019-present)
- GANAWAY, Terrance, RB – St. Louis Rams (2012)
- GARDENER, Daryl, DT – Miami Dolphins (1996-2001), Washington Redskins (2002), Denver Broncos (2003)
- GARMON, Kelvin, OG – Dallas Cowboys (1999-2002), San Diego Chargers (2002-03), Cleveland Browns (2004)
- GATEWOOD, Lester, C – Green Bay Packers (1946-47)
- GATHERS, Rico, TE – Dallas Cowboys (2016-18)
- GAY, Ben, RB – Cleveland Browns (2001)
- GENTRY, Dennis, WR – Chicago Bears (1982-92)
- GETTIS, David, WR – Carolina Panthers (2010-12)  
Note: Spent 2011 season on injured reserve
- GLASS, Bill, DE – Detroit Lions (1958-61), Cleveland Browns (1962-68)
- GLASS, Billy, OG – Cincinnati Bengals (1980)
- GOEBEL, Brad, QB – Philadelphia Eagles (1991), Cleveland Browns (1992-94), Jacksonville Jaguars (1995)
- GONSOLIN, Austin, DB – Denver Broncos (1960-66), San Francisco 49ers (1967)
- GOODMAN, Aubrey, T – Chicago Cardinals (1927)
- GOODSON, Demetri, CB – Green Bay Packers (2014-17), New Orleans Saints (2018)
- GOODWIN, Ron, E – Philadelphia Eagles (1963-68)
- GORDON, Josh, WR – Cleveland Browns (2012-18), New England Patriots (2018), Seattle Seahawks (2020), Kansas City Chiefs (2021), Tennessee Titans (2022)
- GREEN, Gary, CB – Kansas City Chiefs (1977-83), Los Angeles Rams (1984-85)
- GREMMINGER, Hank, DB – Green Bay Packers (1956-65), Los Angeles Rams (1966)
- GRIFFIN, Bobbie, DB – New York Yanks (1951)
- GRIFFIN III, Robert, QB – Washington Redskins (2012-15), Cleveland Browns (2016), Baltimore Ravens (2018-19)
- GRIMES, Randy, OL – Tampa Bay Buccaneers (1983-92)
- HAGER, Bryce, LB – St. Louis Rams (2015), Los Angeles Rams (2016-19), New York Jets (2020)
- HAMILTON, Malcolm, LB – Washington Redskins (1998-99)
- HANCOCK, Kevin, LB – Indianapolis Colts (1987)
- HARTZOG, Howard, T – New York Giants (1928)
- HASTY, JaMycal, RB – San Francisco 49ers (2020-21), Jacksonville Jaguars (2022-present)
- HAWTHORNE, Greg, RB – Pittsburgh Steelers (1979-83), New England Patriots (1984-86), Indianapolis Colts (1987)
- HICKMAN, Larry, FB – Chicago Cardinals (1959), Green Bay Packers (1960)
- HOFFMAN, Dalton, RB – Houston Oilers (1964)
- HOGAN, Darrell, LB – Pittsburgh Steelers (1949-53)
- HOLT, Robert, WR – Buffalo Bills (1982)
- HOUSTON, Jameson, CB – Philadelphia Eagles (2020)
- HOWARD, Xavien, CB – Miami Dolphins (2016-present)
- HOWELL, Steve, FB – Miami Dolphins (1979-81)
- HUMPHREY, Buddy, QB – Los Angeles Rams (1959-60), Dallas Cowboys (1961), St. Louis Cardinals (1963-65), Houston Oilers (1966)
- HUNT, Calvin, C – Philadelphia Eagles (1970)
- HURD, Jalen, WR – San Francisco 49ers (2019-20)
- IKA, Siaki, DL – Cleveland Browns (2023)
- JEFFREY, Neal, QB – San Diego Chargers (1976)
- JERMAN, Greg, OT – Miami Dolphins (2002-04), Buffalo Bills (2005)
- JOHNSON, Byron, LB – Houston Oilers (1987)
- JOHNSON, Dwight, DL – Philadelphia Eagles (2000), New York Giants (2002)
- JOHNSON, Gary Don, DT – Baltimore Colts (1980)
- JOHNSTON, Clay, LB – Carolina Panthers (2020-21), Cincinnati Bengals (2022-present)
- JONES, Dave, LB – Houston Oilers (1971)
- JONES, Harvey, B – Cleveland Rams (1944-45), Washington Redskins (1947)
- JONES, LaCurtis, LB – Tampa Bay Buccaneers (1996)
- KELLEY, Ethan, DT – New England Patriots (2003-04), Cleveland Browns (2005-07)
- KIRCHNER, Mark, OT/OG – Pittsburgh Steelers (1973), Kansas City Chiefs (1983), Indianapolis Colts (1984, 1986)
- KIRK, George, C – Buffalo Rangers (1926)
- KOCH, George, RB – Los Angeles Rams (1945)
- KRIEL, Emmett, G – Philadelphia Eagles (1939)



## BEARS IN THE NFL

LANDES, Jimmy, LS – Detroit Lions (2016)  
LANE, Bob, LB – San Diego Chargers (1963-64)  
LEE, Ronnie, OT – Miami Dolphins (1979-82, 1984-89),  
Atlanta Falcons (1983), Seattle Seahawks (1990-92)  
LEWIS Ira, DT – Houston Texans (2019)  
LEWIS, Scotty, DT – Chicago Bears (1995)  
LITTLETON, Jody, LB – Chicago Bears (2002),  
Detroit Lions (2003-04), Cleveland Browns (2005)  
LONG, Khari, DE – Kansas City Chiefs (2005),  
Chicago Bears (2005-06), Dallas Cowboys (2007)  
LUCE, Derrel, LB – Baltimore Colts (1975-78),  
Minnesota Vikings (1979-80)  
LUCKY, Bill, DT – Green Bay Packers (1955)  
LUMMUS, Jack, E – New York Giants (1941)  
LUNCEFORD, Dave, T – Chicago Cardinals (1957)  
LYNCH, Blake, LB – Minnesota Vikings (2020-present), Arizona Cardinals (2022-present)  
LYNCH, James, DT – Minnesota Vikings (2020-present)

MACK, Cedric, DB – St. Louis/Phoenix Cardinals (1983-90),  
San Diego Chargers (1991), Kansas City Chiefs (1992),  
New Orleans Saints (1992-93)  
MAPLES, Bobby, LB – Houston Oilers (1965-70),  
Pittsburgh Steelers (1971), Denver Broncos (1972-78)  
MAPLES, James, C – Baltimore Colts (1963)  
MARSHALL, Bud, DT – Green Bay Packers (1965),  
Washington Redskins/Atlanta Falcons (1966),  
Houston Oilers (1967-68)  
MASTERS, Bob, FB – Philadelphia Eagles (1937-38, 1941-43), Pittsburgh Steelers (1939, 1943),  
Chicago Bears (1943-44)  
MASTON, Le'Shai, FB – Houston Oilers (1993-94),  
Jacksonville Jaguars (1995-96), Washington Redskins (1998)  
MATISCIK, Ross, LS – Jacksonville Jaguars (2020-present)  
McADOO, Derrick, RB – St. Louis/Phoenix Cardinals (1987-88), Tampa Bay Buccaneers (1988)  
McCORMICK, Len, C – Baltimore Colts (1948)  
McCULLOUGH, George, DB – Houston Oilers/Tennessee Titans (1997-2000)  
McELROY, Vann, S – Los Angeles Raiders (1982-90), Seattle Seahawks (1990)  
McKENZIE, Mike, TE – Philadelphia Eagles (1993)  
McNEIL, Gerald, WR/KR – Cleveland Browns (1986-89), Houston Oilers (1990)  
McNEIL, Pat, RB – Kansas City Chiefs (1976-77)  
McVEA, Jairon, DB – Los Angeles Rams (2022-present)  
MELONTREE, Andrew, LB – Cincinnati Bengals (1980)  
METCALF, Bo, FB – Indianapolis Colts (1984)  
MILLER, Fred, OT – St. Louis Rams (1996-99), Tennessee Titans (2000-04), Chicago Bears  
(2005-07)  
MIMS, David, WR – Atlanta Falcons (1993-94)  
MIMS, Denzel, WR – New York Jets (2020-present)  
MINTER, Tom, HB – Buffalo Bills (1962), Denver Broncos (1962)  
MURPHY, Montez, DE – Kansas City Chiefs (2006)

NELMS, Mike, KR – Washington Redskins (1980-84)  
NELSON, Bob, C – Detroit Lions (1941, 1945), Baltimore Colts (1950)  
NELSON, Shane, LB – Buffalo Bills (1977-82)  
NEWHOUSE, Reggie, WR – Arizona Cardinals (2003-05), New York Jets (2006)  
NEWMAN-JOHNSON, Xavier, G – Tennessee Titans (2022-present)  
NICKLAS, Pete, T – Oakland Raiders (1962)

PARRY, Owen, T – New York Giants (1937-39)  
PATTERSON, Billy, QB – Chicago Bears (1939), Pittsburgh Steelers (1940)  
PAWELEK, Joe, LB – Seattle Seahawks (2010-11)  
PETTY, Bryce, QB – New York Jets (2015-17), Miami Dolphins (2018)  
PITRE, Jalen, DB – Houston Texas (2022-present)  
PITTMAN, Ralph, WB – Buffalo Rangers (1926)  
PLY, Bobby, DB – Dallas Texans/Kansas City Chiefs (1962-67), Buffalo Bills (1967), Denver  
Broncos (1967)  
POLLARD, Frank, RB – Pittsburgh Steelers (1980-88)  
PRESTRIDGE, Luke, P – Denver Broncos (1979-83), New England Patriots (1984)

RANDLE, Ervin, LB – Tampa Bay Buccaneers (1985-90), Kansas City Chiefs (1991-92)  
REED, Joe, QB – San Francisco 49ers (1972-74), Detroit Lions (1975-79)  
REYNOLDS, John, C – Chicago Cardinals (1937)  
RICE, Allen, RB – Minnesota Vikings (1984-90), Green Bay Packers (1991)  
RICHARDSON, Cyril, OG – Buffalo Bills (2014-15)  
ROBERTS, Greg, LB – Green Bay Packers (2019)  
ROBINSON, Don, T – Atlanta Falcons (1987)  
ROY, Bravvion, DT – Carolina Panthers (2020-present)  
RUSSELL, Jack, E – New York Yankees (1946-50)

SARGENT, Broderick, FB – St. Louis Cardinals (1986-87), Dallas Cowboys (1989)  
SAWYER, Buzz, P – Dallas Cowboys (1987)  
SEPULVEDA, Daniel, P – Pittsburgh Steelers (2007-11)  
SHELTON, Trent, WR – Indianapolis Colts (2007), Seattle Seahawks (2008), Washington  
Redskins (2009)  
SHOFNER, Del, E – Los Angeles Rams (1957-60), New York Giants (1961-67)  
SIMS, George, DB – Los Angeles Rams (1949-50)  
SINGLETARY, Mike, LB – Chicago Bears (1981-92)  
SMITH, Abram, RB – New Orleans Saints (2022)  
SMITH, Frankie, CB – Miami Dolphins (1993-95), San Francisco 49ers (1996-97),  
Chicago Bears (1998-2000)  
SMITH, James Ray, OL – Cleveland Browns (1956-62), Dallas Cowboys (1963-64)  
SMITH, Jason, OL – St. Louis Rams (2009-11), New York Jets (2012)  
SNOW, Justin, LS/TE – Indianapolis Colts (2000-11), Washington Redskins (2012)  
STEVENS, Richard, T – Philadelphia Eagles (1970-74)  
STEWART, Orion, S – Tampa Bay Buccaneers (2019)  
STOCKEMER, Ralph, RB – Kansas City Chiefs (1987)

TABOR, Tom, DT – Baltimore Colts (1982)  
TAYLOR, Jim, LB – Pittsburgh Steelers (1956), Chicago Cardinals (1957-58)  
TAYLOR, Phil, DL – Cleveland Browns (2011-14), Washington Redskins (2017)  
TECKLENBURG, Sam, OL – Carolina Panthers (2020-present)  
TEXADA, Raleigh, DB – Green Bay Packers (2022-present)  
THOMAS, Johnny, CB – Washington Redskins (1988-90, 1992-94), San Diego Chargers (1989),  
Cleveland Browns (1995), Philadelphia Eagles (1996)  
THOMPSON, Arland, G – Denver Broncos (1980), Green Bay Packers (1981), Baltimore Colts  
(1982), Kansas City Chiefs (1987)  
THOMPSON, Derrius, WR – Washington Redskins (1999-2002), Miami Dolphins (2003-05)  
THOMPSON, Reyna, CB – Miami Dolphins (1986-88), New York Giants (1989-92),  
New England Patriots (1993)  
THOMPSON, Ricky, WR – Baltimore Colts (1976-77), Washington Redskins (1978-81),  
St. Louis Cardinals (1982)  
THORNTON, Tyquan, WR – New England Patriots (2022-present)  
TRULL, Don, QB – Houston Oilers (1964-69), New England Patriots (1967)

VITAL, Mark, TE – Kansas City Chiefs (2021-present)

WALTON, J.D., C – Denver Broncos (2010-13), Washington Redskins (2013), New York Giants  
(2014), San Diego Chargers (2015)  
WATKINS, Danny, OG – Philadelphia Eagles (2011-12), Miami Dolphins (2013)  
WATTON, Chris, OG – Denver Broncos (2003)  
WEATHERS, Cop, G – Buffalo Rangers (1926)  
WEEKS, Jonathan, LS – Houston Texans (2010-present)  
WILLIAMS, Robert, CB – Dallas Cowboys (1987-93), Washington Redskins (1993),  
Kansas City Chiefs (1993)  
WILLIAMS, Stan, DB – Dallas Texans (1952)  
WILLIAMS, Terrance, WR – Dallas Cowboys (2013-18)  
WILSON, C.J., CB – Carolina Panthers (2007-10), Dallas Cowboys (2011)  
WILSON, Jack, RB – Los Angeles Rams (1946-47)  
WISENER, Gary, WR – Dallas Cowboys (1960), Houston Oilers (1961)  
WITCHER, Albert, DB – Houston Oilers (1960)  
WOODS, JT, DB – Los Angeles Chargers (2022-present)  
WRIGHT, Kendall, WR – Tennessee Titans (2012-16), Chicago Bears (2017),  
Arizona Cardinals (2018)

ZEIGLER, Dominique, WR – San Francisco 49ers (2007-10)



# NFL DRAFT PICKS

EARLY DRAFT ERA				1936-59		YEAR	RD	PICK	NAME, POS.	TEAM		
1937	8	72	John Reynolds, C	Chicago Cardinals			8	92	Dick Clark, B	Chicago Bears		
1938	10	82	Emmett Kriel, T	Philadelphia Eagles			12	139	Bill Pavliska, B	Pittsburgh Steelers		
1939	3	17	Billy Patterson, QB	Pittsburgh Pirates			^13	152	Al Witcher, E	Los Angeles Rams		
	6	41	Sam Boyd, E	Pittsburgh Pirates			+17	203	Austin Gonsoulin, B	New York Giants		
1940	7	57	Leonard Akin, QB	Chicago Bears			24	284	Bob Spain, T	Chicago Bears		
	15	137	Sherm Barnes, E	Chicago Bears								
	18	170	Bennett Edwards, T	New York Giants								
1941	5	35	Bob Nelson, C	Detroit Lions								
	16	147	Wilson Lucas, E	New York Giants								
	17	156	Jack Anderson, T	New York Giants								
1942	1	2	Jack Wilson, B	Cleveland Rams								
	15	133	O'Dell Griffin, G	Philadelphia Eagles								
1943	3	22	Jack Russell, E	Pittsburgh Steelers			1961	^4	29	Sonny Davis, E	Denver Broncos	
	8	68	Les Gatewood, C	Green Bay Packers				4	44	Sonny Davis, WR	Dallas Cowboys	
	10	88	Solon Barnett, G	Green Bay Packers				8	111	John Frongillo, T	Cleveland Browns	
	15	137	Milt Crain, B	Pittsburgh Steelers				9	119	Pete Nicklas, T	Baltimore Colts	
1944	21	213	Kit Kittrell, B	New York Giants				10	138	Buck McLeod, T	Green Bay Packers	
	30	312	Francis Nelson, B	New York Giants				11	144	Bob Lane, E	Los Angeles Rams	
1945	14	134	Solon Barnett, G	Chicago Cardinals				18	245	Wilson Allison, T	Baltimore Colts	
	21	210	J.D. Cheek, G	Chicago Cardinals				^20	153	Buck McLeod, T	Denver Broncos	
1946	17	154	Dick Johnson, C	Chicago Bears				^20	158	Bob Lane, E	Dallas Texans	
	21	192	Jack Price, B	Boston Yanks				^28	224	John Frongillo, C	Houston Oilers	
1947	31	288	Bill Stephens, T	Philadelphia Eagles			1962	^1	3	Ronnie Bull, HB	Dallas Texans	
1948	7	54	Buddy Tinsley, T	Philadelphia Eagles				1	7	Ronnie Bull, HB	Chicago Bears	
1949	2	17	George Sims, B	Los Angeles Rams				^5	37	Bobby Ply, DB	New York Titans	
	21	204	Sammy Pierce, B	Boston Yanks				^9	72	Tom Minter, B	San Diego Chargers	
1950	1	2	Adrian Burk, QB	Baltimore Colts				16	216	Bobby Ply, B	Pittsburgh Steelers	
	11	139	J.D. Ison, E	Chicago Cardinals				17	235	Herb Harlan, E	Cleveland Browns	
	13	169	Rupe Wright, G	Cleveland Browns				^19	254	Tom Minter, B	Minnesota Vikings	
	15	186	Gene Huebner, C	Green Bay Packers				^30	233	Pete Nicklas, T	Oakland Raiders	
	19	237	Bob Griffin, B	New York Bulldogs				1963	9	117	Don Trull, QB	Baltimore Colts
	27	340	Mitford Johnson, B	Baltimore Colts				^11	83	Ronnie Goodwin, B	Buffalo Bills	
	27	345	Art Sweet, B	New York Giants				12	159	James Maples, C	Baltimore Colts	
	30	391	Dud Parker, B	Philadelphia Eagles				^13	101	James Maples, C	Denver Broncos	
1951	7	79	Frank Boydston, B	Philadelphia Eagles				^14	111	Don Trull, QB	Houston Oilers	
	14	160	Adrian Burk, QB	Washington Redskins				16	214	Ronnie Goodwin, B	Philadelphia Eagles	
1952	17	204	Harold Riley, E	Los Angeles Rams				^3	22	Bobby Crenshaw, G	Houston Oilers	
	1	7	Larry Isbell, B	Washington Redskins				11	144	Bobby Crenshaw, G	Dallas Cowboys	
	4	40	Ken Casner, T	Los Angeles Rams				15	117	Bill Simpson, T	Buffalo Bills	
	6	64	John Hancock, G	Chicago Cardinals				1965	^1	2	Lawrence Elkins, E	Houston Oilers
	8	86	Stan Williams, E	Cleveland Browns				1	10	Lawrence Elkins, E	Green Bay Packers	
	10	117	Steve Dowden, T	Detroit Lions				3	41	Bobby Maples, LB	Cleveland Browns	
	10	121	Luke Welch, T	Los Angeles Rams				^4	26	Bobby Maples, C	Houston Oilers	
	14	164	Gale Galloway, C	Chicago Bears				13	181	Henry Pickett, HB	Cleveland Browns	
	21	252	Dick Calhoun, G	Cleveland Browns				15	208	Harlan Lane, E	Cleveland Browns	
	27	320	Bob Reid, B	Chicago Bears				^*8	-	Henry Pickett, HB	St. Louis Cardinals	
	27	322	Bob Trout, E	Detroit Lions				^*12	-	Harlan Lane, E	Oakland Raiders	
1953	7	74	Bill Atthey, G	Baltimore Colts				1966	17	253	Ralph Dunlap, DE	Houston Oilers
	+19	223	Bill Lucky, T	Green Bay Packers				20	297	Willie Walker, E	Detroit Lions	
	27	316	C.O. Brocato, C	Chicago Cardinals				^*3	-	Ralph Dunlap, T	San Francisco 49ers	
	27	323	Jack Sisco, C	Cleveland Browns				*8	-	Roger Marshall, QB	Houston Oilers	
1954	1	5	Cotton Davidson, QB	Baltimore Colts								
	5	60	Bill Lucky, T	Cleveland Browns								
	6	64	James Ray Smith, G	Cleveland Browns								
	17	200	Jerry Coody, B	Washington Redskins								
	17	201	Bob Knowles, T	Philadelphia Eagles								
	26	309	Charley Smith, B	Philadelphia Eagles								
1955	3	27	L.G. Dupre, B	Baltimore Colts								
	19	227	Allen Jones, B	Chicago Bears								
	26	302	Billy Hooper, B	Chicago Cardinals								
1956	3	29	Jim Taylor, C	Pittsburgh Steelers								
	6	66	Charlie Dupre, B	Chicago Cardinals								
	7	80	Hank Gremminger, E	Green Bay Packers								
	!8	90	Dave Lunceford, T	Chicago Cardinals								
	13	148	Weldon Holley, B	Pittsburgh Steelers								
	20	236	Clyde Ledbetter, T	Green Bay Packers								
1957	1	11	Del Shofner, B	Los Angeles Rams								
	1	12	Bill Glass, G	Detroit Lions								
	7	79	Reuben Saage, B	Baltimore Colts								
	8	94	Charlie Bradshaw, T	Los Angeles Rams								
	18	206	Billy Kelley, T	Philadelphia Eagles								
1958	2	21	Bobby Jack Oliver, T	Chicago Cardinals								
	3	26	Larry Cowart, C	Chicago Cardinals								
	12	134	Wayne Miller, E	Green Bay Packers								
	25	300	Bobby Peters, B	Cleveland Browns								
	29	343	Mert Fuquay, E	Pittsburgh Steelers								
1959	1	9	Paul Dickson, T	Los Angeles Rams								
	2	16	Buddy Humphrey, QB	Los Angeles Rams								
	2	18	Charley Horton, G	Los Angeles Rams								
	3	31	Larry Hickman, B	Detroit Lions								
				Los Angeles Rams								

## AFL AND NFL DRAFT ERA 1960-66

YEAR	RD	PICK	NAME, POS.	TEAM
1960	17	203	Austin Gonsoulin, B	San Francisco 49ers
	^	-	Austin Gonsoulin, B	Dallas Texans
	^	-	Al Witcher, E	Oakland Raiders
	^	-	Gary Wisener, E	Boston Patriots
1961	^4	29	Sonny Davis, E	Denver Broncos
	4	44	Sonny Davis, WR	Dallas Cowboys
	8	111	John Frongillo, T	Cleveland Browns
	9	119	Pete Nicklas, T	Baltimore Colts
	10	138	Buck McLeod, T	Green Bay Packers
	11	144	Bob Lane, E	Los Angeles Rams
	18	245	Wilson Allison, T	Baltimore Colts
	^20	153	Buck McLeod, T	Denver Broncos
	^20	158	Bob Lane, E	Dallas Texans
	^28	224	John Frongillo, C	Houston Oilers
1962	^1	3	Ronnie Bull, HB	Dallas Texans
	1	7	Ronnie Bull, HB	Chicago Bears
	^5	37	Bobby Ply, DB	New York Titans
	^9	72	Tom Minter, B	San Diego Chargers
	16	216	Bobby Ply, B	Pittsburgh Steelers
	17	235	Herb Harlan, E	Cleveland Browns
	^19	254	Tom Minter, B	Minnesota Vikings
	^30	233	Pete Nicklas, T	Oakland Raiders
1963	9	117	Don Trull, QB	Baltimore Colts
	^11	83	Ronnie Goodwin, B	Buffalo Bills
	12	159	James Maples, C	Baltimore Colts
	^13	101	James Maples, C	Denver Broncos
	^14	111	Don Trull, QB	Houston Oilers
	16	214	Ronnie Goodwin, B	Philadelphia Eagles
1964	^3	22	Bobby Crenshaw, G	Houston Oilers
	11	144	Bobby Crenshaw, G	Dallas Cowboys
	15	117	Bill Simpson, T	Buffalo Bills
1965	^1	2	Lawrence Elkins, E	Houston Oilers
	1	10	Lawrence Elkins, E	Green Bay Packers
	3	41	Bobby Maples, LB	Cleveland Browns
	^4	26	Bobby Maples, C	Houston Oilers
	13	181	Henry Pickett, HB	Cleveland Browns
	15	208	Harlan Lane, E	St. Louis Cardinals
	^*8	-	Henry Pickett, HB	Oakland Raiders
	^*12	-	Harlan Lane, E	Houston Oilers
1966	17	253	Ralph Dunlap, DE	Detroit Lions
	20	297	Willie Walker, E	San Francisco 49ers
	^*3	-	Ralph Dunlap, T	Houston Oilers
	*8	-	Roger Marshall, QB	Houston Oilers

## COMMON DRAFT ERA 1967-69

YEAR	RD	PICK	NAME, POS.	TEAM
1967	5	116	Dwight Hood, DT	Green Bay Packers
	6	137	Terry Southall, QB	Baltimore Colts
1968	12	306	Greg Pipes, LB	Buffalo Bills
	15	407	Ridley Gibson, DB	Green Bay Packers
1969	6	153	Jackie Allen, DB	Oakland Raiders

## MODERN DRAFT ERA 1970-PRESENT

YEAR	RD	PICK	NAME, POS.	TEAM
1970	11	261	Calvin Hunt, C	Pittsburgh Steelers
	13	318	Richard Stevens, T	Philadelphia Eagles
	13	332	Walter Groth, DT	New York Jets
	17	433	Earl Maxfield, DT	Washington Redskins
1971	11	286	Dave Jones, LB	Baltimore Colts
1972	11	264	Ron Evans, T	Houston Oilers
1973	9	227	Ira Dean, DB	Detroit Lions
	15	365	Roger Goree, LB	Houston Oilers
1975	7	166	Derrel Luce, LB	Baltimore Colts
	7	177	Steve Beaird, RB	St. Louis Cardinals
	7	179	Phillip Kent, RB	Miami Dolphins
	17	423	Neal Jeffrey, QB	San Diego Chargers
1976	5	148	Mike Hughes, G	Washington Redskins
	6	164	Leslie Benson, DE	Buffalo Bills
	8	228	Ricky Thompson, WR	Baltimore Colts
	17	472	Pat McNeil, RB	Kansas City Chiefs





# NFL DRAFT PICKS

YEAR	RD	PICK	NAME, POS.	TEAM	YEAR	RD	PICK	NAME, POS.	TEAM
1977	1	10	Gary Green, DB	Kansas City Chiefs	2009	1	2	Jason Smith, OT	St. Louis Rams
	5	129	Gary Gregory, OL	New York Jets	2010	3	80	J.D. Walton, C	Denver Broncos
	7	170	Mike Nelms, DB	Buffalo Bills		6	198	David Gettis, WR	Carolina Panthers
	7	176	Rell Tipton, G	Green Bay Packers	2011	1	21	Phil Taylor, DT	Cleveland Browns
	7	179	Tim Black, LB	Detroit Lions		1	23	Danny Watkins, OT	Philadelphia Eagles
	8	202	Cleveland Franklin, RB	Philadelphia Eagles		7	216	Mikail Baker, DB	St. Louis Rams
1978	9	234	Jon Kramer, G	Cleveland Browns		%7	246	Jay Finley, RB	Cincinnati Bengals
	11	293	Milton Reed, DB	Atlanta Falcons	2012	1	2	Robert Griffin III, QB	Washington Redskins
1979	1	28	Greg Hawthorne, RB	Pittsburgh Steelers		1	20	Kendall Wright, WR	Tennessee Titans
	3	85	Ron Lee, TE	Miami Dolphins		4	108	Philip Blake, C	Denver Broncos
	4	107	Steve Howell, RB	Miami Dolphins		%6	202	Terrance Ganaway, RB	New York Jets
	7	188	Luke Prestridge, P	Denver Broncos		%6	203	Robert T. Griffin, OG	New York Jets
1980	4	86	Bill Glass Jr., G	Cincinnati Bengals		@2	—	Josh Gordon, WR	Cleveland Browns
	4	103	Arland Thompson, G	Chicago Bears	2013	3	74	Terrance Williams, WR	Dallas Cowboys
	6	157	Keith Bishop, G	Denver Broncos	2014	5	153	Cyril Richardson, OG	Buffalo Bills
	6	159	Andrew Melontree, LB	Cincinnati Bengals		6	186	Lache Seastrunk, RB	Washington Redskins
	7	168	Gary Don Johnson, DT	Cincinnati Bengals		6	197	Demetri Goodson, CB	Green Bay Packers
	7	176	Kirk Collins, DB	Los Angeles Rams		7	240	Tevin Reese, WR	San Diego Chargers
	11	302	Thomas Brown, DE	Philadelphia Eagles		7	248	Ahmad Dixon, S	Dallas Cowboys
	11	305	Frank Pollard, RB	Pittsburgh Steelers	2015	4	103	Bryce Petty, QB	New York Jets
	12	329	Howard Fields, DB	Philadelphia Eagles		7	224	Bryce Hager, LB	St. Louis Rams
1981	2	38	Mike Singletary, LB	Chicago Bears	2016	1	15	Corey Coleman, WR	Cleveland Browns
	6	161	Robert Holt, WR	Buffalo Bills		2	38	Xavien Howard, CB	Miami Dolphins
	7	192	Doak Field, LB	Philadelphia Eagles		4	122	Andrew Billings, NT	Cincinnati Bengals
	8	198	Mike Fisher, WR	St. Louis Cardinals		5	168	Spencer Drango, OT	Cleveland Browns
	9	232	Frank Ditta, G	Chicago Bears		6	210	Jimmy Landes, LS	Detroit Lions
1982	1	12	Walter Abercrombie, RB	Pittsburgh Steelers		\$6	217	Rico Gathers, TE	Dallas Cowboys
	3	64	Vann McElroy, DB	Oakland Raiders	2017	7	243	Kyle Fuller, C	Houston Texans
	4	89	Dennis Gentry, RB	Chicago Bears	2019	3	67	Jalen Hurd, WR	San Francisco 49ers
1983	2	44	Cedric Mack, CB	St. Louis Cardinals	2020	2	59	Denzel Mims, WR	New York Jets
	2	45	Randy Grimes, C	Tampa Bay Buccaneers		4	130	James Lynch, DT	Minnesota Vikings
	3	76	Charles Benson, DE	Miami Dolphins		6	184	Bravvion Roy, DT	Carolina Panthers
	4	106	Bo Scott Metcalf, DB	Pittsburgh Steelers		7	234	Clay Johnston, LB	Los Angeles Rams
	7	191	Mark Kirchner, G	Pittsburgh Steelers	2021	7	240	William Bradley-King, DE	Washington Football Team
	10	279	Geff Gandy, LB	Washington Redskins	2022	2	37	Jalen Pitre, S	Houston Texans
	12	312	David Mangrum, QB	Philadelphia Eagles		2	50	Tyquan Thornton, WR	New England Patriots
1984	@1	5	Mark Adickes, T	Kansas City Chiefs		3	79	JT Woods, S	Los Angeles Chargers
	@2	44	Gerald McNeil, WR	Cleveland Browns		3	89	Terrel Bernard, LB	Buffalo Bills
	2	50	Bruce Davis, WR	Cleveland Browns		6	203	Trestan Ebner, RB	Chicago Bears
	3	67	Alfred Anderson, RB	Minnesota Vikings		7	242	Kalon Barnes, CB	Carolina Panthers
	5	140	Allen Rice, RB	Minnesota Vikings	2023	3	98	Siaki Ika, DL	Cleveland Browns
1985	3	64	Ervin Randle, LB	Tampa Bay Buccaneers					
	4	90	Kevin Hancock, LB	Detroit Lions					
	10	273	Pat Coryatt, DT	Chicago Bears					
1986	9	247	Reyna Thompson, CB	Miami Dolphins					
	11	283	Mark Cochran, T	Houston Oilers					
1987	2	39	Ron Francis, CB	Dallas Cowboys					
	2	44	Ray Berry, LB	Minnesota Vikings					
	3	64	Cody Carlson, QB	Houston Oilers					
	4	94	Thomas Everett, DB	Pittsburgh Steelers					
	6	154	John Adickes, C	Chicago Bears					
	7	192	Johnny Thomas, CB	Washington Redskins					
1988	10	273	Joel Porter, G	Chicago Bears					
1989	4	86	Ray Crockett, CB	Detroit Lions					
	10	277	John Simpson, WR	Chicago Bears					
1990	1	12	James Francis, LB	Cincinnati Bengals					
	2	34	Robert Blackmon, DB	Seattle Seahawks					
1991	9	243	Charles Bell, DB	Washington Redskins					
1992	4	104	Frankie Smith, DB	Atlanta Falcons					
	5	132	Santana Dotson, DE	Tampa Bay Buccaneers					
	10	260	Marcus Lowe, DT	Cleveland Browns					
	11	294	Lee Miles, WR	Miami Dolphins					
	11	297	Robin Jones, DE	Atlanta Falcons					
1993	4	112	Albert Fontenot, DE	Chicago Bears					
	6	154	Melvin Bonner, WR	Denver Broncos					
	6	171	Robert Strait, RB	Cleveland Browns					
1994	6	188	Steve Strahan, DT	Carolina Panthers					
1995	@	—	David Mims, WR	Carolina Panthers					
1996	1	20	Daryl Gardener, DT	Miami Dolphins					
	4	125	LaCurtis Jones, LB	Miami Dolphins					
	5	141	Fred Miller, OT	St. Louis Rams					
	5	164	Gary Bandy, DE	Atlanta Falcons					
	7	232	Adrian Robinson, DB	Indianapolis Colts					
1997	5	143	George McCullough, CB	Tennessee Oilers					
1999	5	154	Derrick Fletcher, G	New England Patriots					
	7	243	Kelvin Garmon, G	Dallas Cowboys					
2001	2	62	Gary Baxter, DB	Baltimore Ravens					
2003	7	243	Ethan Kelley, DT	New England Patriots					
2005	6	199	Khari Long, DE	Kansas City Chiefs					
2006	7	229	Willie Andrews, DB	New England Patriots					
2007	4	112	Daniel Sepulveda, P	Pittsburgh Steelers					
	7	226	C.J. Wilson, DB	Carolina Panthers					

+ — Drafted but unable to sign due to NFL rules ^ — AFL Draft selection ! — Future choice selection  
 @ — Expansion/Supplemental draft selection % — Compensatory selection \* — AFL Redshirt Draft  
 \$ — Played basketball at Baylor

# NFL NOTABLES

## FORMER BEARS IN THE SUPER BOWL

I:	Bobby Ply, DB	Kansas City Chiefs
II:	Cotton Davidson, QB	Oakland Raiders
IV:	Paul Dickson, T	Minnesota Vikings
XIV:	Greg Hawthorne, RB	*Pittsburgh Steelers
XV:	Thomas Brown, DE	Philadelphia Eagles
XVII:	Ronnie Lee, OT	Miami Dolphins
	Mike Nelms, KR	*Washington Redskins
XVIII:	Van McElroy, S	*Los Angeles Raiders
	Mike Nelms, KR	Washington Redskins
XIX:	Charles Benson, DE	Miami Dolphins
	Ronnie Lee, OT	Miami Dolphins
XX:	Dennis Gentry, WR	*Chicago Bears
	Mike Singletary, LB	*Chicago Bears
	Greg Hawthorne, RB	New England Patriots
XXI:	Keith Bishop, OL	Denver Broncos
XXII:	Keith Bishop, OL	Denver Broncos
XXIV:	Keith Bishop, OL	Denver Broncos
XXV:	Reyna Thompson, CB	*New York Giants
XXVI:	Mark Adickes, G	*Washington Redskins
XXVII:	Thomas Everett, S	*Dallas Cowboys
	Robert Williams, CB	*Dallas Cowboys
XXVIII:	Lincoln Coleman, RB	*Dallas Cowboys
	Thomas Everett, S	*Dallas Cowboys
	Robert Williams, CB	*Dallas Cowboys
XXXI:	Santana Dotson, DT	*Green Bay Packers
XXXII:	Ray Crockett, CB	*Denver Broncos
	Santana Dotson, DT	Green Bay Packers
XXXIII:	Ray Crockett, CB	*Denver Broncos
XXXIV:	Fred Miller, OT	*St. Louis Rams
	George McCullough, DB	Tennessee Titans
XXXVIII:	Ethan Kelley, DT	*New England Patriots
XXXIX:	Ethan Kelley, DT	*New England Patriots
XLI:	Fred Miller, OT	Chicago Bears
	Justin Snow, DS	*Indianapolis Colts
XLII:	Willie Andrews, CB	New England Patriots
XLIII:	† Daniel Sepulveda, P	*Pittsburgh Steelers
XLIV:	Justin Snow, DS	Indianapolis Colts
XLV:	† Josh Bell, DB	*Green Bay Packers
	† Daniel Sepulveda, P	Pittsburgh Steelers
LI:	Matt Bryant, K	Atlanta Falcons
LII:	Bryce Hager, LB	Los Angeles Rams
LIV:	† Jalen Hurd, WR	San Francisco 49ers
LVI:	Clay Johnston, LB	Cincinnati Bengals

\* – Team won Super Bowl | † – Injured; did not play

## FORMER BEARS IN THE PRO BOWL

1938:	Owen Parry, T	New York Giants
1954:	Adrian Burk, QB	Philadelphia Eagles
1955:	Adrian Burk, QB	Philadelphia Eagles
1958:	Del Shofner, SE	Los Angeles Rams
	Jim Ray Smith, G	Cleveland Browns
1959:	Del Shofner, SE	Los Angeles Rams
	Jim Ray Smith, G	* Cleveland Browns
1960:	Jim Ray Smith, G	Cleveland Browns
1961:	Cotton Davidson, QB	Dallas Texans
	Del Shofner, SE	New York Giants
	Jim Ray Smith, G	* Cleveland Browns
1962:	Bill Glass, DE	Cleveland Browns
	Del Shofner, SE	New York Giants
	Jim Ray Smith, G	* Cleveland Browns
1963:	Charlie Bradshaw, T	Pittsburgh Steelers
	Cotton Davidson, QB	Oakland Raiders
	Bill Glass, DE	Cleveland Browns
	Del Shofner, SE	New York Giants
1964:	Charlie Bradshaw, T	Pittsburgh Steelers
	Bill Glass, DE	Cleveland Browns
1967:	Bill Glass, DE	Cleveland Browns
1968:	Bob Maples, C	Houston Oilers
1980:	Mike Nelms, KR	Washington Redskins
1981:	Gary Green, CB	Kansas City Chiefs
	Mike Nelms, KR	Washington Redskins
1982:	Gary Green, CB	Kansas City Chiefs
	Mike Nelms, KR	Washington Redskins
1983:	Gary Green, CB	Kansas City Chiefs
	Vann McElroy, S	Los Angeles Raiders
	Luke Prestridge, P	Denver Broncos
	Mike Singletary, LB	Chicago Bears
1984:	Vann McElroy, S	Los Angeles Raiders
	Mike Singletary, LB	Chicago Bears
1985:	Gary Green, CB	Los Angeles Rams
	Mike Singletary, LB	Chicago Bears
1986:	Keith Bishop, G	Denver Broncos
	Mike Singletary, LB	Chicago Bears
1987:	Keith Bishop, G	Denver Broncos
	Gerald McNeil, KR	Cleveland Browns
	Mike Singletary, LB	Chicago Bears
	Mike Singletary, LB	Chicago Bears
1988:	Mike Singletary, LB	Chicago Bears
1989:	Mike Singletary, LB	Chicago Bears
1990:	Mike Singletary, LB	Chicago Bears
	Reyna Thompson, S	New York Giants
1991:	Mike Singletary, LB	Chicago Bears
1992:	Mike Singletary, LB	Chicago Bears
1993:	Thomas Everett, S	Dallas Cowboys
2012:	Robert Griffin III, QB	* Washington Redskins
2013:	Josh Gordon, WR	Cleveland Browns
2016:	Matt Bryant, PK	** Atlanta Falcons
2018:	Xavien Howard, CB	Miami Dolphins
2020:	Xavien Howard, CB	Miami Dolphins
2021:	Xavien Howard, CB	Miami Dolphins
2022:	Xavier Howard, CB	Miami Dolphins

\* selected but did not play due to injury | \*\* selected but did not play due to Super Bowl

### PRO FOOTBALL HALL OF FAME

#### MIKE SINGLETARY • LINEBACKER

Inducted in 1998 ... Played 12 years for the Chicago Bears ... Twice selected NFL Defensive Player of the Year (1985 and 1988) ... Started 172 games for the Bears ... Among the team's top two tacklers in 11 of his 12 seasons ... Eight-time All-Pro (1983-89, 1991), Nine-time All-NFC pick (1983-91) ... Selected to 10 consecutive Pro Bowls ... Compiled 1,488 career tackles (885 solo) ... Elected to the Hall in his first year of eligibility.



# NFL BREAKDOWN

## ARIZONA CARDINALS

### DRAFT CHOICES

YEAR	RND	PICK	NAME, POS.
1937	8	72	John Reynolds, C
1945	14	134	Solon Barnett, G
1945	21	210	JD Cheek, G
1950	11	139	JD Ison, E
1952	6	64	Ken Hancock, G
1953	27	316	CO Brocato, C
1955	26	302	Billy Hooper, B
1956	6	66	Charlie Dupre, B
1956	8	90	Dave Lunceford, T
1958	2	21	Bobby Jack Oliver
1958	3	26	Larry Cowart, C
1965	15	208	Harlan Lane, E
1965	^*12		Harlan Lane, E
1975	7	177	Steve Beaird, RB
1981	8	198	Mike Fisher, WR
1983	2	44	Cedric Mack, CB

### ALL-TIME ROSTER

NAME, POS.	YEARS
Tim Black, LB	1977
Paul Dickson, DT	1971
Doak Field, LB	1982
Mike Fisher, WR	1981
Aubrey Goodman, T	1927
Larry Hickman, FB	1959
Buddy Humphrey, QB	1963-65
Dave Lunceford, T	1957
Cedric Mack, DB	1983-90
Derrick McAdoo, RB	1987-88
Reggie Newhouse, WR	2003-05
John Reynolds, C	1937
Broderick Sargent, FB	1986-87
Jim Taylor, LB	1957-58
Ricky Thompson, WR	1982
Kendall Wright, WR	2018

## ATLANTA FALCONS

### DRAFT CHOICES

YEAR	RND	PICK	NAME, POS.
1978	11	293	Milton Reed, DB
1992	4	104	Frankie Smith, DB
1992	11	297	Robin Jones, DE
1996	5	164	Gary Bandy, DE

### ALL-TIME ROSTER

NAME, POS.	YEARS
Matt Bryant, K	2009-18
Lincoln Coleman, RB	1996
Ronnie Lee, OT	1983
Bud Marshall, DT	1966
David Mims, WR	1993-94
Don Robinson, T	1987

## BALTIMORE RAVENS

### DRAFT CHOICES

YEAR	RND	PICK	NAME, POS.
2001	2	62	Gary Baxter, DB

### ALL-TIME ROSTER

NAME, POS.	YEARS
Robert Griffin III, QB	2018-19
Gary Baxter, DB	2001-04
Jarell Broxton, OG	2016

## BUFFALO BILLS

### DRAFT CHOICES

YEAR	RND	PICK	NAME, POS.
1963	^11	83	Ronnie Goodwin, B
1964	15	117	Bill Simpson, T
1968	12	306	Greg Pipes, LB
1976	6	164	Leslie Benson, DE
1977	7	170	Mike Nelms, DB
1981	6	161	Robert Holt, WR
2014	5	153	Cyril Richardson, OG
2021	3	89	Terrel Bernard, LB

### ALL-TIME ROSTER

NAME, POS.	YEARS
Jackie Allen, DB	1970-71
Jonathan Evans, RB	2007-08
Robert Holt, WR	1982
Greg Jerman, OT	2005
Tom Minter, HB	1962
Shane Nelson, LB	1977-82
Bobby Ply, DB	1967
Cyril Richardson, OG	2014-15

## CAROLINA PANTHERS

### DRAFT CHOICES

YEAR	RND	PICK	NAME, POS.
1995	6	188	Steve Strahan, DT
1995	@		David Mims, WR
2007	7	226	CJ Wilson, DB
2010	6	198	David Gettis, WR
2020	6	184	Bravvion Roy, DT
2021	7	242	Kalon Barnes, CB

### ALL-TIME ROSTER

NAME, POS.	YEARS
Derrick Fletcher, OG	2002
David Gettis, WR	2010-12
Clay Johnston, LB	2020
Bravvion Roy, DT	2020-21
Sam Tecklenburg, OL	2020-21
CJ Wilson, CB	2007-10

## CHICAGO BEARS

### DRAFT CHOICES

YEAR	RND	PICK	NAME, POS.
1940	7	57	Leonard Akin, G
1940	15	137	Sherm Barnes, E
1946	17	154	Dick Johnson, C
1952	14	164	Gale Galloway, C
1952	27	320	Bob Reid, B
1955	19	227	Allen Jones, B
1959	8	92	Dick Clark, B
1959	24	284	Bob Spain, T
1962	1	7	Ronnie Bull, HB
1980	4	103	Arland Thompson, G
1981	2	38	Mike Singletary, LB
1981	9	232	Frank Ditta, G
1982	4	89	Dennis Gentry, RB
1985	10	273	Pat Coryatt, DT
1987	6	154	John Adickes, C
1988	10	273	Joel Porter, G
1989	10	277	John Simpson, WR
1993	4	112	Albert Fontenot, DE
2021	6	203	Trestan Ebner, RB

### ALL-TIME ROSTER

NAME, POS.	YEARS
Albert Fontenot, DE	1993-96
Dennis Gentry, WR	1982-82
Scotty Lewis, DT	1995
Jody Littleton, LB	2002
Khari Long, DE	2005-06
Bob Masters, FB	1943-44
Fred Miller, OT	2005-07
Billy Patterson, QB	1939
Mike Singletary, LB	1981-82
Frankie Smith, CB	1998-00
Kendall Wright, WR	2017

## CINCINNATI BENGALS

### DRAFT CHOICES

YEAR	RND	PICK	NAME, POS.
1980	4	86	Bill Glass Jr., G
1980	6	159	Andrew Melontree, LB
1980	7	168	Gary Don Johnson, DT
1990	1	12	James Francis, LB
2011	7	246	Jay Finley, RB
2016	4	122	Andrew Billings, DT

### ALL-TIME ROSTER

NAME, POS.	YEARS
Andrew Billings, DT	2016-19
James Francis, LB	1990-98
Billy Glass, OG	1980
Clay Johnston, LB	2021
Andrew Melontree, LB	1980

# NFL BREAKDOWN

## CLEVELAND BROWNS

### DRAFT CHOICES

YEAR	RND	PICK	NAME, POS.
1950	13	169	Rupe Wright, G
1952	8	86	Stan Williams, E
1952	21	252	Dick Calhoun, G
1953	27	323	Jack Sisco, C
1954	5	60	Bill Lucky, T
1954	6	64	James Ray Smith, G
1958	25	300	Bobby Peters, B
1961	8	111	John Frongillo, T
1962	17	235	Herb Harlan, E
1965	3	41	Bobby Maples, LB
1965	13	181	Henry Pickett, HB
1978	9	234	Jon Kramer, G
1984	2 @	44	Gerald McNeil, WR
1984	2	50	Bruce Davis, WR
1992	10	260	Marcus Lowe, DT
1994	6	171	Robert Strait, RB
2011	1	21	Phil Taylor, DT
2012	2 @		Josh Gordon, WR
2016	1	15	Corey Coleman, WR
2016	5	168	Spencer Drango, OT
2023	3	89	Siaki Ika, DL

### All-Time Roster

NAME, POS.	YEARS
Andrew Billings, DT	2020
Thomas Brown, DE	1981, 1983
Corey Coleman, WR	2016-17
Bruce Davis, WR	1984
Spencer Drango, OL	2016-17
Kelvin Garmon, OG	2004
Ben Gay, RB	2001
Bill Glass, DE	1962-68
Brad Goebel, QB	1992-94
Josh Gordon, WR	2012-18
Robert Griffin III, QB	2016
Siaki Ika, DL	2023
Ethan Kelley, DT	2005-07
Jody Littleton, LB	2005
Gerald McNeil, WR	1986-98
James Ray Smith, OL	1956-62
Phil Taylor, DT	2011-14
Johnny Thomas, CB	1995

## DALLAS COWBOYS

### DRAFT CHOICES

YEAR	RND	PICK	NAME, POS.
1961	4	44	Sonny Davis, WR
1964	11	144	Bobby Crenshaw, G
1987	2	39	Ron Francis, CB
1999	7	243	Kelvin Garmon, G
2013	3	74	Terrance Williams, WR
2014	7	248	Ahmad Dixon, S
2016	6	217	§ Rico Gathers, TE

### ALL-TIME ROSTER

NAME, POS.	YEARS
Anthony Coleman, DB	1987
Lincoln Coleman, RB	1993-94
Sonny Davis, LB	1961
Paul Dickson, DT	1960
Ahmad Dixon, S	2014
LG Dupre, RB	1960-61
Thomas Everett, S	1992-93
Ron Francis, CB	1987-90
Kelvin Garmon, OG	1999-02
Rico Gathers, TE	2016-18
Buddy Humphrey, QB	1961
Khari Long, DE	2007
Broderick Sargent, FB	1989
Buzz Sawyer, P	1987
James Ray Smith, OL	1963-64
Robert Williams, CB	1987-93
Terrance Williams, WR	2013-18
CJ Wilson, CB	2011
Gary Wisener, WR	1960

## DENVER BRONCOS

### DRAFT CHOICES

YEAR	RND	PICK	NAME, POS.
1961	^4	29	Sonny Davis, E
1961	^20	153	Buck McLeod, T
1963	^13	101	James Maples, C
1979	7	188	Luke Prestridge, P
1980	6	157	Keith Bishop, G
1993	6	154	Melvin Bonner, WR
2010	3	80	JD Walton, C
2012	4	108	Philip Blake, C

### ALL-TIME ROSTER

NAME, POS.	YEARS
Josh Bell, CB	2008
Keith Bishop, OL	1980, 1982-89
Philip Blake, C	2012
Melvin Bonner, WR	1993-94
Ray Crockett, CB	1994-00
Daryl Gardener, DT	2003
Austin Gonsoulin, DB	1960-66
Bobby Maples, LB	1972-78
Tom Minter, HB	1962
Bobby Ply, DB	1967
Luke Prestridge, P	1979-83
Arland Thompson, G	1980
JD Walton, C	2010-13
Chris Watton, OG	2003

## DETROIT LIONS

### DRAFT CHOICES

YEAR	RND	PICK	NAME, POS.
1941	5	35	Bob Nelson, C
1952	10	117	Steve Dowden, T
1952	27	322	Bob Trout, E
1957	1	12	Bill Glass, G
1959	2	18	Charley Horton, G
1966	17	253	Ralph Dunlap, DE
1973	9	227	Ira Dean, DB
1977	7	179	Tim Black, LB
1985	4	90	Kevin Hancock, LB
1989	4	86	Ray Crockett, CB
2016	6	210	Jimmy Landes, LS

### ALL-TIME ROSTER

NAME, POS.	YEARS
Charles Benson, DE	1987
Charlie Bradshaw, T	1967-68
Ray Crockett, CB	1989-93
Bill Glass, DE	1958-61
Jimmy Landes, LS	2016
Jody Littleton, LB	2003-04
Bob Nelson, C	1941, 1945
Joe Reed, QB	1975-79

## GREEN BAY PACKERS

### DRAFT CHOICES

YEAR	RND	PICK	NAME, POS.
1943	8	68	Les Gatewood, C
1943	10	88	Solon Barnett, G
1950	15	186	Gene Huebner, C
1953	19	223	Bill Lucky, T
1956	7	80	Hank Gremminger, E
1956	20	236	Clyde Ledbetter, T
1958	12	134	Wayne Miller, E
1961	10	138	Buck McLeod, T
1965	1	10	Lawrence Elkins, E
1967	5	116	Dwight Hood, DT
1968	15	407	Ridley Gibson, DB
1977	7	176	Rell Tipton, G
2014	6	197	Demetri Goodson, CB

### ALL-TIME ROSTER

NAME, POS.	YEARS
Rodney Artmore, DB	1999
Solon Barnett, T	1945-46
Josh Bell, CB	2009-10
Henry Black, S	2020
Santana Dotson, DT	1996-2001
Steve Dowden, T	1952
Lester Gatewood, C	1946-47
Demetri Goodson, CB	2014-17
Hank Gremminger, E	1956-65
Larry Hickman, FB	1960
Bill Lucky, DT	1955
Bud Marshall, DT	1965
Allen Rice, RB	1991
Greg Roberts, LB	2019
Arland Thompson, G	1981



# NFL BREAKDOWN

## HOUSTON TEXANS

### DRAFT CHOICES

YEAR	RND	PICK	NAME, POS.
2017	7	243	Kyle Fuller, C
2021	2	37	Jalen Pitre, S

### All-Time Roster

NAME, POS.	YEARS
Grayland Arnold, DB	2021
Kyle Fuller, C	2017-18
Ira Lewis, DT	2019
Jonathan Weeks, LS	2010-21

## INDIANAPOLIS COLTS

### DRAFT CHOICES

YEAR	RND	PICK	NAME, POS.
1950	1	2	Adrian Burk, QB
1950	27	340	Mitford Johnson, B
1953	7	74	Bill Athey, G
1955	3	27	LG Dupre, B
1957	7	79	Reuben Saage, B
1945	1	5	Cotton Davidson, QB
1961	9	119	Pete Nicklas, T
1961	18	245	Wilson Allison, T
1963	9	117	Don Trull, QB
1963	12	159	James Maples, C
1967	6	137	Terry Southall, QB
1971	11	286	Dave Jones, LB
1975	7	166	Derrel Luce, LB
1976	8	228	Ricky Thompson, WR
1996	7	232	Adrian Robinson, DB

### All-Time Roster

NAME, POS.	YEARS
Charles Benson, DE	1985
Robert Blackmon, DB	1997-98
Ben Bronson, WR	1995
Matt Bryant, K	2004
Adrian Burk, B	1950
Cotton Davidson, QB	1954, 1957
Preston Davis, CB	1984-86
LG Dupre, RB	1955-59
Albert Fontenot, DE	1997-98
Cleveland Franklin, RB	1981-82
Kevin Hancock, LB	1987
Greg Hawthorne, RB	1987
Gary Don Johnson, DT	1980
Mark Kirchner, OL	1984, 1986
Derrel Luce, LB	1975-78
James Maples, C	1963
Len McCormick, C	1948
Bo Metcalf, FB	1984
Bob Nelson, C	1950
Trent Shelton, WR	2007
Justin Snow, LS/TE	2000-11
Tom Tabor, DT	1982
Arland Thompson, G	1982
Ricky Thompson, WR	1976-77

## JACKSONVILLE JAGUARS

### DRAFT CHOICES

YEAR	RND	PICK	NAME, POS.
None			

### All-Time Roster

NAME, POS.	YEARS
Derrick Fletcher, OG	2003-05
Brad Goebel, QB	1995
Le'Shai Maston, FB	1995-96
Ross Maticsk, LS	2020-21

## KANSAS CITY CHIEFS

### DRAFT CHOICES

YEAR	RND	PICK	NAME, POS.
1960	^		Austin Gonsoulin, B
1961	^20	158	Bob Lane, E
1962	^1	3	Ronnie Bull, HB
1976	17	472	Pat McNeil, RB
1977	1	10	Gary Green, DB
1984	1 @	5	Mark Adickes, T
2005	6	199	Khari Long, DE

### All-Time Roster

NAME, POS.	YEARS
Cotton Davidson, QB	1960-62
Josh Gordon, WR	2021
Pat McNeil, RB	1976-77
Montez Murphy, DE	2006
Bobby Ply, DB	1962-67
Ervin Randle, LB	1991-92
Ralph Stockemer, RB	1987
Arland Thompson, G	1987
Robert Williams, CB	1993
Stan Williams, DB	1952

## LAS VEGAS RAIDERS

### DRAFT CHOICES

YEAR	RND	PICK	NAME, POS.
1960	^		Al Witcher, E
1962	^30	233	Pete Nicklas, T
1965	^*8		Henry Pickett, HB
1968	6	153	Jackie Allen, DB
1982	3	64	Vann McElroy, DB

### All-Time Roster

NAME, POS.	YEARS
Jackie Allen, DB	1969
Casey Chance, CB	2013
Dobie Craig, WR	1962-63
Cotton Davidson, QB	1962-66, 68
Vann McElroy, S	1982-90
Pete Nicklas, T	1962

## LOS ANGELES CHARGERS

### DRAFT CHOICES

YEAR	RND	PICK	NAME, POS.
1962	^9	72	Tom Minter, B
1975	17	423	Neal Jeffrey, QB
2014	7	240	Tevin Reese, WR
2021	3	79	JT Woods, S

### All-Time Roster

NAME, POS.	YEARS
Bruce Davis, WR	1987
Spencer Drango, OL	2018-19
Albert Fontenot, DE	1999-02
Kelvin Garmon, OG	2002-03
Neal Jeffrey, QB	1976
Bob Lane, LB	1963-64
Cedric Mack, DB	1991
Johnny Thomas, CB	1989
JD Walton, C	2015

## LOS ANGELES RAMS

### DRAFT CHOICES

YEAR	RND	PICK	NAME, POS.
1942	1	2	Jack Wilson, B
1949	2	17	George Sims, B
1951	17	204	Harold Riley, E
1952	4	40	Ken Casner, T
1952	10	121	Luke Welch, T
1957	1	11	Del Shofner, B
1957	8	94	Charlie Bradshaw, T
1959	1	9	Paul Dickson, T
1959	2	16	Buddy Humphrey, QB
1959	3	31	Larry Hickman, B
1959	13	152	Al Witcher, E
1961	11	144	Bob Lane, E
1980	7	176	Kirk Collins, DB
1996	5	141	Fred Miller, OT
2009	1	2	Jason Smith, OT
2011	7	216	Mikhail Baker, DB
2015	7	224	Bryce Hager, LB
2019	7	234	Clay Johnston, LB

### All-Time Roster

NAME, POS.	YEARS
Tim Atchison, DB	2011
Mikail Baker, S	2011
Charlie Bradshaw, T	1958-60
Carl Brazell, QB	1938
Ken Casner, T	1952
Kirk Collins, CB	1982-83
Paul Dickson, DT	1959
Terrance Ganaway, RB	2012
Gary Green, CB	1984-85
Hank Gremminger, DB	1966
Bryce Hager, LB	2015-19
Buddy Humphrey, QB	1959-60
Harvey Jones, B	1944-45
George Koch, RB	1945
Fred Miller, OT	1996-99
Del Shofner, E	1957-60
George Sims, DB	1949-50
Jason Smith, OL	2009-11
Jack Wilson, RB	1946-47



# NFL BREAKDOWN

## MIAMI DOLPHINS

### DRAFT CHOICES

YEAR	RND	PICK	NAME, POS.
1975	7	179	Phillip Kent, RB
1979	3	65	Ron Lee, TE
1979	4	107	Steve Howell, RB
1983	3	76	Charles Benson, DE
1985	10	273	Pat Coryatt, DT
1986	9	247	Reyna Thompson, CB
1992	11	294	Lee Miles, WR
1996	1	20	Daryl Gardener, DT
1996	4	125	LaCurtis Jones, LB
2016	2	38	Xavien Howard, CB

### ALL-TIME ROSTER

NAME, POS.	YEARS
Andrew Billings, DT	2021
Charles Benson, DE	1983-84
Matt Bryant, K	2004
Leland Douglas, WR	1987
Daryl Gardener, DT	1996-01
Xavien Howard, CB	2016-21
Steve Howell, FB	1979-81
Greg Jerman, OL	2002-04
Ronnie Lee, OT	1979-82
Bryce Petty, QB	2018
Frankie Smith, CB	1993-95
Derrius Thompson, WR	2003-05
Reyna Thompson, CB	1986-88
Danny Watkins, OG	2013

## MINNESOTA VIKINGS

### DRAFT CHOICES

YEAR	RND	PICK	NAME, POS.
1962	^19	254	Tom Minter, B
1984	3	67	Alfred Anderson, RB
1984	5	140	Allen Rice, RB
1987	2	44	Ray Berry, LB
2020	4	130	James Lynch, DT

### ALL-TIME ROSTER

NAME, POS.	YEARS
John Adickes, C	1989
Alfred Anderson, RB	1984-91
Ray Berry, LB	1987-92
Paul Dickson, DT	1961-70
Ahmad Dixon, S	2014
Derrel Luce, LB	1979-80
Blake Lynch, LB	2020-21
James Lynch, DT	2020-21
Allen Rice, RB	1984-90

## NEW ENGLAND PATRIOTS

### DRAFT CHOICES

YEAR	RND	PICK	NAME, POS.
1960	^		Gary Wisener, E
1999	5	154	Derrick Fletcher, G
2003	7	243	Ethan Kelley, DT
2006	7	229	Willie Andrews, DB
2021	2	50	Tyquan Thornton, WR

### ALL-TIME ROSTER

NAME, POS.	YEARS
Willie Andrews, DB	2006-07
Corey Coleman, WR	2018
Derrick Fletcher, OG	1999
Josh Gordon, WR	2018-19
Greg Hawthorne, RB	1984-86
Ethan Kelley, DT	2003-04
Luke Prestridge, P	1984
Reyna Thompson, CB	1993
Don Trull, QB	1967

## NEW ORLEANS SAINTS

### DRAFT CHOICES

YEAR	RND	PICK	NAME, POS.
NONE			

### ALL-TIME ROSTER

NAME, POS.	YEARS
Demetri Goodson, CB	2018
Cedric Mack, DB	1992-93

## NEW YORK GIANTS

### DRAFT CHOICES

YEAR	RND	PICK	NAME, POS.
1940	18	170	Bennett Edwards, T
1941	16	147	Wilson Lucas, E
1941	17	156	Jack Anderson, T
1944	21	213	Kit Kittrell, B
1944	30	312	Francis Nelson, B
1950	27	345	Art Sweet, B
1959	17	203	Austin Gonsoulin, B

### ALL-TIME ROSTER

NAME, POS.	YEARS
Riley Biggs, C	1926-27
Matt Bryant, K	2002-03
Corey Coleman, WR	2018-20
Bill Edwards, G	1941-42, 46
Howard Hartzog, T	1928
Dwight Johnson, DL	2000
Jack Lummus, E	1941
Owen Parry, T	1937-39
Del Shofner, E	1961-67
Reyna Thompson, CB	1989-92
JD Walton, C	2014

## NEW YORK JETS

### DRAFT CHOICES

YEAR	RND	PICK	NAME, POS.
1962	^5	37	Bobby Ply, DB
1970	13	332	Walter Groth, DT
1977	5	129	Gary Gregory, OL
2012	6	202	Terrance Ganaway, RB
2012	6	203	Robert T. Griffin, OG
2015	4	103	Bryce Petty, QB
2020	2	59	Denzel Mims, WR

### ALL-TIME ROSTER

NAME, POS.	YEARS
Chuck Dupre, DB	1960
Bryce Hager, LB	2020
Denzel Mims, WR	2020-21
Reggie Newhouse, WR	2006
Bryce Petty, QB	2015-17
Jason Smith, OT	2012

## PHILADELPHIA EAGLES

### DRAFT CHOICES

YEAR	RND	PICK	NAME, POS.
1938	10	82	Emmett Kriel, T
1942	15	133	O'Dell Griffin, G
1947	31	288	Bill Stephens, T
1948	7	54	Buddy Tinsley, T
1950	30	391	Dud Parker, B
1951	7	79	Frank Boydston, B
1954	17	201	Bob Knowles, T
1954	26	309	Charley Smith, B
1957	18	206	Billy Kelley, T
1963	16	214	Ronnie Goodwin, B
1970	13	318	Richard Stevens, T
1977	8	202	Cleveland Franklin, RB
1980	11	302	Thomas Brown, DE
1980	11	329	Howard Fields, DB
1981	7	192	Doak Field, LB
1983	12	312	David Mangrum, QB
2011	1	23	Danny Watkins, OL

### ALL-TIME ROSTER

NAME, POS.	YEARS
Grayland Arnold, DB	2020
Cleveland Franklin, RB	1977-78
Brad Goebel, QB	1991
Ron Goodwin, E	1963-68
Calvin Hunt, C	1970
Dwight Johnson, DL	2000
Emmett Kriel, G	1939
Bob Masters, FB	1937-38, 1941-43
Mike McKenzie, TE	1993
Richard Stevens, T	1970-74
Johnny Thomas, CB	1996
Danny Watkins, OG	2011-12



# NFL BREAKDOWN

## PITTSBURGH STEELERS

### DRAFT CHOICES

YEAR	RND	PICK	NAME, POS.
1939	3	17	Billy Patterson, QB
1939	6	41	Sam Boyd, E
1943	8	68	Jack Russell, E
1943	15	137	Milt Crain, B
1956	3	29	Jim Taylor, C
1956	13	148	Weldon Holley, B
1958	29	343	Mert Fuquay, E
1959	12	139	Bill Pavliska, B
1962	16	216	Bobby Ply, B
1970	11	261	Calvin Hunt, C
1979	1	28	Greg Hawthorne, RB
1980	11	305	Frank Pollard, RB
1982	1	12	Walter Abercrombie, RB
1983	4	106	Bo Scott Metcalf, DB
1983	7	191	Mark Kirchner, G
1987	4	94	Thomas Everett, DB
2007	4	112	Daniel Sepulveda, P

### ALL-TIME ROSTER

NAME, POS.	YEARS
Walter Abercrombie, RB	1982-87
Sam Boyd, E	1939-40
Charlie Bradshaw, T	1961-66
Nakia Codie, DB	2000
Thomas Everett, S	1987-91
Greg Hawthorne, RB	1979-83
Darrell Hogan, LB	1949-53
Mark Kirchner, OL	1973
Bobby Maples, LB	1971
Bob Masters, FB	1939, 1943
Billy Patterson, QB	1940
Frank Pollard, RB	1980-88
Daniel Sepulveda, P	2007-11
Jim Taylor, LB	1956

## SAN FRANCISCO 49ERS

### DRAFT CHOICES

YEAR	RND	PICK	NAME, POS.
1960	17	203	Austin Gonsoulin, B
1966	20	297	Willie Walker, E
2019	3	67	Jalen Hurd, WR

### ALL-TIME ROSTER

NAME, POS.	YEARS
Morris Anderson, WR	1999
Mark Cochran, T	1987
Austin Gonsoulin, DB	1967
JaMycal Hasty, RB	2020-21
Jalen Hurd, WR	2019-20
Joe Reed, QB	1972-74
Frankie Smith, CB	1996-97
Dominque Zeigler, WR	2007-10

## SEATTLE SEAHAWKS

### DRAFT CHOICES

YEAR	RND	PICK	NAME, POS.
1990	2	34	Robert Blackmon, DB

### ALL-TIME ROSTER

NAME, POS.	YEARS
Ray Berry, LB	1993
Robert Blackmon, DB	1990-96
Malcolm Frank, CB	1992
Kyle Fuller, OL	2019-20
Josh Gordon, WR	2019-20
Ronnie Lee, OT	1990-92
Vann McElroy, S	1990
Joe Pawelek, LB	2010-11
Trent Shelton, WR	2008

## TAMPA BAY BUCCANEERS

### DRAFT CHOICES

YEAR	RND	PICK	NAME, POS.
1983	2	45	Randy Grimes, C
1985	3	64	Ervin Randle, LB
1992	5	132	Santana Dotson, DE

### ALL-TIME ROSTER

NAME, POS.	YEARS
Matt Bryant, K	2005-08
Santana Dotson, DT	1992-95
Thomas Everett, S	1994-95
Randy Grimes, OL	1983-92
LaCurtis Jones, LB	1996
Derrick McAdoo, RB	1988
Ervin Randle, LB	1985-90
Orion Stewart, S	2019

## TENNESSEE TITANS

### DRAFT CHOICES

YEAR	RND	PICK	NAME, POS.
1961	^28	224	John Frongillo, C
1963	^14	111	Don Trull, QB
1964	^3	22	Bobby Crenshaw, G
1965	^1	2	Lawrence Elkins, E
1965	^4	26	Bobby Maples, LB
1966	^*3		Ralph Dunlap, T
1966	^*8		Roger Marshall, QB
1972	11	264	Ron Evans, T
1973	15	365	Roger Goree, LB
1986	11	283	Mark Cochran, T
1987	3	64	Cody Carlson, QB
1997	5	143	George McCullough, CB
2012	1	20	Kendall Wright, WR

### ALL-TIME ROSTER

NAME, POS.	YEARS
Colin Allred, LB	2007-10
Dobie Craig, WR	1964
Lawrence Elkins, WR	1965-68
John Frongillo, C	1962-66
Dalton Hoffman, RB	1964
Buddy Humphrey, QB	1966
Byron Johnson, LB	1987
Dave Jones, LB	1971
Bobby Maples, LB	1965-70
Bud Marshall, DT	1967-68
Le'Shai Maston, FB	1993-94
George McCullough, DB	1997-00
Gerald McNeil, WR	1990
Fred Miller, OL	2000-04
Don Trull, QB	1964-69
Gary Wisener, WR	1961
Albert Witcher, DB	1960
Kendall Wright, WR	2012-16

## WASHINGTON COMMANDERS

### DRAFT CHOICES

YEAR	RND	PICK	NAME, POS.
1951	14	160	Adrian Burk, QB
1952	1	7	Larry Isbell, B
1954	17	200	Jerry Coody, B
1970	17	433	Earl Maxfield, DT
1976	5	148	Mike Hughes, G
1983	10	279	Geff Gandy, LB
1987	7	192	Johnny Thomas, CB
1991	9	243	Charles Bell, DB
2012	1	2	Robert Griffin III, QB
2014	6	186	Lache Seastrunk, RB
2021	7	240	William Bradley-King, DE

### ALL-TIME ROSTER

NAME, POS.	YEARS
William Bradley-King, DE	2021
Derrick Fletcher, OG	2000
James Francis, LB	1999
Kyle Fuller, OL	2018
Daryl Gardener, DT	2002
Robert Griffin III, QB	2012-15
Malcolm Hamilton, LB	1998-99
Harvey Jones, B	1947
Bud Marshall, DT	1966
Le'Shai Maston, FB	1998
Mike Nelms, KR	1980-84
Trent Shelton, WR	2009
Justin Snow, LS	2012
Phil Taylor, DT	2017
Johnny Thomas, CB	1988-90
Derris Thompson, WR	1999-02
Ricky Thompson, WR	1978-81
JD Walton, C	2013
Robert Williams, CB	1993

^ — AFL Draft selection

! — Future choice selection

@ — Expansion/Supplemental draft selection

% — Compensatory selection

\* — AFL Redshirt Draft

§ — Played basketball at Baylor

## LETTERMEN

**NOTE:** In the event of corrections, please contact the Baylor Athletic Communications office at 254-710-2743.

## A

ABERCROMBIE, WALTER — 1978-79-80-81  
 ABNEY, ROBERT EARL — 1962  
 ADAMS, DONALD G. — 1961-62  
 ADAMS, E. T. "BULL" — 1908-09-10  
 ADAMS, J. K. — 1921-22  
 ADAMS, JORDAN — 2005-06  
 ADICKES, JOHN — 1983-84-85-86  
 ADICKES, MARK — 1979, 1981-82-83  
 ADKINS, HERBERT W. — 1959-60-61  
 AKERS, JUSTIN — 2006-07-08-09  
 AKIN, LEONARD R. — 1937-38-39  
 AL-AMIN, SAMIR — 1997-99-00-01  
 ALEXANDER, GARY BING — 1966-68  
 ALEXANDER, GREG D. — 1977  
 ALEXANDER, LAMONE — 1990-91-92-93  
 ALFORD, RAYMOND — 1930-31  
 ALFRED, JERMAINE — 1995-96-98-99  
 ALLBRIGHT, JOE M. — 1969-70-71  
 ALLEN, ALFONSO — 2022  
 ALLEN, BILLY R. — 1961-62-63  
 ALLEN, B.J. — 2012  
 ALLEN, CALEB — 2007  
 ALLEN, FRED M. — 1963-64  
 ALLEN, JACKIE — 1966-67-68  
 ALLEN, JEFF — 1984  
 ALLEN, JOEL MAX — 1955  
 ALLEN, LASHWRA — 1994 STR.  
 ALLEN, MIKE FRANKLIN — 1971  
 ALLISON, JAY — 1975-76-77  
 ALLISON, JOEL — 1969  
 ALLRED, COLIN — 2001-03-04-05  
 AMENDOLA, MATT — 2000-01-02  
 AMYETT, JAMES — 1953-54  
 ANDERSON, ALFRED — 1980-81-82-83  
 ANDERSON, DAVID — 1994  
 ANDERSON, CHARLES — 1921-22-23  
 ANDERSON, DAVID LEROY — 1965-66-67  
 ANDERSON, GREG — 1987-88-89-90  
 ANDERSON, JACK P. — 1939-40  
 ANDERSON, MATT — 1996-97  
 ANDERSON, MORRIS — 1995-96-97-98  
 ANDERSON, WILLIAM E. — 1955-56-57  
 ANDINO, DANIEL — 2000-01-02  
 ANDREWS, WILLIE — 2002-03-04-05  
 ANDRIE, GEORGE — 1987  
 ANYANWU, TONY — 2020-22  
 ARLINE, ANTHONY — 2003-04-05-06  
 ARMISTEAD, SEAN — 1997-98-99  
 ARMSTEAD, TRE'VON — 2013-14  
 ARMSTRONG, DAVID — 2001  
 ARMSTRONG, JOHN CURTIS — 1968-69  
 ARMSTRONG, RASHAD — 2002-03  
 ARMSTRONG, ROBERT E. — 1972  
 ARNOLD, DAVID GENE — 1976  
 ARNOLD, GRAYLAND — 2016-17-19  
 ARNOLD, JAMES F. — 1973-74-75  
 ARNOLD, JOSH — 2003  
 ARROYO, ADAM — 1990-91  
 ARROYO, DON — 1996-97-98-99  
 ARTIS, DEMARCO — 2017  
 ARTMORE, RODNEY — 1996  
 ASBELL, JOSEPH — 1992-93  
 ATCHISON, TIM — 2007-08-09-10  
 ATE, HORACE — 1982-84-85  
 ATHEY, BILL JOE — 1950-51-52  
 ATKINSON, JARED — 2016-17-19-20  
 ATLAS, JEREMY — 1992-93-94 MGR.

ATTAS, MICHAEL — 1945  
 ATTAWAY, HAROLD A. "BUDDY" — 1948-49  
 ATTEBERRY, KYLE — 1996-97-98-99  
 ATTEBERRY, TY — 1993-94-95-96  
 AYLOR, DON C. — 1969

## B

BAEHREN, SCOTT — 1989-90-91  
 BAGLEY JR., ROBERT MICHAEL — 1966  
 BAHM, SANDY B. — 1963-64  
 BAILEY, AUBREY E. "SNAKE" — 1941-42-46  
 BAILEY, JAMES F. — 1953  
 BAIN, WILLIAM R. — 1966  
 BAKER, BEN — 1985-86-87  
 BAKER, MIKAIL — 2005-06-08  
 BAKER, RICHARD M. "DICK" — 1955-56  
 BAKER, TROY — 2011-12-13-14  
 BALDWIN, MONARAY — 2021-22  
 BALL, JACKIE — 1984-85-86-87  
 BALLARD, DARCY — 1993-94 TR.  
 BAMBRICK, TOMMY LEE — 1969-70-71  
 BANDY, GARY — 1994-95  
 BANGHAM, CLIFFORD F. — 1974  
 BANKS, CORNELIUS — 1996-97  
 BARBEE, BAYLOR — 2004  
 BARBER, SCOTT — 1970  
 BARNARD, JAMES — 2007-08-09  
 BARNARD, WILLIAM S. — 1952-53  
 BARNES, KALON — 2018-19-20-21  
 BARNES, RONALD D. — 1977-78-79  
 BARNES, SHERMAN — 1937-38-39  
 BARNETT, J. C. "ABE" — 1933  
 BARNETT, MELVIN — 1998-99-00-01  
 BARNETT, RUSSELL R. — 1952-53-54  
 BARNETT JR., S.S. — 1940-41-42  
 BARRETT, JOEL — 1980-82-84  
 BARRETT, H.M. "BILL" — 1929-30-31  
 BARROW, HUNTER — 1994-95  
 BARTOSH, JOE EMIL — 1935-36  
 BASHAW, RALPH EDWARD — 1979-80 TR.  
 BASS, BRANDON — 2021  
 BASS, MARK — 1987-88-89-90  
 BATEMAN, BILL — 1983-84-85-86  
 BATES, MARK — 1983-84-85-86  
 BATES, W.D. "MOOCH" — 1949-50-51  
 BATTLES, KIRK — 1987-88-89 TR.  
 BAUGHMAN, ANDERSON D. — 1948  
 BAXTER, GARY — 1997-98-99-00  
 BAXTER, WILL — 2020  
 BAYS, BRYAN — 2006  
 BEAIRD, STEVE — 1973-74  
 BEARD, CHRISTIAN — 2018  
 BEALL JR., ARTHUR OREN — 1956-57  
 BEALL, GILBERT E. — 1969-70  
 BEALL, PHILLIP ANDERSON — 1970-71  
 BEAN, IVY — 1931  
 BEAN, JIM — 1941  
 BEANE, JAMES MIKE — 1968-69-70  
 BEARDEN, JEFF — 1962  
 BEATTY, TYLER — 2007  
 BEAVERS, HARRY J. — 1962  
 BECK, DAVID W. — 1940  
 BECTON JR., PAUL — 1965-66  
 BEDIER, BLAKE — 2019-20  
 BEESLEY, GREG — 1966-67  
 BEHRINGER, RANDY — 1965-66-67-68  
 BELEW, D. O. — 1907-08-09-10  
 BELEW JR., ROBERT H. — 1960-61  
 BELL, CHARLES — 1986-88-90  
 BELL, DAVID — 1985-86-87-88  
 BELL, JOSH — 2005-06-07  
 BELL, KENDRICK — 1991-92-93-94

BELL, SHAWN — 2003-04-05-06  
 BELLAMY, CRAIG — 1990-91-92-93  
 BENEFIELD, ROGER — 1978  
 BENJAMIN, MICHAEL — 1993-94-95  
 BENNETT, CHARLIE JOE — 1957  
 BENNETT, JOE — 2008  
 BENNETT, RAYMOND P. — 1931  
 BENSON, CHARLES — 1979-80-81-82  
 BENSON, LESLIE — 1973-74-75  
 BERG, TIM — 1992  
 BERNARD, TERREL — 2018-19-20-21  
 BERRY, DONNELL — 1956  
 BERRY, JOE L. — 1984-85 TR.  
 BERRY, RAY — 1983-84-85-86  
 BEXLEY, BYRON K. — 1978  
 BICKEL, MATT — 2001-02  
 BICKHAM, SAMMY — 1976-77  
 BIGGS, RILEY E. — 1923-24  
 BIGONY, WELDON D. — 1940-41  
 BILLINGS, ANDREW — 2013-14-15  
 BIRLESON, ROBBIE — 1991-92  
 BISHOP, JOHN L. — 1921-22  
 BISHOP, KEITH — 1978-79  
 BIVINS, DURHAM — 1938  
 BIVINS, HARRY "HI" — 1934  
 BLACK, BAYLOR — 2015  
 BLACK, DAVID MORRIS — 1969  
 BLACK, HENRY — 2016-17-18-19  
 BLACK, JACK — 1937-38  
 BLACK, MIKE — 1971-72-73  
 BLACK, RONALD WELDON — 1951-52-53  
 BLACK, TIM — 1973-74-75-76  
 BLACK, TOMMIE — 1997-99  
 BLACKMAR, BLAKE — 2015-16-17-18  
 BLACKMON, ROBERT — 1986-87-88-89  
 BLACKSHEAR, BEAU — 2012-13-14-15  
 BLACKSTOCK, JAMES ALLEN — 1968  
 BLACKWOOD, LYLE — 1947-48-49  
 BLAILOCK, RUSSELL — 1920-21-22  
 BLAIR, DEAN THOMAS — 1959-60-61  
 BLAIR, GARY — 1976-77  
 BLAKE, JOURDON — 2015-16  
 BLAKE, PHILIP — 2009-10-11  
 BLANCHARD, TRAVON — 2014-15-16  
 BLAYLOCK, ROMIE — 2008-09-10  
 BLAYLOCK, WILLIAM — 2005-06  
 BLEDSOE, ROBERT R. — 1977-78-79-80  
 BLESSING, DAVID BRIAN — 1967-68-69  
 BLOCK, MARTY — 1983-84  
 BLOUNT, MORRIS — 1985-86-87-88  
 BLUE, J. HERVEY — 1935-36-37  
 BOATNER, THAD — 2006  
 BOATNER, YANCY — 2004-05-06  
 BOBBY, DEVYN — 2022  
 BOCKHORN, DON LESLIE — 1973-74  
 BOECKER, DONALD L. — 1961  
 BOEKER, DON — 1983-84  
 BOHANON, GERRY — 2019-21  
 BOLIN, JERRY DOYLE — 1965  
 BOMKAMP, GREGG — 1981-82-83-84  
 BONDS, BYRON — 2013-14-15  
 BONILLA, ALEX — 2010-12  
 BONNER, CAMERON — 2022  
 BONNER, MELVIN — 1989-90-91-92  
 BOOZER, HAROLD DON — 1962-63  
 BORDEN, CYNTHIA — 1991 TR.  
 BOURLAND, MIKE V. — 1963-64-65  
 BOUSKA, DANNY — 1973-74-75-76 TR.  
 BOVENZI, J.J. "BUCKY" — 1965-66  
 BOWDEN, JAMES ALLEN — 1963  
 BOWERS, ROBERT G. "BOB" — 1923  
 BOWIE, MCKINLEY — 1997-98-99-00

BOWLING, LARRY — 1971-72  
 BOYD, CHAD — 1994  
 BOYD, KYLE — 2016-17  
 BOYD, MICHAEL — 2003-04  
 BOYD, SAM B. — 1936-37-38  
 BOYDSTUN, JOHN FRANK — 1948-49-50  
 BRADBURN, GREG — 1988-89-90 TR.  
 BRADBURN, JEFF — 1991-92-93 TR.  
 BRADLEY-KING, WILLIAM — 2020  
 BRADSHAW, CHARLES M. — 1956-57  
 BRADSHAW, W. W. — 1921-22  
 BRANNAN, MIKE — 1979-80-81-82  
 BRAZELL, CARL — 1935-36-37  
 BRAZZILL JR., LARRY C. — 1977-78 TR.  
 BREEDLOVE, NOEL E. — 1964  
 BREIT, JOHN — 1981-82-83-84  
 BRENCE, COLLIN — 2011-12-13-14  
 BRENNEMAN, WILLIAM L. — 1956  
 BRENTHAM, KENT — 1989-90-91  
 BREWER, CHARLIE — 2017-18-19-20  
 BREWSTER, SHEA — 2007  
 BRIGHAM, HINDLEY — 2000  
 BRIGMAN, BOYD — 1983  
 BRISENDINE, JOHN — 1966  
 BRISTOW, CHARLES ROY — 1953  
 BRISTOW, LEE — 2013-14-15  
 BRITTON, FREDERICK G. — 1955  
 BROCATO, C.O. — 1951-52  
 BROCK, RANDY — 1983  
 BRONSON, BEN — 1993-94  
 BROOKS, EDRICK — 1998-99  
 BROOKS, TERREEL — 2013-14  
 BROTHER, STEPHEN — 1976-77-78  
 BROT, BENNY OTTO — 1965-66  
 BROWN, MATT — 1996-97  
 BROWN, RANDY — 1959  
 BROWN, SAM J. — 1962-63  
 BROWN, THOMAS — 1976-77-78-79  
 BROWN, TYRONE — 2020-22  
 BROWN, ZEKE — 2018-19-20-21  
 BROXTON, JARRELL — 2014-15  
 BROYLES, MICHAEL G. — 1962  
 BRUDERER, LEE — 1989-90-91-92  
 BRUNELLE, CARTER — 2008-09  
 BRUSSE, CLAUDE — 1982  
 BRYAN, ANTAREIS — 2007-08-09-10  
 BRYANT, MATT — 1997-98  
 BRYANT, TREY — 2006-07-08-09  
 BUCHANAN, RAYMOND B. — 1933-34-35  
 BUCKLEY, KENNETH K. — 1977  
 BUCY, FLYNN — 1974-75-76  
 BUERCK, KRYS — 2007-08-09-10  
 BUFORD, CHRIS — 2007-08-09-10  
 BULL, BRAD — 1989  
 BULL, RONNIE — 1959-60-61  
 BULLARD, KOBY — 2018-19  
 BULLOCK, HERMAN W. — 1927-28  
 BULLOCK, JAY — 1979  
 BUNDY, W.H. "RUSTY" — 1971-72  
 BUNGERT, CHARLES — 2001  
 BURCH, CURTIS FRANKLIN — 1926-27  
 BURCH, J.B. "BARNEY" — 1919-20-21-22  
 BURK, ADRIAN M. — 1948-49  
 BURK, BILLY R. — 1965-66  
 BURK, ROBERT L. — 1960-61-62  
 BURKE, CHARLIE M. — 1936  
 BURKE, JOHN R. "BOB" — 1947  
 BURKINS, ELIJAH — 1996-97-98-00  
 BURNS, RONALD — 1974-75-76-77  
 BURT, CLAYTON DUKE — 1957-58  
 BURT, TERRELL — 2012-13-14-15  
 BURTON, JAKE — 2020



# LETTERMEN

BUSH, DARRELL – 1997-98-99-00  
 BUSTIN, BOBBY CHARLES – 1957  
 BUTLER, HUGH L. – 1921  
 BUTLER, RHETT – 2011-12-13  
 BYERLEY, G. S. “BRICKY” – 1931  
 BYERS, GAVIN – 2020-21-22  
 BYNUM, LARRY – 2002-03  
 BYRD, JOE CURTIS – 1939-40

## C

CADELL, MICHAEL TODD – 1989 SC.  
 CAGLE, WALTER BUCK – 1958  
 CAGNOLATTI, CHRIS – 1996-97  
 CAIRNES, J. C. – 1917-19-21  
 CALDWELL, KEITH – 1988-89-91-92  
 CALDWELL, WILLIAM T. – 1975-76-77  
 CALHOUN, RICHARD – 1949-50-51  
 CALLAHAN, CHRIS – 2014-15-16  
 CALLIES, MARVIN – 1992-93  
 CALVERT, GENE – 1983  
 CALVIN, JAMES – 1996-98-99  
 CAMERON, JOSH – 2021-22  
 CAMMACK, ALEX – 2006  
 CAMP, BRIAN – 1983-84  
 CAMP, DAVID – 1990  
 CAMP, GARY – 1988-89  
 CAMPBELL, GRANT – 2014-15  
 CAMPBELL, JOE – 1977-78-79-80  
 CANNON, K.D. – 2014-15-16  
 CANTU, RUBEN – 1982-83-84-85 TR.  
 CANTRELL, DANNY MICHAEL – 1967  
 CARIKER, JONATHAN CHRIS – 1975  
 CARLSON, CODY – 1983-84-85-86  
 CARPENTER, ROBERT G. – 1946  
 CARPENTER, VINCENT – 1985-86-87-88  
 CARPENTER, WILLIAM D. – 1950-51-52  
 CARROLL, CLAYTON – 1995 TR.  
 CARROLL, JEREMY – 1994-95 VID.  
 CARUTHER, NORMAN N. – 1956  
 CASEY, CHANCE – 2009-10-11-12  
 CASH, DERRICK – 2000-01-02-03  
 CASNER, KEN – 1949-50-51  
 CASTILLO, MARTY – 1994-95 TR.  
 CAVENTER, RANDY – 1971-72-73  
 CEARLEY, JERRY DALE – 1966  
 CHADWICK, RODNEY – 2009-10-11-12  
 CHAFIN, DEVIN – 2013-14-15  
 CHAISSON, KELVIN – 1999-00-01-02  
 CHAMBERS, CLINT – 1953  
 CHANCELLOR, JEFF – 1990-91-92  
 CHANCELOR, JAMES KENNETH – 1959  
 CHANDLER, DAVID – 1983-84 TR.  
 CHANDLER, LEE – 2005  
 CHANDLER, MIKE – 1980 TR.  
 CHAPDELAINE, RYAN – 2001  
 CHASE, DARNELL – 1985-86-87-88  
 CHEEK, ALBERT LAFAYETTE – 1946  
 CHESHIRE, GEORGE W. – 1965-66-67  
 CHILDRESS, SCOTT – 1998  
 CHILDS, MATT – 1991-92 SC.  
 CHILTON, MIKE – 1992  
 CHMELAR, CHAD – 1996  
 CHMELAR, GLEN CHARLES – 1969-70-71  
 CHOATE JR., CARL H. – 1961-62  
 CHRISTIAN, ROBERT J. – 1962-63-64  
 CICERO, GREG – 2001-02  
 CLARK, BENNIE O. – 1932-33  
 CLARK, KENNETH H. – 1934-35-36  
 CLARK, MATT – 1984-85-86-87  
 CLARK, RICHARD LEE “DICK” – 1957-58  
 CLARK, RUSTY – 1966  
 CLARKE, JACOBY – 2020-21

CLAY, ERIC – 1997-98-99-00  
 CLEM, HAROLD BRUCE – 1931-32-33  
 CLEMENTS, BILLY WAYNE – 1974-75-76  
 CLEMENTS, JAYSON – 2017  
 CLETCHER, THOMAS – 2016  
 CLOSS, J. ROSS – 1947-48-49-50  
 CLOTIAUZ, JAMES – 1945  
 CLOYD, JIM – 1933-34-35  
 COATES, SAM – 1924-25-26  
 COCHRAN, MARK – 1983-84-85  
 COCHRANE, RICHARD L. “DANNY” – 1950  
 COCKRELL, RAYMOND – 1978-79-80  
 CODIE, NIKIA – 1994-96-97-98  
 COFFEY, ELLIOT – 2008-09-10-11  
 COFFEY, WILLIAM H. – 1923-24  
 COGDILL, MARK – 1996-97-99  
 COLBERT, PAT – 2012-13-14-15  
 COLEMAN, ANTHONY – 1983-84-85-86  
 COLEMAN, BILL – 1940-41-42  
 COLEMAN, COREY – 2013-14-15  
 COLEMAN, C. FOSTER “FROGGIE” – 1936-37  
 COLEMAN, LINCOLN – 1989  
 COLLIER, A.C. – 2001-02  
 COLLIER, CLAYTON – 2021  
 COLLIER, RALPH – 1923-24  
 COLLINGSWORTH, RALPH – 1945  
 COLLINS, KIRK – 1978-79  
 COLLINS, SAM – 1985-86-87-88  
 COLLINS, TOMMY GLENN – 1957-58-59  
 COMALANDER, GARY – 1985  
 COMER, RAY – 1945  
 CONNALLY, H. C. “SNIPER” – 1922-23-24  
 CONNER JR., COYE – 1965-66-67  
 CONNER, TODD – 1984-86  
 CONRAD, BOBBY – 1981-82-83-84  
 CONRADT, MIKE – 1970-71-72  
 COODY, JERRY – 1951-52-53  
 COOK, ALLAN – 1974-75-76-77  
 COOK, DELANEY B. – 1969-70  
 COOK, GEORGE H. – 1948-49-50  
 COOPER, CASEY – 2008-09  
 COOPER, DARRELL L. – 1957  
 COOPER, L. L. – 1911-12  
 COOPER, RANDY – 1968-69-70  
 COOPER, ROBERT L. – 1946-47  
 COOPER, TROY – 1981  
 COPELAND, JACOB – 2018  
 COPELAND, JAMES MANN – 1945  
 COPELAND, TUSWANI – 2012-14  
 COPELAND, VINCE – 2002  
 CORLEY, BENNY F. – 1961  
 CORLEY, GWINN E. – 1962-63-64  
 CORLEY, LARRY D. – 1959-60  
 CORNEJO, RANDY – 2002  
 CORNELIUS JR., BILL – 1972  
 CORRY, MARCIA – 1985-86-87 TR.  
 CORYATT, PAT – 1980-82-83-84  
 COTTEN, STONIE RAY – 1945  
 COUSER, LARRY – 1963  
 COWART, LARRY JOE – 1955-56-57  
 COX, MILLS – 1921  
 COX, TROY – 1988-89-90 TR.  
 COY, GLENN – 1994-95-96-97  
 COZYB, TERRY WILLIAM – 1967-68-69  
 CRADY, CHAD – 1999  
 CRAIN, GAYLEN – 1957-58  
 CRAIN, MILTON – 1940-42  
 CRAVEN, WILLIAM A. “BILL” – 1946-47  
 CRAVENS, DOMINICK – 2002-03  
 CRAVENS, SHAWN – 1991-92  
 CRAWFORD, BILLY – 2001-02-03  
 CRAWFORD, DWAIN – 2005-06-07-08

CRAWFORD, KEITH – 1977-78-79  
 CRAWFORD, TODD – 1992-93-94  
 CRENSHAW, BOBBY – 1961-62-63  
 CREWS, CALLOWAY S. – 1947  
 CRISS, DOMINIQUE – 2007-08-09  
 CRIMM, B. B. – 1912  
 CROCKETT, RAY – 1985-86-87-88  
 CROOK, BRET – 1993  
 CROOKS, JUSTIN – 2001-02-03-04  
 CROSBY, R. M. “HAWK” – 1921-22  
 CROSSLIN, GUY J. – 1913-14-15-16  
 CROUCH, JOHN SAMUEL – 1967-69  
 CROUCH, TROY – 1983-84-85-86  
 CROW, JAMES H. “JIM” – 1968  
 CROWNOVER, EARNEST – 1992  
 CRUMP JR., STEPHEN H. – 1945  
 CRUSE, CLARENCE – 1995-96-97  
 CULVAHOUSE, JAMES W. – 1952-53-54  
 CUNNINGHAM, MILTON – 1945-46-47  
 CURTIS, JOHN E. – 1949-50  
 CUSHMAN, DANNY – 1968

## D

DABNEY, W. Y. “BUCK” – 1917-19  
 DABNEY, DRAKE – 2020-21-22  
 DALTON, JIMMY – 1999  
 DANCER, CHARLIE – 1972-73  
 DANIEL, BILL “GOVERNOR” – 1935-36  
 DANSBY, HORACE – 1958-59  
 DARNELL, BOBBY – 2001-02  
 DAVENPORT, JAMES CALVERT – 1952  
 DAVIDSON, “COTTON” – 1951-52-53  
 DAVIDSON, JONATHAN – 2022  
 DAVIDSON, TOMMY – 1975-76-77  
 DAVIDSON, WILL – 1991-92-93-94  
 DAVIES, THOMAS E. – 1962-63-64  
 DAVILLA, JOHN RAYMOND – 1966  
 DAVIS, ARNOLD “SONNY” – 1958-59-60  
 DAVIS, BRAELON – 2004-06  
 DAVIS, BRUCE – 1981-82-83  
 DAVIS, CARLOS “SMILEY” – 1930  
 DAVIS, DAVID – 1986  
 DAVIS, DAVID – 1993-94-95-97  
 DAVIS, DEREK – 1968-69-70  
 DAVIS, JOHN EDWARD – 1951-52  
 DAVIS, PRESTON – 1981-82-83  
 DAVIS, RANDY – 1999-00-01-02  
 DAVIS, RAAQUAN – 2014-15-16  
 DAVIS, RICHARD – 1985-86-87-88-89 TR.  
 DAVIS, RHONDA – 1984 TR.  
 DAVIS, STARKEY D. – 1952  
 DAVIS, TIMARCUS – 2017  
 DAVIS, WILL – 1951  
 DEAN, IRA WAYNE – 1970-71-72  
 DEEM, HARLAN RAY – 1971-72  
 DEFEE, RICHARD EDWARD – 1964-65-66  
 DEGRAZIER, TONY – 1954-55-56  
 DEHAY, WEAVER GRIGGS – 1971  
 DELANEY, RHETT – 1992  
 DELASHAW, COLBY – 2021  
 DELEENHEER, CHRIS – 2002  
 DELGADO, ARTURO C. – 1962-63-64  
 DELOACH, DENNIS G. – 1972-73-74  
 DELOACH, JEFF – 1989-92  
 DELOACH, TYLER – 2009  
 DENNARD, DUSTIN – 1993-94-95  
 DENNARD, RICHARD – 1967-68  
 DENNIS, BILL – 1957  
 DENNISON, GARY F. – 1960-61  
 DENTON, TOMMY – 1967  
 DEORNELLAS, KEVIN – 1977-78-79-80 MGR.  
 DESISTO, JOSH – 2005

DESOUZA, DOM – 2016  
 DEWODEY, JOSEPH – 2003-04  
 DEUTRICH, RAYMOND HENRY – 1965  
 DEVEREAUX, FRANK TAYLOR – 1945  
 DEWALD, WILLIAM “BILL” – 1967-68  
 DEWLEN, MICHAEL LEE – 1965-66  
 DIAL, LANCE – 1987  
 DICKERSON, HENRY – 1947-48-49-50  
 DICKINSON, PHILLIP L. – 1961  
 DICKSON, PAUL S. – 1956-57-58  
 DIERKING, CLARENCE E. – 1952-53-54  
 DITTA, FRANK C. – 1978-79-80  
 DIXON, AHMAD – 2010-11-12-13  
 DIXON, KERRY – 2000  
 DOBBS, DARREN – 1994  
 DOMEL, BRADLEY – 1994-95-96-97  
 DONALDSON, O’DELL – 1951-52  
 DONOVAN, NEAL – 1982  
 DORMAN, CARY – 1972-73  
 DOSSETT, MARTIN – 1997-98-99-00  
 DOTSON, DAMON – 2004-05-06  
 DOTSON, SANTANA – 1988-89-90-91  
 DOUGLAS, DAMON – 1958-59  
 DOUGLAS, JEROD – 1994-95-96-97  
 DOUGLAS, LELAND – 1984-85-86  
 DOUGLAS, LOWELL – 1928  
 DOUTHIT, TAYLOR – 2010  
 DOVE, MATT – 1973  
 DOWDEN, SANFORD ROY – 1958-59  
 DOWDEN, STEVE H. – 1949-50-51  
 DOWNS, TERRY E. – 1949-50  
 DOYLE, DILLON – 2020-21-22  
 DOZIER, ANTHONY – 2000-01  
 DRAKE, DON – 1972-73  
 DRANGO, SPENCER – 2012-13-14-15  
 DRAPER, CURTIS – 1994-95-96  
 DRAPER, DEREK – 1992  
 DRAPER, THOMAS – 2011  
 DRIVER, CHARLES N. – 1951  
 DRONES, KYRON – 2021  
 DUECKER, WESLEY – 1945  
 DUECY, J. M. “MIKE” – 1938  
 DUFF, RICKY WREN – 1970-71-72  
 DUFFIE, ROD – 1988  
 DULL, CHRIS – 1991-92-93-94  
 DUNBAR, MARTY – 1994  
 DUNCAN, A. J. – 1907-08-09  
 DUNCAN, DAVY – 1977-78-79  
 DUNLAP JR., RALPH E. – 1965  
 DUPRE, CHARLIE L. – 1955-56  
 DUPRE, L.G. – 1952-53-54  
 DYAL, ROBERT A. – 1950-51

## E

EALEY, LESTER – 1972-73  
 EARNEST, DREW – 2014  
 EASLER, ROBERT – 1979  
 EBNER, TRESTAN – 2017-18-19-20-21  
 EBOW, MIKE – 1974-75-76  
 EDMISON, BERT – 1942  
 EMISTON, COLE – 2015-16  
 EDWARDS, AIAVION – 2013-14-15-16  
 EDWARDS, JARED – 2009-10-11  
 EDWARDS, JOHN – 1931-32  
 EDWARDS, “MONK” – 1937-38-39  
 EDWARDS, TYLER – 2013-14  
 EHRlich, KENDALL – 2013-14-15  
 EIKENBERG, RON – 1974-75-76-77  
 EIKENBERG, CHUCK – 1974-75-76  
 EILAND, CRAIG – 1984  
 EISENHART, JOHN HILL – 1964-65-66  
 ELAM, MICKEY – 1978-79

## LETTERMEN

ELDER, KEVIN — 1992-94 STR.  
 ELKINS, LAWRENCE C. — 1962-63-64  
 ELKINS, MARSHALL A. — 1929-30  
 ELLIOTT, TEVIN — 2010-11  
 ELLIS, DAVID — 1989 MGR.  
 ELLIS, ELIJAH — 2021  
 ELLIS, JAYLEN — 2020-21-22  
 ELLISON, CLIFFORD — 1989-90-91  
 ELLISON, DONALD LEE — 1966-67  
 ELMORE, ROSS — 1984-85-86  
 EMBRA, DONNIE — 1995-96  
 EMFINGER, RABY MAXWELL — 1965  
 EPPERSON, ALVIN — 1966  
 EPPERSON, DEREK — 2007-08-09-10  
 ERBEN, RALPH "PETE" — 1951-52-53  
 ERICKSON, ERNEST J. — 1962-63-64  
 ERICKSON, JON — 2000-01  
 ERWIN, GERALD — 1961  
 ERWIN, JAMES L. — 1942-43-46  
 ESCAJEDE, DAVID — 1993-94-95 TR.  
 ESTRADA, DREW — 2021  
 ETHEREDGE, JOHN — 1962  
 EVANS, CHRIS — 2004  
 EVANS, JIM F. — 1958-59-60  
 EVANS, JONATHAN — 2001-02-03-04  
 EVANS, MILTON — 1937  
 EVANS, RONALD — 1969-70-71  
 EVANS, SPENCER — 2014-15  
 EVERETT, THOMAS — 1983-84-85-86  
 EVERETT, WILLIE — 1987-88  
 EWING, MAURICE — 1931-32

## F

FAIRFIELD, WALTER — 1952  
 FALL, GEORGE C. — 1924-25-26  
 FANNING, CHARLES A. — 1914  
 FARST, TRAVIS — 2003-04-06  
 FAUCHER, STARON — 2003  
 FAUSS, RONNIE — 1994 MGR.  
 FELLOWS, NICK — 2004  
 FENTY, JUSTIN — 2006-07-08  
 FERGUSON, MICHAEL — 1995 TR.  
 FERGUSON, WILLIAM RAY — 1963-64-65  
 FERTSCH, DOUG — 1975  
 FEUERBACHER, JORDAN — 2014-15-16-17  
 FEST, CLAUDE E — 1961  
 FIELD, DOAK — 1977-80  
 FIELDER, R. M. "BOB" — 1915-16  
 FIELDS, CEDRIC - 2000-01-02-03  
 FIELDS, HOWARD — 1976-77-78-79  
 FIELDS, ANTHONY J. — 2003-04-05  
 FIELDS, JESS — 1972  
 FINCH, SCOTT — 1984 TR.  
 FINDLEY, TY — 2007-08  
 FINLEY, DEWAIN — 1962  
 FINLEY, HAROLD — 1935  
 FINLEY, JAY — 2007-08-09-10  
 FINLEY, RAYNOR — 1992-93-94-95  
 FIOREOLLO, MARK — 1994-95 VID.  
 FIRESTONE, BARRY L. — 1965-66  
 FISHER, H. B. — 1902  
 FISHER, J. FARRELL — 1956-57-58  
 FISHER, JAMES "JIM" H. — 1893-97  
 FISHER, MIKE — 1978-79-80  
 FISHER, PATRICIA — 1996 MGR.  
 FIX JR., ROBERT JOSEPH — 1989 S.C.  
 FLANAKIN, JASPER R. — 1946-47-48  
 FLEEK, JOSH — 2018-19-20-21  
 FLETCHER, DANNY — 1994-95  
 FLETCHER, DERRICK — 1995-96-97-98  
 FLORENCE, NICK — 2009-10-11-12  
 FLORES, RICARDO — 2004

FLYNN, ALVIN — 1967-68-69  
 FONTENOT, ALBERT — 1991-92  
 FORD, COREY — 2004-06  
 FORD, DEXTER — 1995-96  
 FORD, WILLIAM RAY — 1993  
 FOREMAN, MARCUS — 2003-04-05-06  
 FORNES, KOBE — 1984-85-86-87  
 FORNFEIST, KEVIN — 1990 STR.  
 FORREN, ROY WELDON — 1949-50  
 FOSTER, CHARLES — 1996-98-99  
 FOSTER, WHARTON — 1974-75  
 FOSTER, WILLIAM R. "BILL" — 1937-38  
 FOUTS, FLOYD F. — 1911-12-13  
 FOUTS, JOHN — 1908-09-10  
 FOUTS, THERON J. — 1914-15-16-17  
 FOX, HARRISON — 2016  
 FRANCIS, CHRIS — 2007-08-09-10  
 FRANCIS, JAMES — 1986-87-88-89  
 FRANCIS JR., JAMES — 2004  
 FRANCIS, RON — 1982-84-85-86  
 FRANK, MALCOLM — 1988-89-90  
 FRANKLIN, CLEVELAND — 1974-75-76  
 FRANKLIN, DARRIN — 1987-88-89  
 FRANKLIN, TJ — 2019-20-21-22  
 FRANKS, WAYNE — 1945-46  
 FRAZIER, EVERETT B. — 1958-59-60  
 FREELS, LUTHER MURELL — 1933  
 FREEMAN, KIRBY — 2008  
 FREEMAN, LEON — 2007-08  
 FREEMAN, TOMMY — 1963  
 FRERKING, ANDREW — 2014  
 FRISBY JR., PENNY D. — 1934  
 FRIZZELL, BARRY — 1992-93 TR.  
 FROEBEL, WILFRED — 1954-55-56-57  
 FRONGILLO, JOHN R. — 1960-61  
 FROST, DAVID — 1988-89-90  
 FRUHMORGEN, JAKE — 2018-19  
 FRY, JOHN HAYDEN — 1947-48-49-50  
 FULLER, ANDRA — 1998-99-00-01  
 FULLER, CLAY — 2011-12-13-14  
 FULLER, KYLE — 2013-14-15-16  
 FULLINGIM, JOHN R. — 1923  
 FUQUAY, MERTON TAYLOR — 1958  
 FURL, OREN A. — 1929-30

## G

GAJDOSIK, LOUIS — 1949  
 GALITZ, ANDREW — 2015-16-17-18  
 GALL, JACOB — 2021-22  
 GALLOWAY, GALE L. — 1949-50-51  
 GALVIN, CONNOR — 2018-19-20-21-22  
 GANAWAY, TERRANCE — 2009-10-11  
 GANDY, GEFF — 1979-80-81-82  
 GANDY, REX — 1940-41  
 GANDY, WENZEL A. — 1941-42-46  
 GANTT, CHARLES A. — 1905-06-07-08  
 GANTT, MATTHEW — 1989-90-91  
 GANTT, SPENCER — 1989-90 TR.  
 GANUS, DARRELL — 1989-90 TR.  
 GARDENER, DARYL — 1992-93-94-95  
 GARMON, KELVIN — 1995-96-97-98  
 GARNETT, KERRY — 1983  
 GARRETT, JOHN — 2000-01-02-03  
 GARRETT, STEVE — 1968  
 GARY, MICHAEL — 2004-05  
 GATEWOOD, LESTER — 1940-41-42  
 GATEWOOD, WOODY — 1945  
 GAY IV, DAN — 2005-06-07-08  
 GEIB, ADAM — 2008  
 GENTRY, DENNIS — 1979-80-81  
 GEORGE, JACQUE — 1984-85  
 GEORGE, JOSEPH E. — 1965

GERALD, JOE LANG — 1962-63-64  
 GERNAND, C. J. "BUBBA" — 1935-36-37  
 GERNAND, JULIE W. — 1936  
 GETTIS, DAVID — 2006-07-08-09  
 GIBBS, GENE S. — 1961  
 GIBSON, GREG — 1980  
 GIBSON, RIDLEY LAHROY — 1965-66-67  
 GIDDENS, ERIC — 2000  
 GILES, A. H. "TED" — 1945  
 GILL, BOBBY JOE — 1956  
 GILLENWATER, RYAN — 1998-99-00-01  
 GILLILAND, VIRGIL — 1928  
 GILLUM, TEDDY DEAN — 1967-68-69  
 GILSTRAP, ERIC — 1987-88-89  
 GIPSON, JAVON - 2022  
 GIVEN, BRIAN — 1989-90 TR.  
 GLASS, BILL — 1954-55-56  
 GLASS, BILLY — 1977-78-79  
 GLASS, BOBBY — 1981  
 GLASS, LYNN — 1982-83-84 TR.  
 GLASSCO, SEAN — 1990-91  
 GLEESON, JACKSON — 2019-21  
 GOBER, RONALD BRUCE — 1967  
 GOCHIS, RICHARD — 1992 TR.  
 GODBOLD, W. B. — 1940-41-42  
 GODFREY, JOHN — 1987-88-89-90  
 GOEBEL, BRAD — 1987-88-89-90  
 GOFORTH, BOBBY J. — 1986-87-88-89  
 GOLDEN, JONATHAN — 2000-01-02-04  
 GOLSTON, CORDARIUS — 2011-12  
 GONSOLIN, AUSTIN — 1957-58-59  
 GOODLEY, ANTWAN — 2011-12-13-14  
 GOODMAN, AUBREY LOUIS — 1921-22  
 GOODSON, DEMETRI — 2011-12-13  
 GOODWIN, BENNY — 1975-76-77-78  
 GOODWIN, RONNIE — 1960-61-62  
 GOOLSBY, O. B. — 1968  
 GORDON, JOSH — 2009-10  
 GORDON JR. STUART J. — 1945  
 GOREE, ROGER NEAL — 1970-71-72  
 GOSSETT, ROBERT — 1983-85  
 GOWEN, RICHARD E. — 1960  
 GRAHAM, JAMES "SPEEDY" — 1937-38-39  
 GRANT, AARON — 1983-84-85-86  
 GRAY, TERRY — 1988-89  
 GRAYLESS, MARK — 1974-75-76  
 GREEN, BRIAN — 1997  
 GREEN, COURTNEY — 2008-09-10  
 GREEN, TONY — 1975-76-77-78  
 GREEN, GARY F. — 1973-74-75-76  
 GREEN, HENRY — 1984-85-86-87  
 GREEN, LEONARD M. — 1928-29  
 GREEN, ROBERT EARL — 1965-66-67  
 GREEN, WILLIAM E. — 1953-54-55  
 GREENE, JOHNNY L. — 1974-75-76  
 GREGORY, EDDY E. — 1978-79-80  
 GREGORY, GARY D. — 1973-74-75-76  
 GREMMINGER, HENRY — 1954-55  
 GREVELLE, FRANK C. — 1937-38-39  
 GRIESENBECK, CHRIS — 2007-08-09  
 GRIFFIN, BOBBY J. — 1946-47-48-49  
 GRIFFIN, BOBBY "RED" — 1945  
 GRIFFIN, GAYLE — 1927-28  
 GRIFFIN, GEORGE ODELL — 1940-41  
 GRIFFIN, JAMES W. — 1942-46-47  
 GRIFFIN, KEN — 1977-78-79  
 GRIFFIN III, ROBERT — 2008-10-11  
 GRIFFIN, ROBERT T. — 2010-11  
 GRIMES, GARRISON — 2022  
 GRIMES, RANDY — 1980-81-82  
 GROTH, LUKE — 2001-02-03-04  
 GROTH, WALTER LEE — 1967-68-69

GRUBESSICH, LOUISE — 1985-86 TR.  
 GRUMBINE, STEVE — 1983-84-85-86  
 GRUMBLES, W. J. — 1939  
 GUESS, RONNIE HUGH — 1954-55-56-57

## H

HACKLER, JACKIE — 1965  
 HADDOCK, JASON — 2002  
 HAFFORD, CURTIS — 1988-89-90-91  
 HAGER, BRYCE — 2011-12-13-14  
 HAILY, MIKE — 1990-91-92  
 HAILEY, ROBERT — 1926  
 HALE, HOWARD — 1954-55  
 HALE, MARION M. "BARNEY" — 1927  
 HALE, MICHAEL RICE — 1969-70-71  
 HALEY, JAMES D. "DON" — 1939-40  
 HAILEY, MIKE — 1991 TR.  
 HALL, BEN F. — 1946-47-48  
 HALL, BLAKE — 1980-81  
 HALL, CHARLES — 1999-00-01-02  
 HALL, DAVION — 2014-15-16-17  
 HALL, EUGENE — 1985-86-87-88  
 HALL, FRED — 1980  
 HALL, GABE — 2019-21-22  
 HALL, HULEN — 1932-33-34  
 HALLUM, ROB — 1985  
 HAMILTON, BEN — 2022  
 HAMILTON, MALCOLM — 1993-95-96  
 HAMILTON, LETROY — 1997-98  
 HAMMAD, RAMI — 2015  
 HAMMAN, JOHN — 1985-86-87 MGR.  
 HANCOCK, KEVIN — 1981-82-83-84  
 HANCOCK, JOHN — 1950-51  
 HANCOCK, TERRY — 1986-87  
 HAND, BRIAN — 1988-90-91  
 HAND, HARRISON — 2017-18  
 HANEY, JERRY LYNN — 1964-65-66  
 HANKINS, ISAIAH — 2021  
 HANSPARD, BJ — 2019-20-22  
 HARBOUR, LARRY F. — 1960-61  
 HARDEMAN, JAMEON — 2008-09  
 HARDIN, ROBERT — 1970-71  
 HARDING, DREW — 1999-00  
 HARGROVE, CHRIS — 1994-95 TR.  
 HARLAN, HERBERT — 1960-61-62  
 HARPER, JAMAAL — 2003-04-05  
 HARPER, SAM C. — 1973-74-75  
 HARRELL, O. M. "SLIM" — 1910-11-12  
 HARRINGTON, LEE — 1955-56-57  
 HARRINGTON, RAY — 2001-02  
 HARRIS, BRAD C. — 1956  
 HARRIS, FRED "RED" — 1930-31  
 HARRIS, JERRY — 1960-62  
 HARRISON, JERRY — 1976-77-78  
 HARSTON, JAY — 1922-23  
 HART, BOBBY — 2000-01-02  
 HARTJE, INGRAM — 1971  
 HARTZOG, HOWARD G. — 1924-25  
 HASOON, RICKY — 2004-06-07  
 HASTY, JAMYCAL — 2016-17-18-19  
 HATTER, JOHN — 1918-19-20  
 HATTER, LOU — 1919  
 HAVENS, RYAN — 2003-04-05-06  
 HAWKINS, BRYAN — 1997  
 HAWTHORNE, GREG — 1975-76-77-78  
 HAWTHORNE, LYNX — 2013-14-15-16  
 HAYES, BILLY GENE — 1965-66-67  
 HAYES, BRUCE — 1983  
 HAYS, GARY — 1986-87-88-89  
 HAYS, H. KENNETH — 1960-61  
 HAYS, JOY — 1991-92 S. C.  
 HAZLEWOOD, ANDREW — 1978

# LETTERMEN

HEAD, JOHN "RICKEY" — 1965  
 HEARD, ANDREW — 2006  
 HEARN, BOB — 1984  
 HEARVEY, JORDAN — 2007-08  
 HEIRONIMUS, CLARKE — 1946-47-48-49  
 HELMCAMP, T.J. — 2001-02  
 HELMS, KENNETH RAY — 1955  
 HELZER, GARY — 1977-78-79  
 HENDERSON, CURTIS — 1995-96-99  
 HENDERSON, J. ROBERT — 1968-69-70  
 HENDERSON, R. E. "BOBBY" — 1942-46  
 HENDERSON, TYLER — 2018-20-21  
 HENLE, CHRISTOPH — 2018-19-20  
 HENRY, C. M. — 1909-11  
 HENRY, JOHN — 1990-91-92-93  
 HENSLEY, MIKE — 1985-86-87  
 HENSLEY, W. W. "DOC" — 1935-36  
 HENSON, RONNIE — 1971  
 HERRING, EDWIN K. — 1912  
 HERRING, HUNTER — 2005  
 HETHERLY, MIKE — 1981-82-83  
 HEUSSNER, FRANK — 1935-36-37  
 HICKMAN, ED. F. — 1940-41  
 HICKMAN, LARRY — 1956-57-58  
 HICKS, BILL — 1959-60-61  
 HICKS, DAVID "BUBBA" — 1973-74-75  
 HICKS, DON A. — 1918  
 HICKS, MIKE — 2009-10-11-12  
 HICKS, RAYMOND L. — 1949  
 HICKS, TRAVIS — 1999-00-01-02  
 HIGGINBOTHAM, JOE — 1907  
 HIGGINS, WALTER — 1936  
 HIGHTOWER, HUNTER — 2010  
 HIGHTOWER, JEFF — 1947-48-49  
 HIGHTOWER, KEITH — 1949  
 HIKEL, RUDOLPH E. — 1937  
 HILL, JULIAN — 2003-04-05-06  
 HILL, LEONARD — 1996-98  
 HILL, TRENTSON — 2008  
 HILLIARD, DESMINE — 2012-13-14-15  
 HINTON, JESSE — 1979  
 HIXSON, BEN — 2005-06-07-08  
 HODGE, KEN DOUGLAS — 1962-64  
 HOFER, BENNETT — 2004-05-06  
 HOFFMAN, DALTON J. — 1961-63  
 HOGAN, DARRELL — 1945-46  
 HOGG, ROSS — 1926  
 HOLL, SAM — 2010-11-12-13  
 HOLLAND, L. B. — 1915-17  
 HOLLEY, WELDON W. — 1953-55  
 HOLLIMAN, GARY LESLIE — 1966-67  
 HOLLON, GORDON L. — 1942-46  
 HOLLOWAY, ARNOLD GENE — 1966  
 HOLMES, GAVIN — 2017-20-22  
 HOLT, ROBERT "RADAR" — 1978-79-80  
 HOOD, CLARK — 1982-83-84  
 HOOD, DWIGHT E. — 1964-65-66  
 HOOKS, BRIAN — 1934  
 HOPKINS, E. WAYNE — 1952-53  
 HOOPER, HORACE C. "BILLY" — 1953-54  
 HORN, ANDERSON — 2006  
 HORN, KENNETH E. — 1967  
 HORTON, CHARLES — 1992-93-94-95  
 HORTON, CHARLES EDGAR — 1956-57-58  
 HOUSTON, JAMESON — 2016-17-18-19  
 HOUSTON, SAM — 1979-80-81-82  
 HOWARD, PAUL — 2004-05-06  
 HOWARD, REGGIE — 1987-88-89-90  
 HOWARD, XAVIEN — 2013-14-15  
 HOWELL, GARY DON — 1965  
 HOWELL, STEVE — 1975-76-77-78  
 HOWLEY, SCOTT — 1982

HUBBARD, W. KENNETH — 1945-46  
 HUBER, STEFAN — 2010-11-12-13  
 HUCKABAY, SCOTT — 1985-86-87-88  
 HUEBNER, RAYMOND E. — 1947-48-49  
 HUFFMAN, NELSON — 1984  
 HUGGINS, DON — 1968-69-70  
 HUGHES, GEORGE "TUBBY" — 1916-17  
 HULL, J. B. — 1925  
 HUGHES, MICHAEL D. — 1973-74-75  
 HUMPHREY, BUDDY — 1956-57-58  
 HUNT, CALVIN — 1967-68-69  
 HUNT, ROBERT FRANKLIN — 1965  
 HUNT, TYRONE — 2016-17-18  
 HUNTER, HUNTER — 1993  
 HUNTER, ROLLIN J. — 1969-70  
 HUPP, DAVID M. — 1966-67  
 HURD, JACK — 1982-83-84-85  
 HURD, JALEN — 2018  
 HURST, PAUL — 1977-78-79  
 HUTCHISON, GARY — 1975-76-77

## I

IKA, SIAKI — 2021-22  
 INGRAM, JAMES — 1961-62-63  
 INGRAM, ROBERT — 1978  
 IRELAND, JEFF — 1988-89-90-91  
 IRWIN, JAMES — 2004  
 IRWIN, STANLEY — 1960  
 ISAACKS, J. D. "ELI" — 1913-14-15  
 ISBELL, LARRY D. — 1950-51  
 ISBILL, GRADY "BABE" — 1907-08-09-10  
 ISOM, CLIFFORD — 1995-96-97  
 ISON, JOHN DARRELL — 1947-48-49  
 IVES, JERRY W. — 1964

## J

JACK, ROBERT O. — 1945-46-47  
 JACKSON, ALCY — 1974-75-76  
 JACKSON, BRANDELL — 1992-93-94  
 JACKSON, BRYSON — 2019-20-21-22  
 JACKSON, CHARLES MARK — 1974-75-76  
 JACKSON, DEAN — 1994-95-96  
 JACKSON, HORACE — 1918-20-21  
 JACKSON, JAKE — 2009-10-11-12  
 JACKSON, JASON — 1996-97-98-99  
 JACKSON, JEROME — 1994-95-96  
 JACKSON, JOE — 1998-99-00-01  
 JACKSON, ROBERT — 1997  
 JACKSON, SHAUN — 2001  
 JACKSON, TERRY C. — 1969-70  
 JACOBS, JAIME — 2015-16-17  
 JAMES, ARLIS — 1958  
 JAMES, FRANK E. — 1931-32-33  
 JAMES, ODELL — 1997-98-99-00  
 JAMISON, ALAN — 1981-83-85  
 JANSEN, ORVILLE HENRY — 1969  
 JARMON, JAMES — 1988  
 JAYNES, CLINT — 1987  
 JAYNES, TYLER — 2015-16-17  
 JEAN-BAPTISTE, NICOLAS — 2008-09-10-11  
 JEFFERSON, JOHNNY — 2015  
 JEFFERSON, WILLIE — 2009  
 JEFFREY, JACK W. — 1941-42  
 JEFFREY, JAMES N. — 1949-50  
 JEFFREY, JAY — 1980-81  
 JEFFREY, MOSE — 2020-21-22  
 JEFFREY, NEAL — 1972-73-74  
 JEFFREY, RYAN — 2003-04-05  
 JENKINS, AHMAD — 2010  
 JENKINS, DESMOND — 2007-08  
 JENKINS, JORDAN — 2022  
 JENKINS, QUINCY — 2003-04-05-06  
 JERMAN, GREG — 1998-99-00-01

JESSUP, JOHN W. — 1961-62-63  
 JIMMERSON, MARTY — 1981-82-83-84  
 JIRAL, DENNIS — 1977-78  
 JOE, JOHN ERIC "J.J." — 1990-91-92-93  
 JOHNSON, ANTONIO — 2007-08-09-10  
 JOHNSON, BYRON — 1981-84-85  
 JOHNSON, CHRIS — 2014-15  
 JOHNSON, DWIGHT — 1996-97-98-99  
 JOHNSON, GARY DON — 1975-76-78-79  
 JOHNSON, JEMARCUS — 2012  
 JOHNSON, JERRY — 1980  
 JOHNSON, JOE C. — 1972-73-74  
 JOHNSON, JOE N. — 1974-75-76  
 JOHNSON, KAERON — 2009-10-11-12  
 JOHNSON, KELSEY — 2022  
 JOHNSON, LORANDO — 2021-22  
 JOHNSON, MARK — 1980-81-83  
 JOHNSON, MATT — 2000-01-02-03  
 JOHNSON, MICHAEL — 1994-95-96-97  
 JOHNSON, MICHAEL — 2016-17  
 JOHNSON, MITFORD M. — 1949  
 JOHNSON, NICK — 2011-12  
 JOHNSON, RICHARD "BULL" — 1945-46-47  
 JOHNSON, TOM — 1942-45-46-47  
 JOHNSON, VERTIS — 1995  
 JOHNSTON, CLAY — 2016-17-18-19  
 JOHNSTON, HALE — 1946-47  
 JOHNSTON, JASON — 1994-95 TR.  
 JOINER, JOE M. — 1945  
 JONES, A. E. "PETE" — 1927-28  
 JONES, AARON — 2010-11-12-13  
 JONES, ANTONIO — 2006-07-08-09  
 JONES, BENTLEY M. — 1946-47-48  
 JONES, BRENT — 1977-78-79  
 JONES, CHARLES R. — 1953  
 JONES, DARIUS — 2010-11-12-13  
 JONES, DAVID J. — 1968-69-70  
 JONES, DOMINIQUE — 2010  
 JONES, GEORGE H. "CASEY" — 1914  
 JONES, E. GLENN — 1950-51-52  
 JONES, JACK — 1924-25  
 JONES, JACOBY — 2006-07-08  
 JONES, JOE DAVID — 1963-64-65  
 JONES, JOHN — 2008-09-10-11  
 JONES, KEITH T. — 1977-78  
 JONES, LACURTIS — 1992-93-94-95  
 JONES, LENOY — 2016-17  
 JONES, MARQUES — 2017-18-19  
 JONES, MATT — 2020-21-22  
 JONES, MONTE — 1988-89-90-91  
 JONES, QUALAN — 2020-21-22  
 JONES, QUAN — 2014-15-16  
 JONES, R. D. — 1903  
 JONES, ROBERT T. "BOBBY" — 1954-55-56  
 JONES, ROBIN — 1988-89-90-91  
 JONES, SETH — 2021  
 JONES, WILLIAM ALLEN — 1952-53-54  
 JONES, XAVIER — 2015-16-17-18  
 JONES, ZACH — 2005-06-07  
 JORDAN, B.J. — 2015  
 JORDAN, CLARK — 1968  
 JOSEPH, DAVID — 1997-98  
 JUDY, ANDREW — 2008-09  
 JUMPER, MIKE — 1975-76  
 JURECEK, MIKE N. — 1965-66

## K

KAHLER, JIM — 1989-90-91-92 MGR.  
 KARAS, AARON — 2001-02-03-04  
 KARR, RICHARD — 1967-68-69 TR.  
 KATHCART, REX J. "KITTY" — 1928-29-30  
 KAUFHOLD, CAMERON — 2009-10-11-12

KAZANAS, NICK — 1950  
 KEITH, KHALIL — 2018-19-20-21-22  
 KEITHLEY, AMY — 1995 TR.  
 KELLEY, BILLY JOE — 1956-57-58  
 KELLEY, ETHAN — 1999-00-01-02  
 KELLY, J. CLYDE "ABE" — 1925-26  
 KELLY, CHAD — 2017-18  
 KELLY, CLINT — 2017  
 KELLY, JAY — 1984-85  
 KELLY, JOSEPH JOHN — 1967-68-69  
 KENNEDY, MICHAEL L. — 1964  
 KENT JR., PHILLIP — 1992-93-94-95  
 KENT SR., PHILLIP — 1973-74  
 KENT, PRICE — 2010-11-12-13  
 KEYES, EDD B. "OX" — 1926-27  
 KIERSKY, ROBERT — 1930  
 KILGORE, BRIAN C. — 1972-73-74  
 KIMBLE, JACKSON — 2021  
 KIMBRIEL, J. R. "COTTON" — 1935-36-37  
 KIMBROUGH, BILLY RAY — 1946-47-48  
 KING, BRUCE — 1982-83-84 TR.  
 KING, CORNELL — 2003  
 KING, DANE — 2004  
 KING, EUSTICE — 1904-05  
 KING, FRANK S. — 1941  
 KING, TYLER — 2008  
 KINNE, GARY JOE — 1986-87-88-89  
 KINNEY, RODERICK — 1994-95-96-97  
 KIRCHNER, MARK — 1979-80-81-82  
 KIRK, GEORGE A. — 1919-20-21-22  
 KIRKHAM, CALVIN FOSTER — 1964-65-66  
 KITCHEN, CARR P. — 1924  
 KITCHEN JR., LLOYD RAY — 1974  
 KITRELL, M. L. — 1941-42  
 KLEIN, JOHN WAYNE — 1976  
 KNOWLES, ROBERT — 1951-52-53  
 KOCH, BARTON "BOTCHEY" — 1928-29-30  
 KOCH, GEORGE T. — 1944-45-46-47  
 KOCTAR, ROBERT L. — 1945  
 KOPEC, JOSEPH FRANCIS — 1969  
 KORBEL, JOE — 2008-09-10  
 KORENEK, JOE EDWARD — 1971  
 KRAFT, HUBERT A. — 1939-40  
 KRALIK, MARTIN O. — 1961-62  
 KRAMER, JON — 1974-75-76-77  
 KRIEG, ANTHONY — 2001-02-03-04  
 KRIEG, TIMOTHY WOOD — 1977  
 KRIEL, EMMETT — 1935-36-37  
 KRONEY, ARCH — 1931-32-33  
 KUSHNEIR, ALEX — 2007-08

## L

LACKEY, EDDIE — 2012-13  
 LACY, GARY — 1972-73  
 LAGWAY, DEREK — 1997-98-99-01  
 LAKE, JORDAN — 2006-07-08-09  
 LA MAR, JAKE — 2005-06-07-08  
 LA MAR, LUKE — 2006  
 LAMB, JASON — 2006-07-08-09  
 LANDERS, JERRAL F. — 1967-68-69-70  
 LANDES, JIMMY — 2011-13-14-15  
 LANDOR, BYRON — 2009-10  
 LANDRY, JOSH — 2019-20-21  
 LANE, BOBBY A. — 1960-61  
 LANE, HARLAN C. — 1964-65  
 LANE, KYLE — 1983-84-85-86  
 LANE, MAURICE — 2002-03-04-05  
 LANE, STEVE — 1966-67-68  
 LANIER, LOGAN — 2009-10  
 LANZ, COOPER — 2022  
 LARD, AARON — 2000-01-02  
 LARSEN, ROSS H. — 1929-30-31



## LETTERMEN

- LARY, JASON — 1997-98-99-00  
 LAURENCE JR., DONNIE — 1992-93-94-95  
 LAURENCE SR., DONNIE — 1962-63-64-65  
 LAURENCE, ERNEST WAYNE — 1967  
 LAURENCE, RONALD EARL — 1965  
 LAWRENCE, PATRICK — 2015-16-17-18  
 LAWS, RHEA HICKMOND — 1977  
 LAWSON, SHAWN — 1992  
 LEACH, J. SAYLES — 1914  
 LEAL, LOUIS — 1945-46  
 LEAKS, DAVID — 1991-92-93  
 LEAZAR, ROBERT W. — 1908-09-10-11  
 LECHLER, DALE — 1972-73  
 LEE, JAMES — 1985-86  
 LEE, JAY — 2012-13-14-15  
 LEE, PAUL — 1987  
 LEE, RALPH B. — 1965-66  
 LEE, RONNIE — 1975-76-77-78  
 LEFNER, MIKE — 1987-88 TR.  
 LEGGETT, CURTIS N. — 1963  
 LEMEAR, DEVIN — 2021-22  
 LETBETTER, CLYDE — 1953-56-57  
 LENGEFELD, JON — 1994 STR.  
 LEVELS, PATRICK — 2013-14-15-16  
 LEWELLEN, TED — 1937-38  
 LEWIS, BRADFORD — 1991-92-93-94  
 LEWIS, BYRON — 1983  
 LEWIS, CHRIS — 1991-92-93-94  
 LEWIS, IRA — 2015-16-17-18  
 LEWIS, MARK ALLEN — 1967-68-69  
 LEWIS, SCOTTY — 1990-92-93-94  
 LEWTER, ALBERT — 1929-30  
 LICHTHE, JASON — 2000  
 LIDER, MALCOLM — 1937-38-39  
 LIGON, DARREN — 1987-88  
 LIJEWSKI, RICK — 1990-91 TR.  
 LINDSTROM, TYLER — 2003-04-05  
 LINGUIST, MAURICE — 2003-04-05-06  
 LINWOOD, SHOCK — 2013-14-15-16  
 LITTLE, W. A. "JACK" — 1910-11  
 LITTLETON, JODY — 1994-95-96-97  
 LIVELY, MIKE — 1979-80-81-82  
 LLOYD, TERRANCE — 2010-11-12-13  
 LOCKHART, JAMES — 2018-19  
 LOEB, DAVID — 1989-90  
 LOGAN, ASHTON — 2018-19-20-21  
 LONG, DEREK — 2000-01-02  
 LONG, KHARI — 2001-02-03-04  
 LONG, YERRITT — 1988-89  
 LOPEZ, DANIEL — 2007  
 LORICK, AARON — 2012  
 LOTT, MATT — 2005-06  
 LOVELL, ED — 1986-89  
 LOVETT, JOHN — 2017-18-19-20  
 LOWE, MARCUS — 1989-90-91  
 LUCAS, CHARLES WELDON — 1928-29  
 LUCAS, WILSON — 1939-40  
 LUCE, DERREL — 1972-73-74  
 LUCKY, WILLIAM H. — 1952-53  
 LUMMUS, JACK — 1939-40-41  
 LUNCEFORD, DAVID G. — 1954-55-56  
 LUTZEL, CHRIS — 2016-17-18  
 LYDAY, JOHN THOMAS — 1948  
 LYE, KOLTON — 2012  
 LYNCH, BLAKE — 2016-17-18-19  
 LYNCH, JAMES — 2017-18-19
- M**  
 MABRY, GARY — 1991-92  
 MACHEN, MICHAEL — 2007  
 MACK, CEDRIC — 1979-80-81-82  
 MACKAY, MIKE — 1982  
 MADDOX, DAN — 1985  
 MAGEE, JAVONTE — 2012-14  
 MAHAFFEY, JOHN — 2003  
 MAHLER, MARK — 1986-87  
 MAHURIN, GENE — 1967-68  
 MALIN, JOSH — 2016-17-18  
 MALLORY, SHELDON — 1994-95-96-97  
 MALPASS, STEVE — 1980-82-83  
 MANAGAN, RALPH E. — 1918  
 MANASCO, BOB — 1960  
 MANGRUM, DAVID — 1979-80-81-82  
 MANGUM, JERRY DEE — 1946-47-48-49  
 MANKIN, ROBERT — 1961-62  
 MANN, CHARLES — 1999-00-01-02  
 MANN, ED — 1918-19  
 MANNING, MIKE — 1986  
 MANOR, JOE — 1993-94-95  
 MANSELL, FRED H. — 1914  
 MANSKER, CLOIS — 1935-36  
 MAPLES, BOBBY R. — 1962-63-64  
 MAPLES, JAMES "BUTCH" — 1960-61-62  
 MAPPS, JAY — 1987  
 MARBURGER, LANCE — 1991-92-93  
 MARCONTELL, JERRY C. — 1955-56-57  
 MARKHAM, JON — 1959-60-61  
 MARSH, EDWARD — 1968-69-70  
 MARSH, KEVIN — 1985-86  
 MARSHALL, EDDIE — 1921-22  
 MARSHALL, ERNEST E. — 1940  
 MARSHALL, GORDON — 1978-79  
 MARSHALL, FRANK H. — 1925  
 MARSHALL, JACKIE — 2022  
 MARSHALL, MIKE WAYNE — 1964-65  
 MARSHALL, ROGER MIKE — 1964-65-66  
 MARTIN, CONNOR — 2016-17-18  
 MARTIN, GLASCO — 2010-11-12-13  
 MARTIN, JEREMY — 1996 MGR.  
 MARTIN, JOHN — 2001-02-04  
 MARTIN, STEVE — 1987  
 MARX, FRANK — 1937-38-39  
 MASON JR., GARY — 2009-10-11-12  
 MASON, GEORGE JEFFERSON "JAY" — 1968  
 MASON, RICHARD — 1971-72-73  
 MASON, ROBERT — 1994-95-96  
 MASSEY, CECIL EARL — 1946-47-48  
 MASSEY, PHIL — 1984  
 MASTERS, BOB — 1934-35-36  
 MASTON, LE'SHAI — 1989-90-91-92  
 MASUMBUKO, SULEIMAN — 2012-13-14  
 MATHIS, STACY E. — 1963  
 MATSICIK, ROSS — 2016-17-18-19  
 MATKINS, EDMUND — 1982  
 MATTHEWS, RAY — 1990-91  
 MATYSEK, JOHN — 1962  
 MAVITY, CHAD — 1995  
 MAVITY, JIM — 1959  
 MAXFIELD, BUNDY EARL — 1967-68-69  
 MAXWELL, COLE — 2020-21-22  
 MAXWELL, GEORGE W. — 1924-25  
 MAY, JIM — 1980-81-82  
 MAY, WILLIAM HENRY — 1966-67  
 MAYERS, JOHN — 2019-20-22  
 MAYFIELD, RAY V. — 1949  
 MAZZCCUA, MICAH — 2021-22  
 MCADOO, DERRICK — 1984-85-86  
 MCALLISTER, CHRIS — 2010-11-12-13  
 MCCALL, LEQUINCE — 2010-11  
 MCCARTY, AJ — 2021-22  
 MCCASLAND, J. J. — 1903-04-05  
 MCCLAIN, TRAVIS — 2009-10-11  
 MCCLANAHAN, CHARLES — 1973-74  
 MCCLELLAN, WENDELL — 1931  
 MCCLENDON, JALAN — 2018  
 MCCLINTOCK, TOMMY — 1983  
 MCCOLLUM, TED — 1921  
 MCCOOL, SCOTT — 1987-88-89  
 MCCULLOUGH, GEORGE — 1993-94-95-96  
 MCDEARMON, ROY DON — 1968-69  
 MCDONALD, KEAVIN — 1973-74-75-76  
 MCDONALD, LEQUALAN — 2002-03-04-05  
 MCDONALD, SHUFFORD — 1935-36  
 MCDUGALD, REX — 2007  
 MCELREATH, ERNEST — 1928-29-30  
 MCELROY, VANN — 1978-79-80-81  
 MCELROY, V.J. — 2007  
 MCFARLAND, MIKE — 1989-90-91-92  
 MCFARLAND, RICHARD — 1967  
 MCFARLING, BRENT — 1996  
 MCGAW, CLARENCE E. — 1945-46-47  
 MCGEARY, MAX — 1977-78-79-80  
 MCGLOSSON, DAN T. — 1934  
 MCGOWAN, LAQUAN — 2014-15-16  
 MCGUIRE, GARRET — 2020  
 MCKAY, JERRY F. — 1964  
 MCKENZIE, MIKE — 1989-90-91-92  
 MCKINNEY, FRANK E. — 1947-48-49  
 MCCLAUGHLIN, W. C. "SONNY" — 1957  
 MCLEAN, DANIELLE — 2000-01-02-03  
 MCLEAN, RAYMOND N. — 1934  
 MCLEOD, TERRENCE — 1959-60  
 MCMILLEN, WILLIAM A. — 1958  
 MCMILLON, MARK — 1989  
 MCNAIR, W. DAVID — 1955  
 MCNAIR, MICHAEL — 2019-20  
 MCNEIL, GERALD — 1980-81-82-83  
 MCNEIL, PAT — 1972-73-74-75  
 MCRAE, LARRY — 1996  
 MCVEA, JAIRON — 2017-18-19-20-21  
 MCWILLIAMS, TAYE — 2020-21  
 MEAD, MARCUS — 2005  
 MEERS, WILLIAM — 1924  
 MEHARG, EARL L. — 1924  
 MELE, TIM — 1996 MGR.  
 MELONTREE, ANDREW — 1978-79  
 MERGENHAGEN, PAUL — 1980-81-82-83-84  
 MERKA, MILTON S. — 1938-39-40  
 METCALF, BO SCOTT — 1981-82  
 MEYER, DAVID — 1990-91 MGR.  
 MEYER, GERALD — 1956  
 MICHEAUX, KRIS — 1997-98-99-00  
 MICKLER, PAT — 1939-40-41  
 MIKKELSEN, MARTY — 1977  
 MILES, LEE — 1989-90-91  
 MILLER, BRYAN C. — 1925  
 MILLER, BROOKS — 2021-22  
 MILLER, CHRIS — 2016-17-18-19  
 MILLER, DAN CURTIS — 1954  
 MILLER, EARL WAYNE — 1955-56-57  
 MILLER, FRED — 1992-93-94-95  
 MILLER, GRANT — 2021-22  
 MILLER, JAMES ALAN — 1955  
 MILLER, JAMES MILTON — 1964  
 MILLER, JOHN CHARLES — 1968-69  
 MILLER, M. W. "PUG" — 1917-18  
 MILLER, MICHAEL — 2004-05-06-07  
 MILLER, REGGIE — 1989-90-91-92  
 MILLER, RYAN — 2017-18-20  
 MILLER, TRACEY — 1991  
 MILLS, TIM — 1972-73  
 MILTON, MARK — 2019-20-21-22  
 MIMS, DAVID — 1989-90-91-92  
 MIMS, DENZEL — 2016-17-18-19  
 MINTER, TOMMY E. — 1959-60-61  
 MITCHELL, CLINT — 1963-64-65  
 MITCHELL, KEVIN — 2014  
 MITCHELL, KYLE — 2008  
 MITCHELL, LLOYD W. — 1929  
 MITCHELL, LLOYD WAYNE — 1956  
 MONK, JEROD — 2009-10-11-12-13  
 MONTGOMERY, GLEN D. — 1956  
 MONTGOMERY, MONTY H. — 1977  
 MOODY, GRAFTON LAMAR "DAN" — 1918  
 MOORE, ANTHONY — 2009  
 MOORE, BILL — 1974-75  
 MOORE, BUDDY FRED — 1969  
 MOORE, CARMEACHEALLE — 1990  
 MOORE, CHARLES HENRY — 1963  
 MOORE, JASON — 2019-20  
 MOORE, JERRY — 1958-59-60  
 MOORE, JAMES DOUGLAS — 1961-62  
 MOORE, JOE — 1969-70  
 MOORE, KALEB — 2015-16  
 MOORE, LAMONT — 1994-95-96  
 MOORE, MARCUS — 1988  
 MOORE, MICHAEL — 1988  
 MOORE, NICK — 2005-06-07  
 MORGAN, BARRY LANE — 1969-70-71  
 MORGAN, BILL "SKIPPY" — 1969  
 MORGAN, CHRISTIAN — 2018-19-20-21-22  
 MORGAN, DANIEL — 1987-88-89-90  
 MORGAN, MICHAEL I. — 1970-71  
 MORRIS, ANDREW — 2015-16  
 MORRIS, CHARLES A. — 1928-29-30  
 MORRIS, CURTIS RAY — 1964 MGR.  
 MORRIS, GEORGE — 1924-25-26  
 MORRIS, RACHEL — 1991 TR.  
 MORRIS, ROBERT CHARLES — 1956  
 MORRISON, RUSSELL — 2019  
 MORTON, K.J. — 2011-12-13  
 MOSLEY, "BUBBS" — 1909-10-11-12  
 MOSLEY, JOHN D. — 1969  
 MOSLEY, PAUL — 2003-04-05-06  
 MOUSER, DON — 1947-48-49  
 MOTON, BRANNON — 2004  
 MOTT, JAMES C. — 1948-50  
 MUECKE, TOM — 1983-84-85  
 MUELLER, JIM — 1983-86  
 MUHAMMAD, KALIEF — 1993-94-95-96  
 MUIR, BLAKE — 2014-15  
 MUND, JEFF A. — 1975  
 MUNIZ, RAMSY — 1964-65  
 MUNN, CRAIG — 2006  
 MURDOCK, KIRK — 1989-90-91-92 TR.  
 MURPHY, ANTOINE — 2001-02  
 MURPHY, MARK — 2005  
 MURPHY, MONTEZ — 2004-05  
 MURRAY, JEFF — 1986-87-88-89  
 MURRAY, RICHARD DAVID — 1953  
 MURSKI, ALBIN J. — 1942-46  
 MURSKI, MATT N. — 1977  
 MYATT, NICK — 2006
- N**  
 NABORS, JORDAN — 2022  
 NACITA, SILAS — 2014  
 NAJVAR, JORDAN — 2011-12-13  
 NANCE, BRIAN — 2014-15-17  
 NASH, EDWIN R. "BUBBA" — 1923-24-25  
 NAYLOR, JOHNNY — 1927  
 NAYLOR, PARKER — 1927 MGR.  
 NAYLOR, RICHARD — 1979 TR.  
 NEAL, DEVIN — 2020-22  
 NEAL, ROBERT — 1996-97-98-99  
 NEEDHAM, RON — 1989  
 NEEDHAM, STEVE — 1990-91-92  
 NEELY, MILLARD — 1972-73



## LETTERMEN

NEILL, ROBERT LOUIS — 1960-61 TR.  
NELMS, MIKE — 1975-76  
NELSON, CURTIS SHANE — 1975-76  
NELSON, GEOFF — 2004-05-06-07  
NELSON, ROBERT C. — 1938-39-40  
NELSON, ROBERT — 1977-78-79-80  
NELSON, TRAVIS E. — 1940-41-42  
NEVILL, GEORGE M. "JIM" — 1947-48-49  
NEWBERRY, BRIAN — 1996  
NEWBERRY, GATEWOOD — 1927-28  
NEWHOUSE, REGGIE — 1999-00-01-02  
NEWMAN, TERRY R. — 1970  
NEWMAN-JOHNSON, XAVIER — 2017-18-19-20  
NICHOLS, LUKE — 1997  
NICHOLS, SHON — 1987  
NICHOLSON, TONY — 2016-17  
NICKLAS, PETER L. — 1960-61  
NIGRO, HARRY — 1914-15  
NOBLE, CHARLES A. — 1927-28  
NOEL, ROMARIO — 2022  
NORRIS, BILLY JOE — 1946  
NORRIS, JACK R. — 1913-14-15-16  
NORTHERN, ZACK — 2010-11-12-13  
NORTON, ARTHUR W. — 1931-32-33  
NORVELL, BOBBY G. — 1961-62  
NORWOOD, LEVI — 2011-12-13-14  
NOWAK, BRUCE — 1994-95  
NUNN, GREG — 1983-84-85  
NUNN, JAMES PATRICK — 1969-70-71  
NUTT JR., J. R. — 1932-33-34 MGR.

## O

O'STEEN, LANNY — 1999-00-01  
OAKMAN, SHAWN — 2013-14-15  
OATIS, MIKE — 1992  
OBI, VICTOR — 2020-21-22  
OBRIOTTI, ANDREW — 1998-99-00-01  
ODOM, CLIFF — 2007-08-09-10  
ODUM, MICHAEL — 2000  
OEFINGER, GREG — 1987-88-89-90  
OGADI, CHUDI — 2006  
OGBONNAYA, CHIDI — 2018-19-20-21-22  
OGOR, ERIC — 2017  
OLDHAM, JIM — 1960  
OLIVER, BOBBY JACK — 1955-56-57  
OLIVER, JOHN — 1972-73-74-75  
OLIVER, LISA — 1987 TR.  
OLSON, ALEX — 1991-92-93-94 TR.  
ORTIZ, RAUL DANIEL — 1965-66-67  
OSEI, JASON — 2013-14  
OSKIN, GLEN — 2002-03-04-05  
OSOWSKI, SHAWN — 1991-92-93 TR.  
OUTLAND, QUINTIN — 2001-02-03-04  
OVERSTREET, ANTHONY — 1994-95-98

## P

PACE, ALLEN — 1996-98-99-00  
PACE, NICK — 2003-05  
PAINTER, RAY — 1945-48-49  
PALMER, JEFF — 1984-85-86-87  
PALMER, JAMAL — 2012-13-14-15  
PALMER, KELVIN — 2010-11-12-13  
PALMER, PINKIE — 1966-67-68  
PARADEAUX, LOUIS G. — 1928-29-30  
PARKER, CALEB — 2022  
PARKER, CHARLES A. — 1975-76  
PARKER, DUDLEY TRICE — 1946-47-48-49  
PARKER, E. RICHARD — 1964  
PARKER, JAMES "BUDDY" — 1948-49-50  
PARKER, JAMES C. "POP" — 1945  
PARKER, JEREMY — 2002-05  
PARKER, KENYADA — 1995-96-97-98  
PARKER, RUSTY — 1980

PARK, KEVIN — 2012  
PARKS, BEN — 2008-09-10-11  
PARKS, DWIGHT — 1940-41  
PARKS, JAMES M. — 1931-32-33  
PARKS, TERRANCE — 2004-05  
PARKS JR., ROBERT IRVIN — 1967  
PARMA, RICHARD J. — 1950-51-52  
PARNELL, RYAN — 1994-95 TR.  
PARROTT, RUSTY — 1973-75  
PARRY, OWEN — 1935-36  
PARSLEY, WILLIAM HAROLD — 1954-55-56  
PATE, JERRY — 1986 MGR.  
PATE, JIM S. — 1957  
PATIN, EARL — 2007-08-09-10  
PATTERSON, GERALD — 1994-97  
PATTERSON, JOHN — 1993-94  
PATTERSON JR., BILLY — 1936-37-38  
PATTERSON JR., ROBERT "BULLET" — 1961  
PATTON, TEDDY — 1990-91  
PAVILSKA, BILLY — 1959  
PAWELEK, JOE — 2006-07-08-09  
PAYLOR, GEORGE — 1992-93 TR.  
PAYNE, JIMMY R. — 1958  
PAYNE, JOSEPH H. — 1931 MGR.  
PAYNE, TREY — 2005-06  
PEARCE, DUGAN H. — 1954-55-56  
PEARCE, JOE JACK — 1932-33-34  
PEARCE, BILL — 1965-66 MGR.  
PEARCY, DERRICK — 2000-01-02  
PEARSON, CLAUDE T. — 1961-62  
PEARSON, MATTHEW — 1991-92  
PEARSON, WESLEY — 1965 TR.  
PEAY, AUSTIN L. — 1933-34  
PEELER, BRUCE RANDALL — 1976  
PEGROSS, PEARCE — 1993-95-96  
PELTON, GILBERT IVAN — 1955  
PELZEL, JOSH — 2015  
PENN, RAY EDGAR — 1969-70  
PENNEY, KENT — 1985-86 MGR.  
PENNEY, KYLE — 1987-88-89 MGR.  
PENNING, GUS — 2013-14-15  
PERDUE, JOHN RANDALL — 1971-72  
PERKINS, JEFF — 1985-86 MGR.  
PERRY, BEN — 1982-83-84  
PERRY, CHARLES — 1985-86-87-88  
PESCHEL, FRANK — 1954  
PETERS, ROBERT GLENN — 1955-56-57  
PETERSON, KYLE — 2013-14  
PETTY, BRYCE — 2011-12-13-14  
PETTY, JIM TOM "RED" — 1931-32-33  
PFEFFER JR., HARRY L. — 1972-73  
PHILLIPS, CASEY — 2019-20  
PHILLIPS, DEMETRIO — 2000-01  
PHILLIPS, WILLIAM BARRY — 1967  
PICKETT, HENRY — 1963-64  
PIERCE, ALONZO — 1988-89-90-91  
PIERCE, MAURICE S. — 1930-31  
PIERCE, SAM — 1945-46-47-48  
PINES, PRINCE — 2019  
PIORKOWSKI, JON — 2005  
PIPES, GLENN W. — 1967 MGR.  
PIPES, GREGORY MACK — 1965-66-67  
PITRE, JALEN — 2017-18-20-21  
PITTARD, GEORGE KNOX — 1965  
PITTMAN, ALLEN — 1973  
PITTMAN JR., BEN J. — 1919-20-21-22  
PITTMAN, RALPH D. — 1922-23-24  
PITTS, PRESTON — 1970-71  
PLATT, CHRIS — 2015-16-17-18-19  
PLAYER, JAXON — 2022  
PLUMB, THOMAS E. "TED" — 1961  
PLY, ROBERT V. — 1959-60-61

POE, JON — 1992 TR.  
POLLARD, FRANK — 1977-78-79  
POOLE, BIVIN — 1985-86-87  
POPE, CHUCK — 1992-93  
PORTER, CHARLES DAVID — 1965-66-67  
PORTER, JOEL — 1984-85-86-87  
PORTER, MAURICE "MO" — 2016-17  
PORTER, W. MAYNARD — 1923-25-26  
POTTER, JOE G. — 1927-28-29  
POWELL, JOHN — 1959 TR.  
POWER, ISSAC — 2019-20-21-22  
PRECIADO, RAJAH — 2016-17  
PRESCHER, ERICH WAYNE — 1971-72  
PRESLEY, HAL — 2021-22  
PRESTIDGE, BILLY GENE — 1958-59  
PRESTRIDGE, LUKE — 1976-77-78  
PREWITT, BOB — 1919  
PRICE, CARL — 1932-33  
PRICE, JACK O. — 1945-46-47  
PRICE, LLOYD — 1942  
PRICE, MARIO — 2004-06  
PRICE, MARLON — 2005-06-07  
PRICE, WELDON — 1961-63  
PRIGMORE, ROBERT M. — 1954  
PROCTOR, CLEO — 1959  
PROVINE, H. TRUEMAN — 1921  
PRUITT, GLENN — 1983-84-85  
PRUITT, SIDNEY C. — 1927-28  
PULLON, ALFRED — 2014-15  
PURVIS, CHARLES ROBERT — 1965-66  
PYBURN, RICHARD E. — 1957-58

## Q

QUALLS, BUCKLEY E. "BUCKY" — 1945-47-48  
QUESENBERRY, KEN — 1973-74-75  
QUINN, CRIS EDWARD — 1974-75-76  
QUINN, JAROD — 2000-01-02  
QUINENE, DAVID — 1997-98  
QUIROGA, ROBERT — 2000-01-02-03

## R

RADFORD, CHARLES — 2002  
RADFORD, CHARLES ROBERT — 1953  
RAMIREZ, ROMAN — 1987-88-89 MGR.  
RAND, RICKY — 1975-76-77-78  
RANDLE, ERVIN — 1981-82-83-84  
RANDOLPH, DENNY — 1981-82  
RANDOLPH, GARMON — 2020-21-22  
RAPHEL, ELWIN — 1987-88-89-90  
RAUSCHENBERG, NOAH — 2019-20-21-22  
RAY, ANTHONY — 1988-90  
RAY, KARL — 1974  
READER, NED — 1937 MGR.  
REAU, TOMMY — 1967-68-69  
REED, CHATEAU — 2020  
REDDING JR., JACK W. — 1977 TR.  
REDFEARN, CONNOR — 2006-07  
REED, CHATEAU — 2021-22  
REED, JOSEPH BUTLER — 1967  
REED, SCOOTER — 1974-75-76-77  
REESE, RICHARD — 2022  
REESE, TEVIN — 2010-11-12-13  
REETTER, JEFF — 1983  
REEVES, RAYMOND D. — 1931-32  
REID, BRYCE Z. — 1949-50  
REID, DOUGLAS R. — 1980-81  
REID JR., IVAN ROBERT — 1951  
REID SR., IVAN ROBERT — 1924  
REID, JACK WILSON — 1951-52  
REID, JOHN B. — 1914-15-17  
REID, RYAN — 2013-14-15-16  
REYNOLDS, JOHN D. — 1934-35-36  
RHEA, KEVIN — 1995

RHODES, ROBBIE — 2013  
RHYNES, DAMON — 1993-94  
RICE, ALLEN — 1982-83  
RICE, REGGIE — 2010-11  
RICKS, CHEDRICK — 2000-01-02  
RICHARDSON, CYRIL — 2010-11-12-13  
RICHARDSON, DAVID — 1987  
RILEY, ALBERT L. — 1925-26-27  
RILEY, GORDON L. — 1951  
RILEY, HAROLD E. — 1948-49-50-51  
RILEY, MICHAEL DEWEY — 1971  
RINALDO, STEVE — 1979-80  
RITCHEY, MATT — 2011-12  
RITCHIE JR., WELTON C. — 1954  
RHODES, AHMAD — 2003  
RHODES, VINCENT — 2005-06-07-08  
ROACH, JACK — 1917  
ROACH, LUCIAN — 1914-15-16  
ROBERTS, KYLE WAYNE — 1968-69  
ROBERTS, GREG — 2015-16-17-18  
ROBERTS, JAMES E. — 1930 MGR.  
ROBERTS, JEREMY — 2012  
ROBERTS, JOHNNY — 1962  
ROBERTS, MARK — 1993-94 TR.  
ROBERTS, ROY KELLY — 1961-62-63  
ROBERTS, RYAN — 2008  
ROBERTS, MARQUES — 2001-02-03-04  
ROBERTS, WESLEY B. — 1947-48-49  
ROBERTSON, A. T. — 1945  
ROBERTSON, J. K. — 1913  
ROBERTSON, FRED — 1992  
ROBERTSON, LEROY — 1942  
ROBERTSON, TRACY — 2008-09-10-11  
ROBINSON, ADRIAN — 1993-94-95  
ROBINSON, DON — 1985-86  
ROBINSON, EARL JOE — 1954  
ROBINSON JR., J. W. "BO" — 1941-42  
ROBINSON, LOUIS J. — 1937-38-39  
ROBINSON, M.T. — 2003-04-05-06  
ROBINSON, R. H. — 1952  
ROBINSON, T.C. — 2011  
ROBINSON, T. P. — 1907-08-09-10  
ROBLES, JERRY — 1993-94  
ROCHON, SHAUN — 2004-05  
RODGERS, HAROLD G. — 1970-71-72  
RODONI, THOR — 2020-21  
RODRIGUEZ, RALPH — 2006-07  
ROGERS, CHRIS — 2005  
ROGERS, FRED — 1998-99  
ROGERS JR., GENE FRANK — 1968-69  
ROGERS, JAMIE — 1979  
ROGERS, MARCUS P. — 1973  
ROGERS, OWEN — 2018-19  
ROGERS, RONALD R. — 1961-62-63  
ROGERS, WHIT C. — 1913  
ROLLINS, TOMMY — 1980-81-82 TR.  
ROSE JR., HERMAN G. — 1937  
ROSE, KEITH — 1984-85-86-87  
ROSE, KYLE — 1982  
ROSE, NEAL H. — 1933  
ROTH, SPENCER — 2011-12-13-14  
ROUNTREE, SCOTT — 1993  
ROWE JR., PETE — 1994-95-96 MGR.  
ROWELL, JAMES — 1976-77-78-79  
ROWLAND, JACK W. — 1926-27  
ROY, BRAVION — 2016-17-18-19  
ROYAL, JAMES — 1981-82-83 TR.  
ROYAL, JON H. — 1975-76  
ROYER, GUNNAR — 2020  
RUBIN, CLIFTON — 1994-95-96-98  
RUNNELS, JACK — 1930-31  
RUNNELS, OLAN — 1941-42-46

## LETTERMEN

RUSSELL, CHARLES PHILLIP — 1967  
 RUSSELL, JACK M. — 1940-41  
 RUSSELL, LLOYD O. — 1935-36  
 RUSSELL, SETH — 2013-14-15-16  
 RUTHERFORD, HENRY — 1954-55  
 RUTLEDGE, RANDY — 1985-86  
 RUTTER, PETE — 1987-88-89  
 RUST, JAMES W. — 1962-63-64

## S

SAAGE, REUBEN — 1954-55-56  
 SALUBI, JARRED — 2009-10-11-12  
 SAMPSON, LANEAR — 2009-10-11-12  
 SAMPY, CHRIS — 1996-97-98  
 SAMS SR., ROSS M. — 1918-19  
 SANDERS, CHRIS — 2014  
 SANDERS, JEREMY — 2008-09  
 SANDERSON, DUSTY — 1978 TR.  
 SANDERSON, MAURICE — 1933-34-35  
 SANTA CRUZ, MARCUS — 2010-11-12  
 SARGENT, BRODERICK — 1982-83-84-85  
 SARTAIN, JAMES T. — 1969-70  
 SAULIN, ROB — 2018-19-20-21  
 SAVAGE, PAUL L. — 1971-72  
 SAWYER, BUZZY — 1983-84-85  
 SCALES, MATT — 1985  
 SCHAFFNER, TOMMY — 1964-65-66  
 SCHEID, EMMETT — 1927  
 SCHIECK, DAVID — 2004  
 SCHILLER, KIMBERLY — 1995 TR.  
 SCHLEUNING, C. JACK — 1951  
 SCHLUETER, BRAD — 2001  
 SCHNEIDER, THOMAS C. — 1931-32-33  
 SCHOESSOW, CHRIS — 2000  
 SCHREFFER, WYATT — 2016-17  
 SCHULZ, AUBREY W. — 1973-74  
 SCOTT, DARWIN — 2000  
 SCOTTON, ZAC — 2008-09-10  
 SCRANTON, T. J. — 2008  
 SEABORN, DAVID — 1976-77  
 SEALS, KYLE — 2004  
 SEASTRUNK, LACHE — 2012-13  
 SEDWICK, JAY — 2017-19-20  
 SELF, GEORGE LEWIS — 1940-41  
 SELFRIDGE, JIMMY D. — 1970-71  
 SELLS, TAION — 2013-14-15-17  
 SELPH, TRAVIS — 1979-80-81-82  
 SEPULVEDA, DANIEL — 2003-04-05-06  
 SEPULVEDA, STEPHEN — 2000-01-02-03  
 SERAFIN, RUSSELL BAUER — 1968-69  
 SERVANCE, DANNY — 1989  
 SESSUMS, LEWIS E. — 1962-63  
 SHALALA, SAM — 2008  
 SHANNON, FRANK — 1950  
 SHAPEN, BLAKE — 2021-22  
 SHEATS, BEN DEAN — 1946  
 SHEFFIELD, RUSSELL — 1985-86-87  
 SHELTON, TRENT — 2003-04-05-06  
 SHERMAN SR., BILLY DON — 1952-53  
 SHERMAN, ROBERT — 1981  
 SHIRLEY, RONNIE LEE — 1967  
 SHOALS, KLAYTON — 2004-05-06  
 SHOFNER, DELBERT — 1954-55-56  
 SHORT, ROBERT F. — 1916  
 SHUPP, JACKSON — 2021  
 SHUPP, WILLIE — 1993  
 SIGN, BOBBY — 1988  
 SIMMONS, ANTHONY — 2000  
 SIMMONS, JOE — 2000-01-02-03  
 SIMMONS, TYRAE — 2016-17  
 SIMPKINS, GARNER — 1996-97-98  
 SIMPSON, BILLY W. — 1963  
 SIMPSON, BLAKE — 2010  
 SIMPSON, JOHN — 1985-86-87-88  
 SIMPSON, W. W. — 1934  
 SIMS, BEN — 2019-20-21-22  
 SIMS, CARL — 2005-06  
 SIMS, CECIL — 1945 MGR.  
 SIMS, GEORGE P. — 1945-46-47-48  
 SIMS, MICHAEL RAY — 1979-80 TR.  
 SIMS, RAY — 2007-08  
 SIMS, W. D. JR. — 1923  
 SINGLETARY, MATT — 2009  
 SINGLETARY, MIKE — 1977-78-79-80  
 SINGLETARY, ROBERT — 2011  
 SINGLETON, TERENCE — 2013-14-15  
 SISCO JR., JACK — 1950-51-52  
 SISCO SR., JACK — 1924-25-26  
 SISK, JONATHAN — 2004  
 SIVILS, JASON — 1991  
 SLADE, LOUIS — 1925-26  
 SLAUGHTER, ED — 1996 MGR.  
 SLAUGHTER, JOHNNY L. — 1974-75-76  
 SLEDGE, DAVID — 1975-76-77-78  
 SLEDGE, SAM — 2006-07-08-09  
 SLICKER, RUSSELL — 1977-78  
 SLINKER, TRYSTAN — 2019-20  
 SMITH, ABRAM — 2018-19-20-21  
 SMITH, ALICE — 1993-94-95 TR.  
 SMITH, CHAD — 2003-05-06-07  
 SMITH, CHARLES E. — 1952-53-54  
 SMITH, DENNIS — 1987-88  
 SMITH, DOYLE — 1929-30-31  
 SMITH, ERNEST — 2006-07-08-09  
 SMITH, FRANKIE — 1989-91  
 SMITH, JAMES — 1985-86-87  
 SMITH, JAMES RAY "JIM" — 1952-53-54  
 SMITH II, JAMES RAY — 1979-80  
 SMITH, JAMES S. — 1926-27  
 SMITH, JASON — 2005-06-07-08  
 SMITH, JERRY CARL — 1967-68-69-70  
 SMITH, JESSE — 1992-93 TR.  
 SMITH, KYLE — 1979 TR.  
 SMITH, K. J. — 2014-15-16  
 SMITH, LAWRENCE T. — 1945  
 SMITH, ORVIS VANCE — 1965  
 SMITH, PORTER O. — 1956  
 SMITH, ROBERT MORRIS — 1965  
 SMITH, RODNEY — 1996-97-98-99  
 SMITH, RONALD — 1998  
 SMITH, ROY BUSTER — 1962  
 SMITH, SCOTT — 1977-79-80-81  
 SMITH, STEVE — 1978-79  
 SMITH, TIM — 2011-12  
 SMITH, TOMMY — 1964-65-66  
 SMITH, TYRONE — 1993-94-95  
 SMITH, ZACH — 2016-17  
 SMITHSON, SUZANNE — 1994-95 TR.  
 SMYTHE, ROY — 1980  
 SNEED, AVERY — 2006  
 SNEED, CHADWICK B. — 1964-65-66  
 SNEED, RJ — 2017-19-20-21  
 SNELL, LESLIE — 1931  
 SNOW, JUSTIN — 1996-97-98-99  
 SOBOTIK, VICTOR — 1974  
 SOUTH, ERIC — 2000  
 SOUTHALL, SILAS EDWARD — 1969-70-71  
 SOUTHALL, TERRY — 1964-65-66  
 SOUTHERN, JACK — 1948-49  
 SPAIN, BOBBY — 1958  
 SPANGLER, CAL — 2014  
 SPEAKS, GRIFFIN — 2020-21-22  
 SPEER, JAMES — 1952  
 SPEARS, DAVID WINFIELD — 1959  
 SPENCER, TIM — 1991-92  
 STAFFORD, HAROLD JACKSON — 1929  
 STANLEY, RONALD T. — 1959-60-61  
 STANLEY, JOHN — 1993-94  
 STARNES, ANDY "PEEPER" — 1989-92 TR.  
 STARR, KENT TAYLOR — 1969  
 STARR, ROBERT DOUGLAS — 1958-59-60  
 STAUDT, KYLE — 2000-01  
 STENIX, MARCUS — 2001  
 STEPHENS, BILL — 1946  
 STEPHENS, CREIG — 1993  
 STEPHENSON, ROBERT — 1967-68-69  
 STEPHENSON, TYLER — 2010-11-12  
 STEVEN, DAVIS — 1973-74-75-76  
 STEVENS, RICHARD — 1967-68-69  
 STEVENS, ROYAL — 1976  
 STEVENSON, KEVIN — 1999-00-01-02  
 STEWART, ORION — 2013-14-15-16  
 STEWART, TOMMY ALLEN — 1970-71-72  
 STEWART, WILLIAM MILLS — 1969-70-71  
 STIDHAM, JARRETT — 2015  
 STIGGERS, BRANDON — 2006-07  
 STILES, ADAM — 2000-01  
 STILL, JUSTIN — 1993-94-95  
 STILL, WALTER R. — 1949-50  
 STOCKDALE, KENNETH — 1965-66-67  
 STOCKEMER, RALPH — 1983-84-85  
 STOCKTON, JERRY LEE — 1977-78  
 STOGNER, BRAD — 1990  
 STOGNER, GREY — 1982-83  
 STOGNER, DAN — 1987  
 STOKES, RONALD — 1962 MGR.  
 STONE JR., CHARLES C. — 1947-48-49  
 STONE, DARY — 2009  
 STONE, EVAN — 2004-05  
 STONE, JOE — 1988  
 STONE, KEITH — 1971-72-73  
 STONE, NOUBAR ALLEN — 1974-75-76-77  
 STONUM, DARRYL — 2012  
 STOUT, DANNY — 1972-73  
 STOWE, RON "BUBBA" — 1979-80-81-82  
 STRAHAN, STEVE — 1991-92-93-94  
 STRAIT, ROBERT — 1990-91-92  
 STRICKLAND, BENNIE F. — 1923-24-25  
 STRICKLAND SR., F. B. — 1919-20-21-22  
 STRICKLIN, POOH — 2016-17-18  
 STRINGER, AUBREY — 1933-34  
 STREET, SALIM — 1994 STR.  
 STRINGER, TREY — 1994 STR.  
 STRONG, TIM — 1981  
 STRUPPA, R. W. — 1923  
 STUART, PAUL — 1985-86-87  
 STUART, STEPHEN LAYNE — 1968-69-70  
 STUTSMAN, STEVE — 1987-88-89-91  
 STYLES, JOHN HENRY — 1957  
 SUBIA, JOHNNY — 1981-83-85  
 SULLIVAN, MICKEY JOHN — 1951-52-53  
 SUMMERS, TOBY — 1996-97-98  
 SUMPTER, ANDREW — 2010  
 SUTTON, BOBBY — 1962  
 SUTTON, BRIAN — 1996-97-98  
 SUTTON, GARY L. — 1969-70-71  
 SWASEY, ANDREW — 1992-93  
 SWEET, ARTHUR R. — 1950  
 SWINDOLL, BRYAN — 2011  
 SYLER, TERRY — 1985-86-87-88  
 SZYMANSKI, BLAKE — 2006-07-08-09

## T

TABOR, TOMMY — 1978-79-80-81  
 TACKER, TOMMY — 1971 TR.  
 TAGIVE, PENI — 2013

TALBOT, JIMMY — 1994-95  
 TANNER, BRYAN — 1992-94  
 TANNER, JOHN S. — 1919-20-22  
 TANNER, TED — 2007  
 TATE JR., ALBERT MILNER — 1960-61-62  
 TATE, BILLY RAY — 1974-75-76  
 TATUM JR., JOHN A. — 1962-63-64  
 TAYLOR, ANDRE — 1998-99  
 TAYLOR, ANTHONY — 1994-95-96  
 TAYLOR, BO — 1977-78-79  
 TAYLOR, BOBBY R. — 1937-38-39  
 TAYLOR, BRAD — 2007-08-09-10  
 TAYLOR, BYRON GLEN "JUG" — 1949-50  
 TAYLOR, CARL "TROOPER" — 1988-90-92  
 TAYLOR, CHARLES K. — 1926-27  
 TAYLOR, DAMIEN — 2006  
 TAYLOR, JACK — 1925  
 TAYLOR, JIM GLEN — 1953-54  
 TAYLOR, PHIL — 2009-10  
 TAYLOR, WALTER EDWARD — 1970-71-72  
 TEASLEY, QUEITO — 2005-06  
 TECKLENBURG, SAM — 2016-17-18-19  
 TERRY, YUSUF — 2020  
 TEXADA, RALEIGH — 2018-19-20-21  
 THOMAS, DERREK — 2018  
 THOMAS, JOHNNY — 1984-85-86  
 THOMAS, MICHAEL ROY — 1964-65-66  
 THOMAS, PEYTON F. — 1915  
 THOMPSON, A. J. — 1915-16  
 THOMPSON, ARLAND — 1976-77-78-79  
 THOMPSON, BJ — 2017-18  
 THOMPSON, BRANDON — 1997-98-99-00  
 THOMPSON, BYRON — 1992-93-94-95  
 THOMPSON, DERRIUS — 1995-96-97-98  
 THOMPSON, J. T. — 2002-03  
 THOMPSON, REYNA — 1983-84-85  
 THOMPSON, RICKY D. — 1973-74  
 THOMPSON, TOM — 1985 TR.  
 THORNTON, LAWRENCE — 1933-34  
 THORNTON, TYQUAN — 2018-19-20-21  
 THRIFT, TANNER — 2014-15-16  
 TINSLEY, ROBERT "BUDDY" — 1947-48  
 TINSLEY, THOMAS R. — 1915-16-17  
 TIPTON, JAMES "RELL" — 1973-74-75-76  
 TOBERRY, RICHARD R. — 1971  
 TODD, JAMES — 2003-04-05-06  
 TOLBERT, MICHAEL — 2001-02-03-04  
 TOMCHECK, GUY — 2000-02  
 TORGE, RUSSELL J. — 1964  
 TOWLE, JAMES E. — 1921  
 TOWNSEND, KENNETH E. — 1971-72-73  
 TOWNSEND, KENT — 1981-82-83  
 TRAHAN, BRODY — 2010-11-12-13  
 TRAMMELL, DWAYNE — 1970-71-72  
 TRAN, PHIL — 2005  
 TRANKINA, DILLON — 2003  
 TRAYLOR, DOYLE WAYNE — 1955-56-57  
 TREADWELL, LANUS L. — 1968-69  
 TRICE, PHILIP GERALD — 1965-66  
 TRICE, MICHAEL — 2004  
 TRINH, DUC — 1994-95 VIDEO  
 TRIPPET, WILLIAM A. "BILL" — 1967 TR.  
 TROUT, ROBERT GLENN — 1950-51  
 TRULL, DONALD DEAN — 1961-62-63  
 TURNER, CLAUDE C. — 1914-15-16  
 TUBBS, TONY — 1993-94  
 TURNER, DEREK — 1983-84-85  
 TURNER, JEFF N. — 1975  
 TURNER, JOHN — 1992-93-94-95  
 TURNIPSEDE, TOMMY — 1972-73-74  
 TURNPAUGH, JOHN — 1988-89-90-91  
 TYLER, NAPOLEON — 1974-75-76

## LETTERMEN

## U

UTGARD, GORDON DUANE— 1967-68-69  
UTLEY, BRAYDEN — 2019-20-21-22

## V

VALDEZ, MICHAEL — 2011-12  
VALDEZ, TREVOR — 2012-13-14-15  
VALENTIN, JOHNCARLO — 2018-20-21  
VAN DYKE, JARVIS — 1993-94-95  
VANZANDT, JAMES KENNETH — 1965-66  
VANN, KEEGAN— 2005-06-07  
VARDAMAN, GREG— 1970  
VASBINDER, LARRY— 1987-88-89  
VAUGHNS, VERKEDRIC — 2015-16-17-18  
VENUS, MARCUS— 2003-04  
VESTAL, RICKY— 1989  
VINES, VIC — 1979-80-81-82  
VINSON, DAVON— 2001

## W

WADE, GREG — 2001-02  
WADE, IVORY — 2009-10-11-12  
WAFFER, HOWARD A. — 1942 MGR.  
WAGNER, EDWIN KEITH — 1970-71  
WAINRIGHT, ISH — 2017  
WALCOTT, AL — 2020-21-22  
WALKER, CARRIE — 1989-90 TR.  
WALKER, FARIAS — 1990-91  
WALKER, FERRIS — 1988  
WALKER, HOMER D. — 1923-24-25  
WALKER, W. H. "BILL" — 1915-17-18-19  
WALKER, WILLIE — 1964-65-66  
WALTER, ESCO A. — 1931  
WALTERS, JERRY DAVID — 1970-71-72  
WALTERS, KEITH — 1981-82  
WALTERS, RAYLON — 2007-08  
WALLACE, JACK — 2001  
WALLER, MATT — 2003  
WALTON, J.D. — 2007-08-09  
WARD, CARY — 1984-85  
WARD, JIM — 1984  
WARD, JOE LARRY — 1967  
WARD, JOHN — 1978 TR.  
WARD, LESTER — 1977-78-79-80  
WARD, PHILLIP — 1979-80  
WARE, ERROL — 1986-87  
WASHAM, WEIR — 1926-27-28  
WASHINGTON, D'KENDRICK — 2008  
WASHINGTON, JAMES — 2002-03  
WASHINGTON, LARRY — 2007-08  
WASHINGTON, RANDALL CLARK — 1964  
WASHINGTON, SHAWN — 1993-94-95-96  
WATKINS, DANNY — 2009-10  
WATKINS JR., GAYLE — 1958-59  
WATSON, DENNIS D. — 1968-69-70  
WATSON, GRADY — 1990-91-92-93 TR.  
WATSON, JAMES RAYFORD — 1946  
WATSON, JAY DON — 1966  
WATSON, JEFF — 1994-95-96-97  
WATSON, MICHAEL — 1995 MGR.  
WATTERS, ROBERT — 1983-84-85-86  
WATTON, CHRIS — 1998-99  
WAZ, CHANCE — 2014-15-16-17  
WEATHERBY, JIM W. — 1931-32-33  
WEATHERS, GUY B. — 1920-21-22  
WEATHERS, WARREN E. — 1932-33-34  
WEBB, ANTHONY — 2012-14  
WEBB, KENNY — 2003-04  
WEBBER, J. ALFRED — 1919-20  
WEED, JOHN DAVID — 2008  
WEED, WESLEY F. — 1926-27  
WEEKS, JONATHAN — 2004-05-06-07

WEIR, TREY — 1992  
WELCH, JAMES LUKE — 1950-51  
WELCH, MIKE — 1986-87-89-90  
WELCH, SHANNON — 1989-90 TR.  
WELLS, CRAIG — 1980-83 TR.  
WELLS, THOMAS ARTHUR — 1968  
WELLS, W. STONE "RED" — 1932  
WENKE, JOSH — 1996  
WEST, ROYCE GLEN — 1958-59-60  
WESTBROOK, JOHN — 1967-68  
WETSEL, CODY — 2013  
WETZEL, DAVID — 1990-91  
WETZEL, SKYLER — 2019-20  
WEYGANDT, ROBERT — 1973-74  
WHIDDON, EDWARD L. — 1963-64-65  
WHITAKER, BRANDON — 2003-05-06-07  
WHITE, ERIC — 1991-92-93 TR.  
WHITE, GREG — 1991-93  
WHITE, HORACE "BUDDY" — 1960-61-62  
WHITE, JOSH — 2022  
WHITE, NANCY — 1989-90-91-92 TR.  
WHITE, THOMAS — 2006-07  
WHITE, TREVOR — 2016-17-18  
WHITELAND, JAMES — 2002  
WHITLEY, DENNIS R. — 1968-69-70  
WHITLEY, ROBERT A. — 1948-49  
WHITSON, TYSHAUN — 1999-00  
WHORTON, ELBERT B. — 1959-60-61  
WIDEMON, ALTON — 2005-06-07  
WIDMER, CHAD — 1994 MGR.  
WIDMER, RICK — 1982-83 MGR.  
WILDER, MICHAEL J. — 1971-72  
WILFONG, HUGH — 1933-34-35  
WILIE, C. L. — 1907  
WILLIAMS, ANTHONY — 1995-96-97  
WILLIAMS, BILLY WAYNE — 1962  
WILLIAMS, CRAIG — 2020-21-22  
WILLIAMS, DAVID SCOT — 1964  
WILLIAMS, DEONTE — 2017-18  
WILLIAMS, EVERETT B. — 1963  
WILLIAMS, GLYNN ELWIN — 1937-38  
WILLIAMS, HOYT — 1937-38-39  
WILLIAMS, IRIS — 2003  
WILLIAMS, ISAAC — 2010-11  
WILLIAMS, JEREMY — 2006-07-08-09  
WILLIAMS, JOHN H. — 1933-34-35  
WILLIAMS, JOE — 2011-12-13  
WILLIAMS, JORDAN — 2016-17-18-19  
WILLIAMS, KYLE — 2000  
WILLIAMS, LESLIE D. — 1912-13  
WILLIAMS, MATTHEW — 1970-71  
WILLIAMS, ROBERT — 1982-84-85  
WILLIAMS, SHANE — 2000-01-02-03  
WILLIAMS, STACY — 2010  
WILLIAMS, STANLEY N. — 1949-50-51  
WILLIAMS, TATE — 2022  
WILLIAMS, TERRANCE — 2009-10-11-12  
WILLIAMS, TERENCE — 2015-16-17  
WILLIAMS III, TEVIN — 2021-22  
WILLIAMS, WILL — 2021-22  
WILLIAMSON, ROY CARTER — 1921-22-23  
WILLIAMSON, WAYNE M. — 1962  
WILLINGHAM, JAMES E. — 1913-14  
WILLIS, JACK K. — 1939-40  
WILSON, BILLY R. — 1972-73  
WILSON, "BUBBA" — 1989-90 TR.  
WILSON, C.J. — 2003-04-05-06  
WILSON, CHARLIE WAYNE — 1965-66-67  
WILSON, DAVID WOODROW — 1967-68-69  
WILSON, FRANK C. — 1954-55-56 MGR.  
WILSON, HOWARD — 1915-16-17-18-19  
WILSON, ISHMAEL — 2014-15-16

WILSON, JACK WILLIAM — 1939-40-41  
WILSON, JOSH — 2011-12  
WILSON, KENNETH GENE — 1970-71-72  
WILSON, QUINCY — 1985-86  
WILSON, RONNIE D. — 1964  
WILSON, W. L. "JAKE" — 1928-29-30  
WILTURNER, DANIEL — 1998-99-00  
WIMBERLY, SHAWNA — 1993-94 TR.  
WIMPEE, W.J. — 1937-38-39  
WINKLER, CHRIS — 2012  
WINTER, MARK — 1982-85-86 TR.  
WINTON, RALPH H. — 1928-29-30  
WISENER, GARY — 1957-58-59  
WITCHER, ALBERT T. — 1957-58-59  
WITCHER, BILLY RAY — 1966-67  
WITCHER, SETH L. — 1928-29-30  
WITCHER JR., SETH L. — 1974 TR.  
WITT, JAMES R. — 1938-39-40  
WOLF, RALPH R. — 1919-20  
WOLF, ROBERT EDWARD "BOB" — 1963  
WOLFE, ERIK — 2010-11-12  
WOOD, BOB — 1945 MGR.  
WOOD, CHARLTON B. — 1916-17  
WOOD III, EUGENE GREGORY — 1977-78  
WOOD, NORVIN F. — 1936  
WOODS, JT — 2018-19-20-21  
WOODS, KYLE — 1979  
WOODARD, RONALD E. — 1967-68  
WORKS, SCOTT — 1984-85-86-87  
WRAY, EARL — 1934-35  
WRIGHT, KENDALL — 2008-09-10-11  
WRIGHT JR., RUPERT C. — 1946-47-48-49  
WRIGHT, TION — 2014-15-16  
WRIGHT, WALTER LEE — 1971-72

## Y

YATES, A. GRADY — 1912  
YATES, GAVIN — 2021-22  
YATES, FRANK P. — 1918  
YEARY, WES — 1986  
YOUNG, JASON — 1991-92-93  
YOUNG, JESSIE — 1969-70  
YOUNG, MIKE — 1974  
YOUNG, TAYLOR — 2014-15-16-17  
YOUNG, THOMAS EARL — 1977-78-79-80

## Z

ZACHRY, JOSH — 2000-01-02  
ZACHRY, WOODIE M. — 1929-30  
ZAMORA, ISHMAEL — 2015-16  
ZEIGLER, DOMINIQUE — 2003-04-05-06  
ZELLER, JOEL — 1992-93-94 TR.  
ZENO, JACOB — 2021  
ZIMMERMAN, L.L. — 1934  
ZOUZOUA, NIADRE — 2019  
ZUNKER, COY — 1972  
ZYLKS, DONALD RAY — 1969 TR.

# STADIUM HISTORIES

The 2023 campaign marks the 10th season at McLane Stadium, Baylor's state-of-the-art home on the banks of the Brazos River. The 45,140-seat stadium has welcomed Baylor University football and a variety of music, sports, family and lifestyle events in its brief history. BU provided the exclamation point on the debut season by winning a second-straight Big 12 title over Kansas State, 38-27.

The Bears spent the previous 64 seasons at Floyd Casey Stadium, closing "The Case" out in style with a 30-10 victory over Texas that clinched Baylor's first-ever Big 12 Football Championship.

The Baylor Board of Regents voted on July 19, 2012, to move forward with the construction of a \$266 million riverfront stadium. The 15-story McLane Stadium project is expected to help stimulate riverfront development, revitalize downtown Waco and bring jobs and economic development to the region.

The vote by Baylor Regents followed very favorable discussion and enthusiastic public comment at a meeting of the Waco City Council. At that meeting, the Council voted unanimously in support of a \$35 million public contribution which was endorsed without dissent earlier this month by the downtown Tax Increment Financing (TIF) Zone board. The Council affirmed that vote in early August 2012. The TIF funds covered a portion of public infrastructure around the stadium, such as roads, construction of a pedestrian bridge to provide access across the Brazos River, development of a new marina, the relocation of sewer and electric transmission lines, and water, sewer and drainage facilities.

McLane Stadium was built on a 93-acre site at the intersection of Interstate 35, one of the nation's busiest highways, and the Brazos River, the longest waterway in the state of Texas. The stadium has the flexibility to expand to 55,000, and features a bridge crossing the Brazos connecting the stadium to the campus.

The contractor for the McLane Stadium project was a partnership between Austin Commercial-Flintco LLC. The companies have worked on such Big 12 football facilities as Oklahoma State's Boone Pickens Stadium, Oklahoma's Gaylord Family Memorial Stadium and TCU's Amon G. Carter Stadium. The architect for the project was Kansas City, Mo.-based Populous, which has designed several stadiums, including Yankee Stadium and the football stadium at the University of Minnesota.

### The Site

- 93 Acres
- 2,150 on-site parking
- Master plan for year-round site use
- 334 tailgating spots, including 256 with power and cable
- 18 boat slips for sailgating on the Brazos River
- View from I-35 by over 42 million annually
- Umphrey Pedestrian Bridge connecting to campus

### The Stadium

- Seats a capacity crowd of 45,140
- Future expansion plan to 55,000
- Six founder's suites
- 36 suites
- 79 Loge boxes
- 1,200 outdoor club seat
- 200 concession points of sale and five retail stores
- 10 elevators and four escalators
- 3,164 tons of structural steel
- 860,000 total gross square feet
- 39 exterior steel columns
- Baylor lockerroom is 50 yards long and 17 yards wide
- Multiple function rooms available year round
- Shaded, open concourses with direct views to field
- 147,000 square-foot canopy shades approximately 45-55 percent of seats throughout day

The 2013 season was Baylor's 64th and final year of football at the 50,000-seat Floyd Casey Stadium. BU closed its run at the facility by winning its first Big 12 championship with a 30-10 victory over No. 23 Texas in the final game of the regular season.

Originally named Baylor Stadium, the structure was built in 1950 after a bond sales program raised \$1.5 million for construction costs. The first game played in the new stadium was Sept. 30, 1950, a 34-7 Baylor victory over Houston.

In 1989, the stadium was renamed Floyd Casey Stadium after long-time University supporter and trustee Carl B. Casey and his wife Thelma contributed \$5 million of an \$8 million renovation project in honor of his father Floyd (the name change was officially announced at halftime of the 1988 Homecoming game).

Prior to the building of Baylor Stadium in 1950, several playing sites were used by the Bears. Baylor's first football squad took the field in 1899, but no records are available to prove where it played. Old newspaper clippings and yearbook articles only indicate the first three seasons were played on an extremely rough field close to the school.

From 1902 to 1925, with the exception of 1906 when football was banned on campus because it was deemed too violent, the Bears played most of their games at Carroll Field, an on-campus facility (an unknown number of games were also played at the old Cotton Palace during this period).

The Bears played at the Cotton Palace from 1926-29 before returning to Carroll Field from 1930-35. The team moved off the main campus for good in 1936 when it began calling the newly built Waco Stadium home.

Waco Stadium was renamed Municipal Stadium in 1942, and it was where Baylor played through 1949 except for a break from 1943-44 because of the war effort.

### BAYLOR'S HOME STADIUMS

STADIUM (YEARS)	GAMES	W	L	T	PCT
Unknown Sites (1899-1901)	14	10	3	1	.750
Carroll Field (1902-25*, 1930-35)	169	99	54	16	.633
Cotton Palace (1926-29)	27	18	8	1	.685
Municipal Stadium (1936-49#)	51	33	14	4	.686
Floyd Casey Stadium (1950-2013)	342	191	146	5	.566
McLane Stadium (2014-present)	54	36	18	0	.667
<b>TOTALS (116 Seasons)</b>	<b>646</b>	<b>379</b>	<b>240</b>	<b>27</b>	<b>.608</b>

#### NOTES

\* — some games during this period played at the Cotton Palace; Baylor did not field a team in 1906  
# — Baylor did not field teams in 1943 or 1944 (World War II)

### FLOYD CASEY STADIUM ATTENDANCE RECORDS

<b>SEASON (SEVEN GAMES)</b>	321,639 — 2013 [45,948 avg.]
<b>SEASON (SIX GAMES)</b>	247,165 — 2012 [41,194 avg.]
<b>SEASON (FIVE GAMES)</b>	205,900 — 1975 [41,180 avg.]
<b>SEASON (FOUR GAMES)</b>	148,000 — 1978 [37,000 avg.]

### MCLANE STADIUM ATTENDANCE RECORDS

<b>SEASON (SIX GAMES)</b>	280,257 — 2014 [46,710 avg.]
<b>SEASON (SEVEN GAMES)</b>	318,621 — 2019 [45,517 avg.]



# STADIUM HISTORIES

## YEARLY HOME STADIUM ATTENDANCE 1950-PRES.

YEAR	G	TOTAL	AVG.	RECORD
1950	5	*114,000	*28,500	4-1
1951	5	134,000	26,800	4-1
1952	5	**48,000	**24,000	3-2
1953	5	117,000	23,400	4-1
1954	5	133,000	26,600	4-1
1955	5	141,000	28,200	2-3
1956	4	103,700	25,925	3-1
1957	5	116,000	23,200	2-3
1958	5	120,000	24,000	1-4
1959	4	95,000	23,750	1-3
1960	5	172,000	34,400	4-1
1961	5	124,000	24,800	4-1
1962	5	122,000	24,000	2-3
1963	5	133,000	26,600	4-1
1964	5	133,876	26,775	3-2
1965	4	107,246	26,812	2-2
1966	5	148,208	29,642	2-3
1967	4	97,000	24,250	1-2-1
1968	4	106,213	26,553	3-1
1969	4	75,000	25,000	0-4
1970	5	138,000	27,600	1-4
1971	4	115,500	28,875	1-3
1972	5	167,394	33,479	3-2
1973	5	156,257	31,251	1-4
1974	5	202,800	40,560	4-1
1975	5	205,900	41-180	2-2-1
1976	5	190,400	38,080	3-1-1
1977	7	221,450	31,636	5-2
1978	4	148,000	37,000	1-3
1979	5	202,550	40,510	5-0
1980	6	229,500	38,250	5-1
1981	6	197,000	32,833	4-2
1982	5	165,750	33,150	2-2-1
1983	6	192,926	32,154	4-1-1
1984	5	163,900	32,780	2-3
1985	5	190,006	38,001	5-0
1986	6	223,900	37,317	4-2
1987	6	182,115	30,353	4-2
1988	5	153,092	30,618	3-2
1989	5	168,961	33,792	3-2
1990	5	186,767	37,353	3-2
1991	6	240,367	40,061	3-3
1992	7	226,522	32,360	5-2
1993	5	171,910	34,382	3-2
1994	5	180,238	36,048	4-1
1995	5	202,707	40,541	3-2
1996	5	180,970	36,194	2-3
1997	5	187,713	37,543	1-4
1998	5	168,485	33,697	2-3
1999	6	175,013	29,169	1-5
2000	6	173,462	28,910	1-5
2001	7	214,206	30,601	3-4
2002	6	168,110	28,018	3-3
2003	7	208,960	29,851	3-4
2004	6	183,518	30,586	3-3
2005	5	194,493	38,899	2-3
2006	7	259,559	37,080	3-4
2007	6	206,266	34,378	2-4
2008	7	238,870	34,124	4-3
2009	6	217,837	36,306	2-4
2010	6	240,259	40,043	4-2
2011	7	289,574	41,368	7-0
2012	6	247,165	41,194	5-1
2013	7	321,639	45,948	7-0
2014	6	280,257	46,710	6-0
2015	6	276,960	46,160	4-2
2016	6	275,029	45,838	4-2
2017	6	262,978	43,830	0-6
2018	6	248,017	41,336	4-2
2019	7	318,621	45,517	6-1
2020	4	46,668	11,667	2-2
2021	7	313,102	44,729	7-0
2022	6	272,779	45,463	3-3

[Editor's Note: missing attendance figures for one game in 1950, four in 1952]

## SINGLE-GAME ATTENDANCE

HOME STADIUMS SINCE 1950				
ATT.	DATE	OPPONENT	SCORE	RESULT
1. 51,728	Dec. 7, 2013	Texas	20-10	W
2. 51,385	Oct. 29, 2006	Texas A&M	21-31	L
3. 51,218	Oct. 21, 1995	Texas A&M	9-24	L
4. 51,200	Oct. 26, 1974	Texas A&M	0-20	L
5. 50,537	Nov. 7, 2013	Oklahoma	41-12	W
6. 50,267	Oct. 19, 1991	Texas	12-34	L
7. 50,223	Nov. 16, 2019	Oklahoma	31-34	L
8. 50,000	Nov. 5, 1960	Texas	7-12	L
9. 49,875	Nov. 14, 2015	Oklahoma	34-44	L
10. 49,500	Oct. 27, 1956	Texas A&M	13-19	L
11. 49,109	Nov. 23, 2019	Texas	24-10	W
12. 48,756	Oct. 19, 1985	Texas A&M	20-15	W
13. 48,500	Sept. 15, 1979	Texas A&M	17-7	W
14. 48,500	Nov. 22, 1980	Texas	16-0	W
15. 48,394	Nov. 11, 1972	Texas	3-17	L
16. 48,129	Nov. 5, 2016	TCU	22-62	L
17. 48,093	Dec. 5, 2015	Texas	17-23	L
18. 48,016	Oct. 16, 2021	BYU	38-24	W
19. 47,979	Oct. 1, 2022	Oklahoma State	36-25	L
20. 47,934	Dec. 6, 2014	Kansas State	38-27	W
20. 47,900	Nov. 6, 1976	Arkansas	7-7	T

## ALL SITES

ATT.	DATE	OPPONENT	SCORE	RESULT
1. 106,041	Sept. 20, 1997	at Michigan	3-38	L
2. 104,248	Sept. 27, 1975	at Michigan	14-14	T
3. 101,353	Oct. 20, 2012	at Texas	50-56	L
4. 100,452	Oct. 30, 2010	at Texas	30-22	W
5. 97,822	Oct. 29, 2016	at Texas	34-35	L
6. 97,715	Nov. 8, 2008	at Texas	21-45	L
7. 93,882	Oct. 13, 2018	at Texas	17-23	L
8. 93,727	Oct. 4, 2014	at Texas	28-7	W
9. 88,966	Oct. 14, 2006	at Texas	31-63	L
10. 88,622	Sept. 11, 1982	at Ohio State	14-21	L

## SEASON ATTENDANCE

### TOTAL ATTENDANCE (HOME GAMES ONLY)

ATT.	YEAR	G	AVG.
1. 321,639	2013	7	45,948
2. 318,621	2019	7	45,517
3. 313,102	2021	7	44,729
4. 289,574	2011	7	41,368
5. 280,257	2014	6	46,710
6. 276,960	2015	6	46,160
7. 275,029	2016	6	45,838
8. 272,779	2022	6	45,463
9. 262,978	2017	6	43,830
10. 259,559	2006	7	37,080

### TOTAL ATTENDANCE (ALL GAMES)

ATT.	YEAR	G	AVG.
1. 679,202	2012	13	52,246
2. 677,938	2022	13	52,149
3. 644,852	2013	13	49,604
4. 635,482	2021	14	45,392
5. 633,130	2019	14	45,224
6. 596,280	2014	13	45,868
7. 591,841	2009	12	49,320
8. 586,218	2016	13	45,094
9. 577,589	2018	13	44,430
10. 564,109	2008	12	47,009

### AVERAGE ATTENDANCE (HOME GAMES ONLY)

AVG.	YEAR	G	ATT.
1. 46,710	2014	6	280,257
2. 46,160	2015	6	276,960
3. 45,948	2013	7	321,639
4. 45,838	2016	6	275,029
5. 45,517	2019	7	318,621
6. 45,463	2022	6	272,779
7. 44,729	2021	7	313,102
8. 43,830	2017	6	262,978
9. 41,368	2011	7	289,574
10. 41,336	2018	6	248,017

## STADIUM HISTORIES

## TEAM

## RUSHING YARDS

**Most:** 641 — by Nebraska, Oct. 13, 2001 [73 att.]

**Baylor:** 476 — vs. West Virginia, Oct. 5, 2013 [61 att.]

## PASSING YARDS

**Most:** 580 — by Texas Tech, Nov. 8, 2003 [44 comp., 64 att.]

**Baylor:** 510 — vs. TCU, Oct. 11, 2014 [34 comp., 45 att.]

## YARDS OF TOTAL OFFENSE

872 — by Baylor, vs. West Virginia, Oct. 5, 2013

## FIRST DOWNS

39 — three times; by Baylor vs. Rice, Sept. 26, 2015; by Baylor, vs. TCU, Oct. 11, 2014

## FEWEST RUSHING YARDS ALLOWED

(-48) — by Oklahoma, Nov. 18, 2006 [20 att.]

**Baylor:** (-3) — vs. New Mexico, Nov. 3, 1984 [43 att.]

## FEWEST PASSING YARDS ALLOWED

0 — by Baylor, vs. Texas A&M, Oct. 22, 1960 [8 att.]

## FEWEST YARDS OF TOTAL OFFENSE ALLOWED

50 — by Baylor, vs. UNLV, Sept. 3, 1988 [45 att.]

## FEWEST FIRST DOWNS ALLOWED

2 — by Baylor, vs. UNLV, Sept. 3, 1988

## INTERCEPTIONS THROWN

**Most:** 6 — twice, most recently by Texas, Nov. 25, 1978 [30 att.]

**Baylor:** 6 — vs. Arkansas, Oct. 9, 1965 [23 att.]

## PENALTIES

**Most:** 20 — by Northwestern State, Sept. 9, 2006 [139 yards]

**Baylor:** 16 — twice, most-recently vs. SMU, Oct. 9, 1976 [126 yards]

## TURNOVERS

10 — by Baylor, vs. Arkansas, Oct. 11, 1975 [8 fumbles lost, 2 interceptions]

## INDIVIDUAL

## RUSHING

## ATTEMPTS

37 — Rashad Armstrong, Baylor, vs. Colorado, Oct. 4, 2003 [166 yards]

## YARDS

**Most:** 271 — Dickey Morton, Arkansas, Oct. 13, 1973 [28 att.]

**Baylor:** 250 — Jay Finley, vs. Kansas State, Oct. 23, 2010 [26 att.]

## TOUCHDOWNS

5 — Jonathan Golden, Baylor, vs. Samford, Sept. 7, 2002 [19 att.]; Kyle Hicks, TCU, Nov. 5, 2016

## LONGEST RUN

**Play:** 99 — Abdul Adams, Oklahoma, Sept. 23, 2017 [TD]

**Baylor:** 82 — Jay Finley, vs. Kansas State, Oct. 23, 2010

## PASSING

## ATTEMPTS

**Most:** 68 — David Klingler, Houston, Oct. 6, 1990 [25 comp.]

**Baylor:** 60 — Blake Szymanski, vs. Colorado, Oct. 6, 2007 [36 comp.]

## COMPLETIONS

**Most:** 44 — Stephen Calvert, Liberty, Nov. 2, 2017 [60 att.]

**Baylor:** 36 — Blake Szymanski, vs. Colorado, Oct. 6, 2007 [60 att.]

## YARDS

510 — Bryce Petty, Baylor, vs. TCU, Oct. 11, 2014 [34 comp. 55 att.]

## TOUCHDOWNS

**Most:** 7 — B.J. Symons, Texas Tech, Nov. 8, 2003

**Baylor:** 6 — 3 times; Seth Russell, vs. Rice, Sept. 26, 2015; Bryce Petty, vs. TCU, Oct. 11, 2014; Blake Szymanski, vs. Rice, Sept. 8, 2007.

## LONGEST PASS

94 — Robert Griffin III to Josh Gordon, Baylor, vs. Kansas, Oct. 2, 2010 [TD]

## RECEIVING

## RECEPTIONS

**Most:** 14 — two times, Sterling Shepard, Oklahoma, Nov. 14, 2015 [177 yards]; Tyler Lockett, Kansas State, Dec. 6, 2014 [158 yards]

**Baylor:** 12 — two times; Kendall Wright, vs. TCU, Sept. 2, 2012 [121 yards]; Dominique Zeigler, vs. Texas A&M, Oct. 30, 2004 [121 yards]

## YARDS

223 — KD Cannon, Baylor, vs. Northwestern State, Sept. 6, 2014 [6 rec.]

## TOUCHDOWNS

**Most:** 4 — Emmanuel Tolbert, SMU, Oct. 14, 1978 [13 rec.]

**Baylor:** 4 — Corey Coleman, vs. Lamar, Sept. 12, 2015 [6 rec.]

## TOTAL OFFENSE

## ATTEMPTS

**Most:** 67 — David Klingler, Houston, Oct. 6, 1990 [404 yards]

**Baylor:** 65 — Bryce Petty vs. TCU, Oct. 11, 2014 [533 yards]

## YARDS

551 — Robert Griffin III vs. Oklahoma, Nov. 19, 2011 [52 att.]

## ALL-PURPOSE

## YARDS

**Most:** 271 — Dickey Morton, Arkansas, Oct. 13, 1973 [28 att.]

**Baylor:** 250 — Jay Finley, vs. Kansas State, Oct. 23, 2010 [26 att.]

## LONGEST INTERCEPTION RETURN

95 — Howard Fields, Baylor, vs. TCU, Oct. 27, 1979 [TD]

## LONGEST KICKOFF RETURN

100; four times,

most recently Trestan Ebner, Baylor, vs. Kansas, Sept. 26, 2020 [TD]

## LONGEST PUNT RETURN

92 — Lawrence Elkins, Baylor, vs. TCU, Nov. 3, 1962 [TD]

## LONGEST FIELD GOAL

58 — Jeff Ireland, Baylor, vs. Rice, Oct. 12, 1991

## LONGEST PUNT

**Play:** 82 — Alan Lowery, Texas, Nov. 11, 1972

**Baylor:** 78 — Daniel Sepulveda, Baylor, vs. Kansas State, Sept. 30, 2006

## MISCELLANEOUS

## LARGEST CROWD

**Conference Game:** 51,728 — Texas, Dec. 7, 2013

**Non-Conference Game:** 46,300 — Auburn, Sept. 20, 1975

## HOME GAMES WON

**Most:** 7 — 2011, 2013, 2021

**Fewest:** 0 — 1969, 2017

## HOME GAMES LOST

**Most:** 6 — 2017

## PERFECT HOME SEASONS

6 — (5-0 in 1979, 1985; 6-0 in 2014; 7-0 in 2011, 2013, 2021)

## WINNING HOME SEASONS

40 — (last in 2021, 7-0)

## NON-LOSING (500) HOME SEASONS

8 — (last in 2021, 7-0)

## LOSING HOME SEASONS

25 — (last in 2017, 0-6)

## HOME GAMES, SEASON

**Most:** 7; 10 times (1977, 1992, 2001, 2003, 2006, 2008, 2011, 2013, 2019, 2021)

**Fewest:** 4; nine times (1956, 1959, 1965, 1967, 1968, 1969, 1971, 1978, 2020)

## LARGEST MARGIN OF VICTORY

**Conference:** 64; vs. Iowa State, Oct. 19, 2013 (71-7)

**Non-Conference:** 66; vs. Wofford, Aug. 31, 2013 (69-3)

## LARGEST MARGIN OF DEFEAT

**Conference:** 62; by Texas, Sept. 25, 1999 (0-62) and Nov. 5, 2005 (0-62)

**Non-Conference:** 33; by Kansas State (15-48), Sept. 20, 1969

## MOST POINTS, BAYLOR

**Quarter:** 35; vs. ULM, Sept. 21, 2013 (2nd)

**Half:** 56; vs. Buffalo, Sept. 7, 2013 (1st); vs. West Virginia, Oct. 5, 2013 (1st)

**Conference:** 71; vs. Iowa State, Oct. 19, 2013 (71-7)

**Non-Conference:** 70; four times, most recently vs. Rice, Sept. 26, 2015 (70-7)

## MOST POINTS, OPPONENT

**Quarter:** 28; seven times, most recently by TCU, Nov. 5, 2016 (2nd)

**Half:** 49; by Texas Tech, Oct. 27, 2001 (1st)

**Conference:** 63; by Texas, Nov. 24, 1994 (35-63); by Texas Tech, Oct. 27, 2001 (19-63)

**Non-Conference:** 57; by Colorado, Sept. 12, 1992 (38-57)

## MOST POINTS, COMBINED

**Conference:** 119; Baylor (61) vs. TCU (58), Oct. 11, 2014

**Non-Conference:** 98; Baylor (50) vs. TCU (48), Sept. 2, 2011

## LONGEST STREAK, BAYLOR

**Winning:** 20; 2012-2015, ended vs. Oklahoma, Nov. 14, 2015

**Losing:** 8; Nov. 5, 2016-Nov. 18, 2017

# BAYLOR ATHLETICS HALL OF FAME

**Baylor's Athletic Hall of Fame was organized in 1960 to recognize and honor persons whose participation and contributions enriched and strengthened the University's athletic program. All potential candidates are eligible for the hall of fame 10 years after the completion of their eligibility.**

- Abercrombie, Walter (FB '78-81) - 1992  
 Adickes, Mark (FB '79, '81-83) - 1996  
 Adkins, Herbert (FB '59-61) - 2011  
 Alcorn, Jeremy (MG '03-07) - 2022  
 Anderson, Alfred (FB '80-83) - 1997  
 Arreaga, Johnny (MG '58-60) - 2003  
 Athey, Bill (FB '50-52) - 1987  
 Aulenbacher-Heinz, Karen (WBB-SB '75-78) - 1997  
 Barnes, Taylor (VB '06-09) - 2022  
 Barnett, J. C. "Abe"  
 (MBB '32-34, BB '32-34, TR '33, FB '33) - 1984  
 Baxter, Gary (FB '97-00) - 2018  
 Becker, Benjamin (MTEN '02-03) - 2017  
 Benson, Charles (FB '79-82) - 2009  
 Berry, Ray (FB '86) - 2005  
 Black, Terry (MBB '99-01) - 2015  
 Blackmon, Robert (FB '86-89) - 2003  
 Blackmon, Steffanie (WBB '02-05) - 2017  
 Blalock, W. Russel (FB '20-22) - 1965  
 Bonner, Melvin (FB, '89-92) - 2007  
 Bowers-Smith, Stacey (TR '96-99) - 2009  
 Bowman, Tommy (MBB '68-70) - 1999  
 Boyd, Sam B. (FB '36-38) - 1962  
 Brabham, Danny (TR '70-73) - 1991  
 Bradley, Walter D. "Bunk" (MBB '33-35) - 1999  
 Bradshaw, Charles (FB '56-57) - 1973  
 Bradshaw, Wesley Walker (FB '21-22) - 1961  
 Branch, Aundre (MBB '92-95) - 2016  
 Brandenburg, Carol Reeves (WBB '73-77) - 2006  
 Breyfogle, Anna (VB '06-09) - 2020  
 Bridgers, John (FB Coach, '59-68) - 1994  
 Bridges, Frank B. (FB Coach '20-25) - 1967  
 Broosova, Lenka (WTEN '06-10) - 2020  
 Bruce, Aaron (MBB '05-08)  
 Bull, Ronnie (FB '59-61) - 1976  
 Burch, J.B. "Barney" (FB 25) - 1967  
 Burk, Adrian (FB '47-49) - 1970  
 Burns, Ronald (FB '74-77) - 2002  
 Caldwell, Willie (TR '82-85) - 2003  
 Cameron, Molly (SOC '96-00) - 2015  
 Campbell, Dave (SportsWriter '42-'21) - 2004  
 Carlson, Cody (FB '83-86) - 2000  
 Carter, Demond "Tweety" (MBB '07-10) - 2022  
 Casner, Ken (FB '49-51) - 1981  
 Coates, Sam (FB '24-26) - 1968  
 Coker, Burl (BB '75-78) - 1998  
 Collins, Mark (TR '75-78) - 1989  
 Combs, Pat (BB '87-88) - 2012  
 Connally, Fritz (BB '77-80) - 1996  
 Connally, Wayne (BB-MBB '53-56) - 1979  
 Coody, Jerry (FB '51-53) - 1985  
 Cooper, Todd (TR '82-85) - 2020  
 Cotton, Ray Stone (FB-TR '45-46) - 1978  
 Coutts, Brandon (TR '98-01) - 2013  
 Cox, T.C. "Skip" (Trainer '73-84, Administrator '84-91) - 2010  
 Crawford, Marty (BB '93-96) - 2008  
 Creasey, Pete (MBB-TR '38-40) - 1992  
 Crockett, Ray (FB '85-88) - 2008  
 Crockrom, Danielle (WBB '98-02) - 2015  
 Crow, Floyd "Uncle Jim" (Coach '20-65) - 1960  
 Curry, Stan (TR '67-69) - 2023  
 Davidson, Cotton (FB '51-53) - 1982  
 Davis, Bruce (FB '83) - 2005  
 Davis-Stinnett, Maggie (WBB '86-89, '90-91) - 2001  
 Dawson, Carroll (MBB '58-60, Coach '64-73) - 1998  
 Diene, Mamadou (MBB '06-09)  
 Ditta, Frank (FB '78-80) - 2009  
 Dorsch, Benedikt (MT '02-05) - 2015  
 Dotson, Santana (FB '88-91) - 2004  
 Dugat, Henry (MBB '06-09)  
 Dupre, L. G. "Long Gone" (FB '52-54) - 1981  
 Edwards, Bennett "Monk" (FB '36-39) - 1972  
 Eikenberg, Babette Metcalf (WBB '78) - 2005  
 Elkins, Lawrence (FB '62-64) - 1976  
 Eppers, Suzie Snider (WBB '74-77, TR '74-77) - 1987  
 Ernstrom, Karin (TR-XC '97-00) - 2012  
 Everett, Thomas (FB '83-86) - 1998  
 Fallen, Olga (WBB Coach '74-79, SB Coach '79) - 1999  
 Fallon, Frank (Broadcaster '53-95) - 1995  
 Field, Doak (FB '77-80) - 2022  
 Fields, Glynn (TR '63) - 2005  
 Forsythe, Sandy (TR '82-86) - 2023  
 Foundation, The (Group Induction) - 2021  
 Fouts, Theron Judson (FB '15-16) - 1962  
 Francis, James (FB '86-89) - 2001  
 Francis, Ron (FB '82-86) - 2017  
 Frazier, Earl C. "Mule" (TR '19, '22-24) - 1963  
 Freeze, C. P. "Jake" (BB '23-25) - 1979  
 Galloway, Gale (FB '49-51) - 1980  
 Garvin, Rex (TR '63-65) - 2010  
 Gatewood, Larry (MBB '68-70) - 2012  
 Gatewood, Lester "Buddy" (FB '40-42) - 1966  
 Geis, Sally (XC '90-93) - 2008  
 Gentry, Dennis (FB '79-81) - 2002  
 Glass, Bill (FB '55-57) - 1969  
 Goebel, Brad (FB '87-90) - 2020  
 Goodwin, Ronnie (FB '60-63, BB '61-63) - 1977  
 Goree, Roger (FB '70-72) - 1983  
 Graves, George Berry Sr. (TR '29, MBB mgr. '30) - 2000  
 Greathouse, Dawn (SOC '97-00) - 2011  
 Green, Gary (FB '73-76) - 1989  
 Gremminger, Henry (FB '53-55) - 1971  
 Griffin III, Robert (FB '08-11) - 2022  
 Grimes, Randy (FB '80-82) - 2007  
 Harbour, Todd (TR '78-81) - 1992  
 Hardy, Darrell (MBB '65-67) - 1982  
 Harrell, O.M. "Slim" (BB, '10-12) - 1970  
 Harris, Fred "Red" (FB-MBB-BB-TR '29-31) - 1977  
 Hart, Clyde (TR '54-56) - 1983  
 Heathington, Don (MBB '48-50) - 1975  
 Henderson, R.E. (Coach '36-69) - 1966  
 Hickman, Larry (FB '55-57) - 1973  
 Hicks, Bill (FB '58-61, FB Coach '62-63, '69-81) - 2017  
 Hobby, Tim (MG '87-90) - 2018  
 Hollis, Billy (TR '58-60) - 2009  
 Hughes, Michael (FB '73-75) - 2006  
 Humphrey, Buddy (FB '56-58) - 2006  
 Iglehart-Summers, Quentin (TR '06-09) - 2022  
 Isbell, Larry (FB-BB '49-51) - 1975  
 Ison, J.D. (FB '47-49) - 1994  
 Jackson, Jeff (TR '93-96) - 2017  
 James, Frank (FB '31-33) - 1988  
 Jeffrey, James (FB '47-51) - 1971  
 Jeffrey, Jay (FB '80-81, BB '81-82) - 2009  
 Jeffrey, Neal (FB '72-74) - 1985  
 Jennings, Jason (BB '97-99) - 2009  
 Jennings, Morley (FB Coach, '26-40) - 1965  
 Jerrells, Curtis (MBB '06-09)  
 Joe, J.J. (FB '90-93) - 2006  
 Johnson, Gary Don (FB '75-79) - 2011  
 Johnson, Michael (TR '87-90) - 2000  
 Johnson, Vinnie (MBB '78-79) - 1991  
 Jones, Bentley (FB '46-48) - 2016  
 Jones, Bobby (FB '54-56) - 1983  
 Jooste, Johann (MT '97-00) - 2012  
 Kafer, Gary (TR '72-75) - 2022  
 Kelley, Clyde "Abe" (FB '25, MBB '25-26) - 1963  
 Kent, Phillip (FB '73-74) - 1987  
 Kirkpatrick, Hubert (MBB '37-38) - 1993  
 Kamani, Bayano (TR '98-01) - 2015  
 Knoll, Matt (TN Coach '97-present) - 2008  
 Koch, Barton "Botchey" (FB '28-30) - 1961  
 Lake-Reichenstein, Chelsi (SB '04-07) - 2018  
 Lambert, Sheila (WBB '00-02) - 2013  
 Laurence, Donnie (FB '62-65, BB, '64-66) - 1993  
 Lee, Ronnie Bo (FB '75-78) - 2018  
 Luce, Darrell (FB '72-74) - 1990  
 Luckey, LaNita (WBB '88-92) - 2010  
 Ludy, Josh (BB '09-12) - 2022  
 Lukacs, Denes (MT '06-10) - 2023  
 Lummus, Jack (FB '39-40, BB '39-41) - 1984  
 Lyons, Teddy (BB '20-23) - 1960  
 Macko, Steve (BB '76-77) - 1988  
 Mallett, Jerry (MBB '55-57) - 1972  
 Maples, Bobby (FB '62-64) - 1980  
 Marcontell, Jerry C. (FB '55-57) - 2013  
 Marsh, Ed (FB '68-70) - 2015  
 McElroy, Vann (FB '78-81) - 1994  
 McNeil, Gerald (FB '80-83) - 1995  
 Melontree, Andrew (FB '78-79) - 2020  
 Menefee, Bill (MBB Coach '62-73, AD '80-91) - 1997  
 Middleton, Darryl (MBB '85-88) - 2010  
 Miller, Fred (FB '92-95) - 2010  
 Miller, Tony (TR '90-94) - 2011  
 Minor, Deon (TR '92-95) - 2006  
 Minter, Tommy (FB '59-61) - 1999  
 Monsees, Lisa Stone (TR '88-91) - 2003  
 Mosley, C. P. "Bubs" (FB Coach, '14-19) - 1964  
 Muecke, Tom (FB '82-85) - 2015  
 Mulkey, Kim (WBB Coach) - 2007  
 Muncy, Max (BB '10-12) - 2023  
 Murphy, David (BB '01-03) 2013  
 Nalepa, Natalie (TR '88-91) - 2002  
 Nash, E.R. "Bubba" (FB-MBB '22-24) - 1974  
 Nelson, R.C. "Bob" (FB '38-40) - 1966  
 Nelson, Yulanda (TR, '96-99) - 2014  
 Nunley, Pat (MBB '77-81, broadcaster '82-23) - 2023  
 Palmer, Pinkie (FB '66-68) - 2013  
 Parekh, Jahnavi (WT '99-01) - 2016  
 Parker, Buddy (FB '48-50, BB '49-51) - 1986  
 Patterson, J.W. "Bullet Bill" (FB '36-38) - 1963  
 Patterson, Jack (TR Coach '56-62; AD '71-80) - 1980  
 Payne, Bill (TR '87-91) - 2017  
 Perlman, Jon (BB '76-79) - 2016  
 Pierre, Raymond (TR '86-89) - 2002  
 Pilgrim, Lynnell Pyron (WBB '75-77) - 2004  
 Pipes, Greg (FB '65-67) - 1986  
 Pittman, B.J. (FB '19-22) - 1964  
 Pittman, Ralph (FB '22-24) - 1964  
 Poerschke, Lars (MTEN, '04-08) - 2020  
 Polk, Elisha (VB '96-99) - 2018  
 Prestridge, Luke (BB FB, '79) - 2005  
 Quesberry, Ken (FB '73-75) - 2023  
 Randle, Ervin (FB '81-84) - 2012  
 Reagan, Brette (SB '06-09) - 2020  
 Riley, Harold (FB '47-51) - 1978  
 Robinson, Adrian (FB, '93-95) - 2014  
 Robinson, Robert Jackson (MBB '46-48) - 1963  
 Robinson, Thomas P. (FB '07-10, BB '08-11) - 1964  
 Rogers, Kevin (MBB '06-09)  
 Russell, Jack (FB '40-41) - 1985  
 Russell, Lloyd O. (FB '34-36) - 1962  
 Sauer, George (FB Coach '50-55) - 1994  
 Saunders, Courtney (SOC '96-99) - 2012  
 Schroeder, Dutch (BB '48-49, BB coach '62-73) - 2000  
 Schulz, Aubrey (FB '73-74) - 1995  
 Sepulveda, Daniel (FB '03-06) - 2016  
 Shofner, Del (FB '54-56) - 1970  
 Shoppach, Kelly (BB '99-01) - 2011  
 Sims, George "Gabby" (FB '45-48) - 1995  
 Sims, Mike (ATC '75-17) - 2018  
 Singletary, Mike (FB '77-80) - 1991  
 Sisco, Jack Jr. (FB '50-52) - 1996  
 Sisco, Robert D. "Jack" Sr. (FB '24-25) - 1962  
 Sivertson, Cory (VB '91-94) - 2007  
 Skinner, Brian (MBB '95-98) - 2013  
 Smith, James Ray (FB '52-54) - 1968  
 Smith, Jason (FB '05-08) - 2020  
 Smith, Steve (BB '82-83) - 2006  
 Smalley, Roy Lee (TR '60-62) - 2008  
 SoRelle, Boyd "Jelly" (MBB-BB, '35-38) - 1981  
 Stanton, Tom (MBB '70-72, BB '72-73, AD '96-03) - 2008  
 Stevens, Richard (FB, '67-69) - 2014  
 Stovall, J.D. (TR, '25-27) - 1969  
 Strickland, Bennie (FB '23-25) - 1963  
 Strickland, F. B. Sr. (FB '19-22, BB '20-21) - 1997  
 Strickland, Raymond (MBB & TR '30-32, BB '32) - 2001  
 Sullivan, Mickey (FB '51-53, BB '52-54) - 1982  
 Tanner, John S. (FB '20-22) - 1967  
 Teaff, Grant (FB Coach, '72-92) - 1993  
 Teagle, Terry (MBB '79-82) - 1993  
 Thompson, Ricky (TR '73-'76, FB '74-75) - 1992  
 Tinsley, R. P. "Buddy" (FB '47-48) - 1988  
 Tinsley, Richard (MBB '59-61) - 2004  
 Topolski, Jon (BSB, '96-99) - 2014  
 Townsend, Tiffany (TR '08-11) - 2023  
 Trippet, Dr. H. H. (Team Doctor '35-71) - 1998  
 Trull, Don (FB '60-63) - 1975  
 Turner, Jim (MBB '66-68) - 1996  
 Uhlaender, Ted (BSB, '59-61) - 2014  
 Vickrey, Raymond L. (TR '54-56) - 2002  
 Vitek, Cristin (SB '02-05) - 2016  
 Walker, Homer "Bear" (FB-TR '22-24) - 1976  
 Walker, Jimmy (MG '97-01) - 2015  
 Walton, J.D. (FB '07-09) - 2023  
 Wariner, Jeremy (TR '03-04) - 2014  
 Washing, Jennifer Jordan (TR '95-98) - 2017  
 Welch, Michael (FB '86-90) - 2002  
 Wells, Kip (BB '96-98) - 2010  
 Wells, Stone "Red" (FB-MBB-BB '28-30) - 1974  
 Wesley, David (MBB '90-92) - 2007  
 White, Ed (TN '54-56) - 2007  
 Willhite, Melanie Hagewood (WG '99-03) - 2017  
 Williams, Micheal (MBB '85-88) - 2001  
 Williams, Stan (FB '47-50) - 1972  
 Williamson, Darold (TR '02-05) - 2016  
 Williamson, Roy C. (FB '22-24) - 1969  
 Wilson, Howard "Yank" (FB '16-19) - 1964  
 Wilson, Jack (FB '39-41) - 1968  
 Wilson, Jake (FB-TR-BB '27-30) - 1971  
 Witcher, Dr. S. L. (FB-MBB '28-31) - 1977  
 Wolf, Ralph R. (BB Coach '27-41) - 1962  
 Young, Paula (SB-WBB '76-80, SB coach '82-88 & '96-00, WG coach '88-95) - 2011  
 Young, (Malcolm) Sophia (WBB '02-06) - 2016  
 Zemenova, Zuzana (WTEN '04-08) - 2018

# INDIVIDUAL RECORDS

Editor's Note: All records since 1947 unless otherwise noted.

## RUSHING

### ATTEMPTS

#### GAME

42 — Terrance Ganaway vs. Texas Tech, 2011 [246 yards]

#### SEASON

267 — Steve Beaird, 1974 [1,104 yards]

#### CAREER

732 — Walter Abercrombie, 1978-81 [3,665 yards]

### YARDS

#### GAME

299 — Johnny Jefferson vs. North Carolina, 2015 [23 att.]

#### SEASON

1,621 — Abram Smith, 2021 [257 att.]

**Freshman:** 972 — Richard Reese, 2022 [198 att.]

**Sophomore:** 1,293 — Shock Linwood, 2014 [251 att.]

**Junior:** 1,187 — Walter Abercrombie, 1980 [229 att.]

**Senior:** 1,621 — Abram Smith, 2021 [257 att.]

**Quarterback:** 843 — Robert Griffin III, 2008 [173 att.]

#### CAREER

4,213 — Shock Linwood, 2013-16 [713 att.]

#### CAREER (TWO SEASONS)

2,189 — Lache Seastrunk, 2012-13 [289 att.]

### YARDS PER ATTEMPT

#### GAME (MIN. 5 ATTEMPTS)

20.50 — Del Shofner vs. Texas, 1956

[6 for 123 yards]

#### GAME (MIN. 10 ATTEMPTS)

20.45 — Robert Griffin III vs. Washington State, 2008

[11 for 225 yards]

#### GAME (MIN. 15 ATTEMPTS)

10.89 — Walter Abercrombie at Texas A&M, 1978

[19 for 207 yards]

#### GAME (MIN. 20 ATTEMPTS)

10.50 — Jerod Douglas vs. Texas, 1994 [20 for 210 yards]

#### GAME (MIN. 25 ATTEMPTS)

9.62 — Jay Finley vs. Kansas State, 2010 [26 for 250 yards]

#### SEASON (MIN. 75 ATTEMPTS)

7.73 — Lache Seastrunk, 2012 [131 for 1,012 yards]

#### SEASON (MIN. 125 ATTEMPTS)

7.73 — Lache Seastrunk, 2012 [131 for 1,012 yards]

#### CAREER (MIN. 200 ATTEMPTS)

7.57 — Lache Seastrunk, 2012-13 [289 for 2,189 yards]

#### CAREER (MIN. 300 ATTEMPTS)

5.91 — Shock Linwood, 2013-16 [713 for 4,213 yards]

#### CAREER (MIN. 400 ATTEMPTS)

5.91 — Shock Linwood, 2013-16 [713 for 4,213 yards]

### YARDS PER GAME

#### SEASON

119.00 — Terrance Ganaway, 2011 [1,547 in 13 games]

#### CAREER

94.00 — Walter Abercrombie, 1978-81 [3,665 in 39 games]

### 100-YARD GAMES

#### SEASON

9 — Abram Smith, 2021 [14 games]

**Quarterback:** 4 — Robert Griffin III, 2008 [12 games]

#### CAREER

19 — Walter Abercrombie, 1978-81 [39 games]

**Quarterback:** 7 — Robert Griffin III, 2008-11 [41 games]

### CONSECUTIVE 100-YARD GAMES

#### SEASON

4 — Lache Seastrunk, 2012; Lache Seastrunk, 2013; Shock Linwood, 2015; Abram Smith, 2021

#### CAREER

8 — Lache Seastrunk, 2012-13

### TOUCHDOWNS

#### GAME

5 — Jonathan Golden vs. Samford, 2002 [19 att.];

\* Terrance Ganaway vs. Washington, 2011 [21 att.]

**Quarterback:** 3 — Bryce Petty vs. UCF, 2013 [11 att.]

3 — Charlie Brewer vs. Texas Tech, 2019 [15 att.]

#### SEASON

21 — Terrance Ganaway, 2011 [250 att.]

**Quarterback:** 14 — Bryce Petty, 2013 [94 att.]

#### CAREER

36 — Shock Linwood, 2013-16 [713 att.]

**Quarterback:** 33 — Robert Griffin III, 2008-11 [528 att.]

\* — FBS Bowl record

## PASSING

### ATTEMPTS

#### GAME

63 — Charlie Brewer vs. Texas Tech, 2017 [43 comp.]

#### SEASON

464 — Nick Florence, 2012 [286 comp.]

#### CAREER

1,304 — Charlie Brewer, 2017-20 [828 comp.]

### CONSECUTIVE ATTEMPTS WITHOUT INT

#### GAME

60 — Charlie Brewer at Oklahoma, 2018

#### SEASON

229 — Bryce Petty [Oct. 5, 2013-Nov. 30, 2013]

#### CAREER

229 — Bryce Petty [Oct. 5, 2013-Nov. 30, 2013]

\* 209 — Robert Griffin III [Aug. 28, 2008-Nov. 1, 2008]

\* — NCAA record to start a career

### COMPLETIONS

#### GAME

43 — Charlie Brewer vs. Texas Tech, 2017 [63 att.]

#### SEASON

304 — Robert Griffin III, 2010 [454 att.]

#### CAREER

828 — Charlie Brewer, 2017-20 [1,304 att.]

### COMPLETION PERCENTAGE

#### GAME (MIN. 15 ATTEMPTS)

90.5 — Robert Griffin III vs. SFA, 2011 [19-of-21]

#### GAME (MIN. 20 ATTEMPTS)

90.5 — Robert Griffin III vs. SFA, 2011 [19-of-21]

#### GAME (MIN. 30 ATTEMPTS)

87.9 — Robert Griffin III vs. Rice, 2011 [29-of-33]

#### GAME (MIN. 40 ATTEMPTS)

85.0 — Bryce Petty vs. Kansas State, 2014 [34-of-40]

#### SEASON (MIN. 125 ATTEMPTS)

72.4 — Robert Griffin III, 2011 [291-of-402]

#### CAREER (MIN. 250 ATTEMPTS)

67.1 — Robert Griffin III, 2011 [800-of-1,192]

#### CAREER (MIN. 500 ATTEMPTS)

67.1 — Robert Griffin III, 2011 [800-of-1,192]

### YARDS

#### GAME

581 — Nick Florence at West Virginia, 2012 [29-of-47]

#### SEASON

4,309 — Nick Florence, 2012 [286-of-464]

**Freshman:** 2,178 — Brad Goebel, 1987 [158-of-305]

**Sophomore:** 3,501 — Robert Griffin III, 2010 [304-of-454]

**Junior:** 4,293 — Robert Griffin III, 2011 [291-of-402]

**Senior:** 4,309 — Nick Florence, 2012 [286-of-464]

#### CAREER

10,366 — Robert Griffin III, 2008-11 [800-of-1,192]

### TOUCHDOWNS

#### GAME

6 — Blake Szymanski vs. Rice, 2007 [46 att.]

6 — Bryce Petty vs. TCU, 2014 [55 att.]

6 — Seth Russell vs. Rice, 2015 [16 att.]

#### SEASON

37 — Robert Griffin III, 2011 [402 att.]

#### CAREER

78 — Robert Griffin III, 2008-11 [1,192 att.]

### CONSECUTIVE GAMES WITH TD PASS

#### SEASON

13 — Robert Griffin III, 2011; Bryce Petty, 2013

#### CAREER

25 — Bryce Petty, 2013-14 [Aug. 31, 2013-Jan. 1, 2015]

### INTERCEPTIONS

#### GAME

6 — Jay Jeffrey at Texas, 1981 [36 att.]

#### SEASON

23 — Terry Southall, 1966 [337 att.]

#### CAREER

45 — Terry Southall, 1964-66 [629 att.]

### 200-YARD GAMES

#### SEASON

13 — Bryce Petty, 2013 [13 games]

#### CAREER

29 — Robert Griffin III, 2008-11 [41 games]

### CONSECUTIVE GAMES

13 — Bryce Petty, 2013

### 300-YARD GAMES

#### SEASON

10 — Bryce Petty, 2013 [13 games]

#### CAREER

16 — Bryce Petty, 2011-14 [36 games]

### CONSECUTIVE GAMES

7 — Bryce Petty, 2013

### 400-YARD GAMES

#### SEASON

4 — Robert Griffin III, 2011 [13 games]

4 — Bryce Petty, 2014 [12 games]

#### CAREER

5 — Robert Griffin III, 2008-11 [41 games]

5 — Bryce Petty, 2011-14 [36 games]

### CONSECUTIVE GAMES

3 — Robert Griffin III, 2011



## INDIVIDUAL RECORDS

**RECEIVING****RECEPTIONS****GAME**

17 — Terrance Williams at West Virginia, 2012 [314 yards]

**SEASON**

108 — Kendall Wright, 2011 [1,663 yards]

**Freshman:** 58 — KD Cannon, 2014 [1,030 yards]

**Sophomore:** 66 — Kendall Wright, 2009 [740 yards]

**Junior:** 87 — KD Cannon, 2016 [1,215 yards]

**Senior:** 108 — Kendall Wright, 2011 [1,663 yards]

**CAREER**

302 — Kendall Wright, 2008-11 [4,004 yards]

**CONSECUTIVE GAMES WITH RECEPTION****SEASON**

14 — Tyquan Thornton, 2021

**CAREER**

50 — Kendall Wright [Aug. 28, 2008-Dec. 29, 2011]

**YARDS****GAME**

314 — Terrance Williams at West Virginia, 2012 [17 rec.]

**SEASON**

1,832 — Terrance Williams, 2012 [97 rec.]

**CAREER**

4,004 — Kendall Wright, 2008-11 [302 rec.]

**YARDS PER RECEPTION****SEASON (MIN. 20 RECEPTIONS)**

24.59 — Melvin Bonner, 1991 [34 for 836]

**CAREER (MIN. 50 RECEPTIONS)**

21.57 — Melvin Bonner, 1989-92 [92 for 1,984]

**TOUCHDOWNS****GAME**

4 — Corey Coleman vs. Lamar, 2015 [6 rec.]

**SEASON**

20 — Corey Coleman, 2015 [74 rec.]

**CAREER**

33 — Corey Coleman, 2013-15 [173 rec.]

**100-YARD GAMES****SEASON**

9 — Kendall Wright, 2011 [13 games]

**CAREER**

19 — Kendall Wright, 2008-11 [50 games]

**TOTAL OFFENSE****TOTAL PLAYS****GAME**

72 — Charlie Brewer vs. Texas Tech, 2017 [9 rush/63 pass]

**SEASON**

603 — twice, Robert Griffin III, 2010 [149 rush/454 pass];

Nick Florence, 2012 [139 rush/464 pass]

**CAREER**

1,756 — Charlie Brewer, 2017-20 [452 rush/1,304 pass]

**TOTAL YARDS****GAME**

575 — Nick Florence at West Virginia, 2012 [-6 rush/581 pass]

**SEASON**

4,992 — Robert Griffin III, 2011 [699 rush/4,293 pass]

**Freshman:** 2,934 — Robert Griffin III, 2008

[843 rush/2,091 pass]

**Sophomore:** 4,136 — Robert Griffin III, 2010

[635 rush/3,501 pass]

**Junior:** 4,992 — Robert Griffin III, 2011

[699 rush/4,293 pass]

**Senior:** 4,877 — Nick Florence, 2012 [568 rush/4,309 pass]

**CAREER**

12,620 — Robert Griffin III, 2008-11 [2,254 rush/10,366 pass]

**YARDS PER PLAY****SEASON**

8.87 — Bryce Petty, 2013 [4,409 in 497 plays]

**CAREER**

8.23 — Bryce Petty, 2011-14 [8,533 in 1,037 plays]

**TD RESPONSIBILITY (PASSING AND RUSHING)****GAME**

6 — five times, Blake Szymanski vs. Rice, 2007 [0 rush/6 pass];

Robert Griffin III vs. Rice, 2011 [1 rush/5 pass];

Nick Florence at West Virginia, 2012 [1 rush/5 pass];

Seth Russell vs. Northwestern St., 2014 [1 rush/5 pass];

Bryce Petty vs. TCU, 2014 [0 rush/6 pass]

**SEASON**

47 — Robert Griffin III, 2011 [10 rush/37 pass]

**CAREER**

111 — Robert Griffin III, 2008-11 [33 rush/78 pass]

**ALL-PURPOSE****ATTEMPTS****GAME**

42 — Terrance Ganaway vs. Texas Tech, 2011 [246 yards]

**SEASON**

289 — Steve Beaird, 1974 [1,327 yards]

**CAREER**

764 — Walter Abercrombie, 1978-81 [4,000 yards]

**NET YARDS****GAME**

314 — Terrance Williams at West Virginia, 2012 [17 att.]

**SEASON**

1,846 — Terrance Williams, 2012 [99 att.]

**CAREER**

4,693 — Terrance Williams, 2009-12 [271 att.]

**SCORING****POINTS SCORED****GAME**

36 — Jonathan Golden vs. Samford, 2002 [5 TD rush, 1 TD rec]

**SEASON**

132 — Terrance Ganaway, 2011 [22 TD]

**CAREER**

222 — Shock Linwood, 2013-16 [37 TD]

**POINTS SCORED, KICKING****GAME**

19 — Chris Callahan vs. TCU, 2014 [4 FG, 7 PAT]

**SEASON**

129 — Chris Callahan, 2014 [18 FG, 75 PAT]

**CAREER**

451 — Aaron Jones, 2010-13 [59 FG, 274 PAT]

**TOUCHDOWNS****GAME**

6 — Jonathan Golden vs. Samford, 2002

**SEASON**

22 — Terrance Ganaway, 2011

**CAREER**

37 — Shock Linwood, 2013-16

**FIELD GOALS MADE****LONGEST**

60 — Bubba Hicks at Rice, 1975

**GAME**

4 — eight times; last by Connor Martin vs. Oklahoma, 2017

**SEASON**

20 — Connor Martin, 2017 [24 att.]

**CAREER**

59 — Aaron Jones, 2010-13 [94 att.]

**FIELD GOALS ATTEMPTED****GAME**

5 — several times; last by Connor Martin vs. Oklahoma, 2017 [4 made]

**SEASON**

27 — Aaron Jones, 2010 [19 made]

27 — Aaron Jones, 2012 [16 made]

**CAREER**

94 — Aaron Jones, 2010-13 [59 made]

**FIELD GOAL PERCENTAGE****SEASON (MIN. 7 MADE)**

85.7 — Marty Jimmerson, 1984 [12-of-14]

**CAREER (MIN. 10 MADE)**

75.6 — John Mayers, 2018-22 [34-of-45]

**PAT KICKS MADE****GAME**

10 — Aaron Jones vs. Louisiana-Monroe, 2013 [10 att.]

10 — Chris Callahan vs. Rice, 2015 [10 att.]

**SEASON**

83 — Chris Callahan, 2015 [83 att.]

**CAREER**

274 — Aaron Jones, 2010-13 [278 att.]

**PAT KICKS ATTEMPTED****GAME**

10 — Aaron Jones vs. Louisiana-Monroe, 2013 [10 made]

10 — Chris Callahan vs. Rice, 2015 [10 made]

**SEASON**

83 — Chris Callahan, 2015 [83 made]

**CAREER**

278 — Aaron Jones, 2010-13 [274 made]

**PAT KICK PERCENTAGE****SEASON**

1.000 — 19 times, last by Isaiah Hankins, 2021 [57-of-57]

**CAREER (MIN. 35 MADE)**

1.000 — Matt Bryant, 1997-98 [42-of-42]

**CONSECUTIVE PAT KICKS MADE****SEASON**

83 — Chris Callahan, 2015

**CAREER**

189 — Aaron Jones, 2011-13

## INDIVIDUAL RECORDS

**PUNTING****PUNTS****GAME**

13 — Jack Price vs. SMU, 1947 (469 yards);  
Adam Stiles vs. Nebraska, 2001 (498 yards)

**SEASON**

88 — Ed Marsh, 1970 (3,556 yards)

**CAREER**

277 — Daniel Sepulveda, 2003-06 (12,531 yards)

**YARDS****PLAY**

90 — Ralph Pittman at SMU, 1923

**GAME**

498 — Adam Stiles vs. Nebraska, 2001 (13 punts)

**SEASON**

3,750 — Daniel Sepulveda, 2003 (87 punts)

**CAREER**

12,531 — Daniel Sepulveda, 2003-06 (277 punts)

**YARDS PER PUNT****GAME (MIN. 5 ATTEMPTS)**

57.20 — Buzzy Sawyer at BYU, 1984 (5 for 286 yards)

**GAME (MIN. 9 ATTEMPTS)**

52.11 — Daniel Sepulveda vs. K-State, 2006 (9 for 469 yards)

**SEASON (MIN. 40 ATTEMPTS)**

46.49 — Daniel Sepulveda, 2006 (66 for 3,068 yards)

**CAREER (MIN. 100 ATTEMPTS)**

\* 45.24 — Daniel Sepulveda, 2003-06 (277 for 12,531 yards)

\* — NCAA record

**50-PLUS-YARD PUNTS****GAME**

6 — Pete Rutter at Houston, 1989 (10 punts)

**SEASON**

26 — Daniel Sepulveda, 2003 (87 punts)

**CAREER**

\* 94 — Daniel Sepulveda, 2003-06 (277 punts)

\* — NCAA record

**60-PLUS-YARD PUNTS****GAME**

4 — Buzzy Sawyer vs. Texas, 1984 (11 punts)

**SEASON**

7 — Buzzy Sawyer, 1984 (73 punts);  
Daniel Sepulveda, 2006 (66 punts)

**CAREER**

21 — Daniel Sepulveda, 2003-06 (277 punts)

**DEFENSE****TOTAL TACKLES****GAME**

33 — Mike Singletary vs. Arkansas, 1978

**SEASON**

232 — Mike Singletary, 1978

**CAREER**

662 — Mike Singletary, 1977-80

**SOLO TACKLES****GAME**

19 — Brian Blessing at TCU, 1968

**SEASON**

127 — Mike Singletary, 1978

**CAREER**

351 — Mike Singletary, 1977-80

**ASSISTED TACKLES****GAME**

22 — Mike Singletary vs. Arkansas, 1978

**SEASON**

105 — Mike Singletary, 1978

**CAREER**

311 — Mike Singletary, 1977-80

**TACKLES FOR LOSS****GAME**

6 — three times, Gary Don Johnson vs. Texas Tech, 1979;  
Andrew Melontree vs. TCU, 1979;  
Charles Benson at Texas Tech, 1980

**SEASON**

20 — Andrew Melontree, 1979; Charles Benson, 1982

**CAREER**

49 — Charles Benson, 1979-82

**SACKS****GAME**

4 — Kent Townsend at UTEP, 1983

**SEASON**

13.5 — James Lynch, 2019

**CAREER**

22.0 — James Lynch, 2017-19

**INTERCEPTIONS****GAME**

3 — seven times; Bobby Griffin vs. TCU, 1949;  
Mike Nelms at Rice, 1975;  
Howard Fields vs. Air Force, 1977;  
Kevin Hancock at Rice, 1984;  
Ron Francis vs. Texas, 1986;  
Mike Welch vs. Rice, 1987;  
Robert Blackmon at Texas, 1989

**SEASON**

11 — Robert Reid, 1951 (128 yards)

**CAREER**

16 — Vann McElroy, 1978-81 (113 yards);  
Mike Welch, 1986-90 (133 yards)

**INTERCEPTION RETURN YARDS****PLAY**

99 — Joe Joiner vs. TCU, 1945 (TD)

**PLAY, NO TOUCHDOWN**

62 — Sam Holl vs. Texas, 2011

**GAME**

130 — Charles McClanahan at Missouri, 1974 (2 int.)

**SEASON**

208 — George Sims, 1947 (8 int.)

**CAREER**

320 — George Sims, 1945-48 (15 int.)

**INTERCEPTION RETURNS FOR TD****GAME**

2 — three times, Robert Blackmon at Houston, 1987;  
Robert Blackmon at Texas, 1989;  
Samir Al-Amin vs. Southern Illinois, 2001

**SEASON**

2 — eight times; George Sims, 1947; Del Shofner, 1954;  
Robert Blackmon, 1987; Robert Blackmon, 1989;  
Adrian Robinson, 1994; Samir Al-Amin, 2001;  
Eddie Lackey, 2012; Jalen Pitre, 2020

**CAREER**

4 — Robert Blackmon, 1986-89

**PASSES BROKEN UP****GAME**

7 — Gary Baxter vs. North Carolina State, 1998

**SEASON**

19 — Daniel Wiltturner, 2000

**CAREER**

44 — Gary Baxter, 1997-2000

**BLOCKED KICKS****GAME**

2 — James Francis, twice in 1989  
2 — Jason Lamb vs. Kent State, 2009  
2 — BJ Thompson vs. TCU, 2018

**SEASON**

\* 8 — James Francis, 1989 (4 PAT, 3 punts, 1 FG)

**CAREER**

16 — Max McGeary, 1977-80 (6 FG, 6 punts, 4 PAT)

\* — NCAA record

**KICK RETURNS****PUNT RETURNS****GAME**

8 — Bobby Jack Goforth vs. UNLV, 1988 (116 yards)

**SEASON**

41 — Gerald McNeil, 1980 (395 yards);  
Willie Andrews, 2004 (443 yards)

**CAREER**

101 — Gerald McNeil, 1980-83 (886 yards)

**PUNT RETURN YARDS****PLAY**

95 — Milton Evans at Oklahoma City, 1937 (TD)

**PLAY, NO TOUCHDOWN**

69 — Don Huggins vs. Texas A&M, 1970

**GAME**

116 — Bobby Jack Goforth vs. UNLV, 1988 (8 returns)

**SEASON**

443 — Willie Andrews, 2004 (41 returns)

**CAREER**

949 — Willie Andrews, 2002-05 (97 returns)

**YARDS PER PUNT RETURN****SEASON (MIN. 10 RETURNS)**

26.60 — Don Huggins, 1970 (10 for 266 yards)

**CAREER (MIN. 25 RETURNS)**

15.55 — George Sims, 1945-48 (51 for 793 yards)

**PUNT RETURN TOUCHDOWNS****SEASON**

2 — Levi Norwood, 2013

**CAREER**

2 — Levi Norwood, 2011-14

# INDIVIDUAL RECORDS & COMEBACKS

## LONGEST PUNT RETURN

**PLAY**  
95 — Milton Evans at Oklahoma City, 1937 (TD)

**PLAY, MODERN ERA**  
92 — Lawrence Elkins at TCU, 1962 (TD)

## KICKOFF RETURNS

**GAME**  
8 — Willie Andrews at Texas A&M, 2003 (196 yards)

**SEASON**  
37 — Gordon Utgard, 1969 (669 yards)

**CAREER**  
83 — Mikail Baker, 2005-10 (1,963 yards)

## KICKOFF RETURN YARDS

**PLAY**  
100 — Kalief Muhammad vs. Oregon State, 1996;  
Robert Quiroga vs. Texas Tech, 2003;  
Trestan Ebner vs. Kansas, 2020

**GAME**  
196 — Willie Andrews at Texas A&M, 2003 (8 returns)

**SEASON**  
763 — David Gettis, 2007 (34 returns)

**CAREER**  
1,963 — Mikail Baker, 2005-10 (83 returns)

## YARDS PER KICKOFF RETURN

**SEASON (MIN. 10 RETURNS)**  
33.25 — Jerod Douglas, 1995 (12 for 399 yards)

**CAREER (MIN. 25 RETURNS)**  
26.04 — Corey Coleman, 2013-15 (25 for 651 yards)

## KICKOFF RETURN TOUCHDOWNS

**GAME**  
2 — Trestan Ebner, 2021 vs. Kansas (183 yards)

**SEASON**  
2 — Robert Quiroga, 2003; Trestan Ebner, 2021

**CAREER**  
3 — Trestan Ebner, 2017-21

## LONGEST KICKOFF RETURN

**PLAY**  
100 — Kalief Muhammad vs. Oregon State, 1996;  
Robert Quiroga vs. Texas Tech, 2003;  
Trestan Ebner vs. Kansas, 2020

## TOTAL KICK RETURNS

**GAME**  
9 — Willie Andrews at Texas A&M, 2003 (1 punt/8 kickoff)

**SEASON**  
71 — Willie Andrews, 2004 (41 punt/30 kickoff)

**CAREER**  
164 — Willie Andrews, 2002-05 (97 punt/67 kickoff)

## TOTAL KICK RETURN YARDS

**GAME**  
196 — Willie Andrews at Texas A&M, 2003  
(0 punt/196 kickoff on 9 total returns)

**SEASON**  
1,184 — Willie Andrews, 2004  
(443 punt/741 kickoff on 71 total returns)

**CAREER**  
2,596 — Willie Andrews, 2002-05  
(949 punt/1,647 kickoff on 164 total returns)

## COMEBACKS

### FOURTH QUARTER VICTORIES

*Note: Games since 1963 in which Baylor scored the game's final points in the fourth quarter or overtime to erase a deficit or tie, and win or tie a game.*

YEAR	OPPONENT	FINAL SCORE	DECISIVE PLAY	TIME LEFT
1963	LSU (Houston)	14-7	Don Trull-James Ingram 13 pass	5:20
1964	Texas A&M	20-16	Terry Southall 1 run	3:58
1964	at SMU	16-13	Terry Southall-Lawrence Elkins 6 pass	8:16
	Rice	27-20	Terry Southall-Ken Hodge 27 pass	7:57
1966	at Arkansas	7-0	Terry Southall-Robert Green	NA
	Rice	21-14	Richard Defee 2 run	NA
1974	at Florida State	21-17	Steve Beaird 2 run	7:43
	at Arkansas	21-17	Steve Beaird 1 run	1:08
	Texas Tech	17-10	Pat McNeil 20 run	4:51
1976	at Auburn	15-14	Mark Jackson-Tommy Davidson 12 pass *	4:43
	South Carolina	18-17	Gary Blair 3 run	1:16
	SMU	27-20	Gary Blair 2 run	2:01
	at TCU	24-19	Gary Blair 1 run	3:36
1977	SMU	9-6	Robert Bledsoe 26 FG	2:16
1978	at TCU	28-21	Walter Abercrombie 2 run	6:17
1979	at SMU	24-21	Robert Bledsoe 21 FG	0:08
1980	SMU	32-28	Jay Jeffrey 6 run	9:07
1981	Texas A&M	19-17	Marty Jimmerson 21 FG	0:22
1982	Arkansas	24-17	Alfred Anderson 4 run	2:38
1983	BYU	40-36	Alfred Anderson 2 run	0:49
	Texas A&M	13-13	Ben Perry 26 FG	10:51
	at Arkansas	24-21	Marty Jimmerson 24 FG	0:00
1984	at Texas A&M	20-16	Tom Muecke 8 run	6:39
1985	at SMU	21-14	Tom Muecke 2 run	9:18
	Texas A&M	20-15	Ralph Stockemer 1 run	5:38
1987	at UNLV	21-14	Charles Perry 2 run	4:48
1988	Texas	17-14	Eldwin Raphael 50 run	7:46
1990	at Texas A&M	20-20	Michael Moore 11 run	8:23
1991	at Colorado	16-14	Jeff Ireland 35 FG	0:51
1992	Georgia Tech	31-27	J.J. Joe-Melvin Bonner 62 pass	4:02
1993	Fresno State	42-39	J.J. Joe-Marvin Callies 65 pass	1:59
	at Utah State	28-24	Brandell Jackson 1 run	0:11
	Texas Tech	28-26	John Henry 4 run	9:14
1994	Oklahoma State	14-10	Jeff Watson-Damon Rhynes 70 pass	11:51
	at Rice	19-14	Bradford Lewis 24 run	8:05
2001	New Mexico	16-13	Daniel Andino 24 FG	0:01
2002	Kansas	35-32	Daniel Andino 33 FG	0:01
2004	Texas A&M	35-34 (OT)	Shawn Bell-Dominique Zeigler 12 pass **	0:01
2006	Colorado	34-31 (3OT)	Ryan Havens 22 FG	3:07
2006	Kansas	36-35	Shawn Bell-Dominique Zeigler 10 pass	1:08
2011	TCU	50-48	Aaron Jones 37 FG	1:04
	Oklahoma	45-38	Robert Griffin III-Terrance Williams 34 pass	0:08
2012	vs. Texas Tech	52-45 (OT)	Gasco Martin 4 run	0:01
2013	at Kansas State	35-25	Bryce Petty-Tevin Reese 54 pass	14:33
2014	TCU	61-58	Chris Callahan 28 FG	0:00
2016	at Iowa State	45-42	Chris Callahan 19 FG	0:00
2018	vs. Vanderbilt	45-38	Charlie Brewer-Marques Jones 52 pass	1:50
	Oklahoma State	35-31	Charlie Brewer-Denzel Mims 6 pass	0:07
	Kansas State	37-34	Connor Martin 29 FG	0:08
2019	Iowa State	23-21	John Mayers 38 FG	00:21
	Texas Tech	33-30 (2OT)	JaMycal Hasty 5 run	2:07
	West Virginia	17-14	John Mayers 36 FG	10:19
	at TCU	29-23 (3OT)	Charlie Brewer-Denzel Mims 4 pass	3:07
2020	Kansas State	32-31	John Mayers 30 FG	00:00
2021	Texas	31-24	Ben Sims 1 run	12:48

\* — Mark Jackson-to-Tommy Davidson two-point pass provided winning points

\*\* — Shawn Bell-to-Dominique Zeigler two-point pass provided winning points in OT

### LARGEST DEFICIT OVERCOME

TRAILED BY	TIME, QTR.	FINAL	OPPONENT	YEAR
21	(37-58)	11:38, 4th	61-58 TCU	2014
21	(3-24)	3:31, 3rd	31-30 (OT) at Kansas	2011
21	(0-21)	14:28, 2nd	32-28 SMU	1980
19	(14-33)	1:22, 2nd	42-39 FRESNO STATE	1993
18	(24-42)	14:00, 3rd	67-56 vs. Washington [Alamo Bowl]	2011
18	(17-35)	0:23, 2nd	36-35 KANSAS	2006
18	(0-18)		21-18 at Texas	1936
17	(0-17)	2:05, 3rd	18-17 SOUTH CAROLINA	1976
17	(7-24)	9:55, 2nd	34-24 TEXAS	1974
17	(0-17)	7:20, 2nd	21-17 at Florida State	1974
15	(13-28)	5:24, 3rd	42-28 TEXAS TECH	1968
14	(28-42)	4:31, 3rd	45-42 at Iowa State	2016
14	(0-14)	6:57, 1st	63-34 vs. Texas Tech	2013
14	(7-21)	14:17, 2nd	52-45 vs. Texas Tech	2012
14	(7-21)	12:00, 2nd	47-42 at Louisiana-Monroe	2012
14	(7-21)	10:54, 2nd	49-21 IOWA STATE	1996
14	(0-14)	7:34, 2nd	24-17 ARKANSAS	1982
12	(14-26)	2:37, 3rd	28-26 TEXAS TECH	1993
11	(3-14)	0:37, 1st	48-14 at Oklahoma	2014
11	(9-20)	4:16, 2nd	40-32 at Missouri	2009
11	(3-14)	3:42, 2nd	27-14 at Kansas	1988
11	(3-14)	3:40, 2nd	21-17 at Texas Tech	1963
11	(10-21)	4:46, 3rd	31-24 TEXAS	2021
10	(10-20)	9:35, 3rd	45-27 at Oklahoma State	2019
10	(21-31)	8:55, 4th	35-31 OKLAHOMA STATE	2018
10	(10-20)	1:30, 2nd	48-23 SAM HOUSTON STATE	2012
10	(3-13)	0:00, 2nd	35-34 TEXAS A&M	2004
10	(14-24)	2:19, 3rd	31-24 KANSAS	1998
10	(0-10)	7:27, 2nd	20-15 Arizona [Sun Bowl]	1992
10	(0-10)	3:01, 1st	20-10 at Rice	1988
10	(3-13)	2:48, 2nd	27-13 HOUSTON	1986
10	(7-17)	11:09, 3rd	28-17 at TCU	1985
10	(0-10)	0:09, 1st	28-21 Louisiana Tech	1981
10	(6-16)	4:41, 3rd	20-16 Texas A&M	1964
10	(3-13)	3:02, 2nd	16-13 at Pittsburgh	1961

## TEAM RECORDS

**RUSHING****ATTEMPTS****GAME**

**Most:** 91 — at SMU, 1993 [482 yards]  
**Fewest:** 8 — vs. Northwestern State, 2006 [20 yards]

**SEASON**

**Most:** 714 — 2015 [4,247 yards]  
**Fewest:** 235 — 2006 [482 yards]

**YARDS****GAME**

**Most:** 645 — vs. North Carolina, 2015 [84 att.]  
**Fewest:** (-48) — vs. Oklahoma, 2006 [20 att.]

**SEASON**

**Most:** 4,247 — 2015 [714 att.]  
**Fewest:** 482 — 2006 [235 att.]

**TOUCHDOWNS****GAME**

8 — vs. Washington, 2011 [52 att.];  
8 — vs. West Virginia, 2013 [61 att.]

**SEASON**

**Most:** 47 — 2013 [626 att.]  
**Fewest:** 2 — 1967 [435 att.]

**YARDS PER GAME****SEASON**

**Most:** 326.7 — 2015 [4,247 in 13 games]  
**Fewest:** 40.2 — 2006 [482 in 12 games]

**YARDS PER ATTEMPT****SEASON**

**Most:** 5.95 — 2015 [4,247 on 714 att.]  
**Fewest:** 2.05 — 2006 [482 on 235 att.]

**PASSING****ATTEMPTS****GAME**

**Most:** 63 — vs. Texas Tech, 2017 [43 comp.]  
63 — at Oklahoma, 2018 [40 comp.]  
**Fewest:** 0 — at SMU, 1993 [0 comp.]

**SEASON**

**Most:** 561 — 2007 [309 comp.]  
**Fewest:** 119 — 1956 [51 comp.]

**COMPLETIONS****GAME**

**Most:** 43 — vs. Texas Tech, 2014 [63 att.]  
**Fewest:** 0 — vs. SMU, 1947 [4 att.]; at SMU, 1993 [0 att.]

**SEASON**

**Most:** 323 — 2014 [519 att.]  
**Fewest:** 32 — 1971 [154 att.]

**COMPLETION PERCENTAGE****GAME (MIN. 15 ATTEMPTS)**

88.57 — vs. Rice, 2011 [31-of-35]

**SEASON (MIN. 20 ATTEMPTS)**

**High:** 72.41 — 2011 [307-of-424]  
**Low:** 34.16 — 1970 [83-of-243]

**YARDS****GAME**

**Most:** 603 — vs. Michigan State, 2014 [37-of-52]  
**Fewest:** 0 — vs. SMU, 1947 [4 att.]; at SMU, 1993 [0 att.]

**SEASON**

**Most:** 4,757 — 2014 [323-of-519]  
**Fewest:** 446 — 1946 [35-of-126]

**YARDS PER GAME****SEASON**

**Most:** 365.9 — 2014 [4,757 yards in 13 games]  
**Fewest:** 49.6 — 1946 [446 yards in 9 games]

**TOUCHDOWNS****GAME**

7 — vs. Rice, 2015 [25 att.]

**SEASON**

**Most:** 44 — 2015 [389 att.]  
**Fewest:** 2 — 1971 [154 att.]

**INTERCEPTIONS****GAME**

7 — at TCU, 1968 [42 att.]

**SEASON**

**Most:** 30 — 1968 [312 att.]; 1969 [262 att.]  
**Fewest:** 6 — four times, 1990 [163 att.]; 1993 [208 att.];  
2011 [424 att.]; 2013 [448 att.]

**INTERCEPTION PERCENTAGE****SEASON**

.01339 — 2013 [6 in 448 attempts]

**TOTAL OFFENSE****TOTAL PLAYS****GAME**

**Most:** 109 — vs. TCU, 2014 [54 rush/55 pass]  
**Fewest:** 39 — vs. SMU, 1947 [35 rush/4 pass];  
at Arkansas, 1964 [17 rush/22 pass]

**SEASON**

**Most:** 1,138 — 2014 [619 rush/519 pass]  
**Fewest:** 549 — 1948 [403 rush/146 pass]

**TOTAL YARDS****GAME**

**Most:** 872 — vs. West Virginia, 2013 [476 rush/396 pass]  
**Fewest:** 72 — vs. SMU, 1947 [72 rush/0 pass]

**SEASON**

**Most:** 8,044 — 2013 [3,376 rush/4,668 pass]  
**Fewest:** 1,677 — 1946 [1,231 rush/446 pass]

**YARDS PER PLAY****SEASON**

**Most:** 7.63 — 2011 [7,632 yards on 1,000 plays]  
**Fewest:** 2.84 — 1971 [1,702 yards on 599 plays]

**YARDS PER GAME****SEASON**

**Most:** 618.77 — 2013 [8,044 yards in 13 games]  
**Fewest:** 170.20 — 1971 [1,702 yards in 10 games]

**TOUCHDOWNS (PASSING AND RUSHING)****SEASON**

**Most:** 85 — 2015 [41 rush/44 pass]  
**Fewest:** 9 — 1969 [6 rush/3 pass]; 1971 [7 rush/2 pass]

**FIRST DOWNS****GAME**

**Most:** 39 — vs. TCU, 2014; vs. Rice, 2015  
**Fewest:** 2 — at Texas, 1979

**SEASON**

**Most:** 391 — 2014  
**Fewest:** 43 — 1957

**FUMBLES****GAME**

15 — at Oklahoma State, 1972 [7 lost]

**SEASON**

**Most:** 65 — 1975 [39 lost]  
**Fewest:** 5 — 2020 [1 lost]

**FUMBLES LOST****GAME**

8 — vs. Arkansas, 1975 [9 fumbles]

**SEASON**

**Most:** 39 — 1975 [65 fumbles]  
**Fewest:** 1 — 2020 [5 fumbles]

**SCORING****MOST POINTS SCORED****QUARTER (SINCE 1964)**

35 — twice, at San Jose State, 1994 [first quarter];  
vs. Louisiana-Monroe, 2013 [first quarter]  
**First Quarter:** 35 — twice, at San Jose State, 1994;  
vs. Louisiana-Monroe, 2013  
**Second Quarter:** 28 — seven times; last at Kansas, 2015  
**Third Quarter:** 29 — vs. Washington, 2011  
**Fourth Quarter:** 28 — twice,  
vs. Sam Houston State, 2012; vs. TCU, 2014

**GAME**

103 — vs. Hardin-Simmons, 1917

**GAME, MODERN ERA**

73 — vs. West Virginia, 2013

**SEASON**

681 — 2013 [13 games]

**FEWEST POINTS SCORED****GAME**

0 — 147 times; last at TCU, 2007

**SEASON**

50 — 1946 [9 games]

**POINTS PER GAME****SEASON**

**Most:** \* 52.4 — 2013 [681 points in 13 games]  
**Fewest:** 5.6 — 1946 [50 points in 9 games]

**TOUCHDOWNS****SEASON**

91 — 2013

**FIELD GOALS MADE****GAME**

4 — eight times; last vs. Oklahoma, 2017

**SEASON**

20 — 2017 [24 att.]

**FIELD GOALS ATTEMPTED****GAME**

5 — several times; last vs. Oklahoma, 2017 [4 made]

**SEASON**

27 — 2010 [19 made]



# TEAM RECORDS

## PAT KICKS MADE

### GAME

10 — four times [all with 10 att.], vs. Buffalo, 2013;  
vs. ULM, 2013; vs. West Virginia, 2013; vs. Rice, 2015

### SEASON

88 — 2013 [89 att.]

## PAT KICKS ATTEMPTED

### GAME

10 — vs. Buffalo, 2013 [10 made]; vs. ULM, 2013 [10 made]  
vs. West Virginia, 2013 [10 made]; vs. Rice, 2015 [10 made]

### SEASON

89 — 2013 [88 made]

## CONSECUTIVE PAT KICKS MADE

### MULTIPLE SEASONS

159 — 2011-13

\* — NCAA record

## PUNTING

### PUNTS

#### GAME

13 — vs. SMU, 1947 [469 yards]; vs. Nebraska, 2001 [498 yards]

#### SEASON

**Most:** 120 — 1940 [NA yards]  
**Most, Modern Era:** 93 — 2003 [3,860 yards]  
**Fewest:** 32 — 2011 [1,273 yards]

## YARDS PER PUNT

#### GAME (MIN. 5 ATTEMPTS)

57.20 — at BYU, 1984 [5 for 286 yards]

#### GAME (MIN. 7 ATTEMPTS)

52.11 — vs. Kansas State, 2006 [9 for 469 yards]

#### SEASON

**High:** 46.35 — 1996 [60 for 2,781 yards]  
**Low:** 33.34 — 1959 [61 for 2,034 yards]

## MISCELLANEOUS

### PENALTIES

#### GAME

**Most:** 19 — at Oregon State, 1998 [144 yards]  
**Fewest:** 0 — vs. BYU, 2021 [0 yards]

#### SEASON

**Most:** 129 — 2016 [1,068 yards]  
**Fewest:** 35 — 1963 [335 yards]

### PENALTY YARDS

#### GAME

**Most:** 215 — at West Virginia, 2014 [18 penalties]  
**Fewest:** 0 — vs. BYU, 2021 [0 penalties]

#### SEASON

**Most:** 1,149 — 2014 [127 penalties]  
**Fewest:** 335 — 1963 [35 penalties]

### WINS

#### SEASON

12 — 2021 [12-2]

### LOSSES

#### SEASON

11 — 2017 [1-11]

## KICK RETURNS

### PUNT RETURNS

#### GAME

9 — vs. UNLV, 1988 [132 yards]

#### SEASON

49 — 1952 [547 yards]

### PUNT RETURN YARDS

#### GAME

153 — at TCU, 1962 [3 returns]

#### SEASON

564 — 1949 [38 returns]

### YARDS PER PUNT RETURN

#### SEASON

20.46 — 1948 [24 returns/491 yards]

### KICKOFF RETURNS

#### GAME

12 — at Houston, 1989 [223 yards]

#### SEASON

64 — 2002 [1,043 yards]

### KICKOFF RETURN YARDS

#### GAME

230 — at Southern Cal, 1994 [6 returns]

#### SEASON

1,239 — 2011 [62 returns]

### YARDS PER KICKOFF RETURN

#### SEASON

24.16 — 1995 [25 returns/604 yards]

## DEFENSE

### TOTAL PLAYS

#### GAME

**Fewest:** 39 — at Arkansas, 1958 [60 yards]  
**Most:** 102 — at Iowa State, 2012 [557 yards]

#### SEASON

**Fewest:** 547 — 1953 [2,874 yards]  
**Most:** 1,080 — 2012 [6,529 yards]

### TOTAL YARDS

#### GAME

**Fewest:** [-15] — vs. West Texas State, 1945 [NA att.]  
**Fewest, Modern Era:** 50 — vs. UNLV, 1988 [45 att.]  
**Most:** 807 — at West Virginia, 2012 [88 att.]

#### SEASON

**Fewest:** 2,056 — 1945 [NA att.]  
**Most:** 6,529 — 2012 [1,080 att.]

### TOTAL YARDS PER GAME

#### SEASON

**Fewest:** 205.6 — 1945 [2,056 yards/10 games]  
**Most:** 502.2 — 2012 [6,529 yards/13 games]

### POINTS ALLOWED

#### GAME

**Fewest:** 0 — 165 times [last vs. SMU, 2014]  
**Most:** 89 — at LSU, 1908  
**Most, Modern Era:** 73 — at Texas A&M, 2003

#### SEASON

**Fewest:** 66 — 1956 [10 games]  
**Most:** 496 — 2002 [12 games]

### POINTS ALLOWED PER GAME

#### SEASON

**Fewest:** 0.0 — 1900 [0 points/3 games]  
**Fewest, Modern Era:** 6.6 — 1956 [66 points/10 games]  
**Most:** 41.3 — 2002 [496 points/12 games]

### SAFETIES

#### GAME

2 — at Texas Tech, 1980

#### SEASON

5 — 1980 [11 games]

### SHUTOUTS

#### SEASON

7 — 1917 [9 games]

#### SEASON, MODERN ERA

3 — 1956 [11 games]

### RUSHING ATTEMPTS

#### GAME

**Fewest:** 12 — at Rice, 1976 [-2 yards]  
**Most:** 82 — twice, vs. Texas, 1968 [557 yards];  
at Alabama, 1979 [431 yards]

#### SEASON

**Fewest:** 366 — 2020 [1,624 yards]  
**Most:** 620 — 2016 [2,609 yards]

## TEAM RECORDS

**RUSHING YARDS****GAME**

**Fewest:** [-43] — vs. West Texas State, 1945 [NA att.]  
**Fewest, Modern Era:** [-36] — at Texas Tech, 1980 [47 att.]  
**Most:** 641 — vs. Nebraska, 2001 [73 att.]

**SEASON**

**Fewest:** 423 — 1931 [NA att.]  
**Fewest, Modern Era:** 979 — 1986 [401 att.]  
**Most:** 3,400 — 1973 [619 att.]

**FEWEST RUSHING YARDS PER ATTEMPT****GAME**

[-0.96] — vs. SMU, 2014 [25(-24)]

**SEASON**

2.4 — 1986 [401-for-979; 11 games]

**RUSHING YARDS PER GAME****SEASON**

**Fewest:** 37.0 — 1931 [423 yards/9 games]  
**Fewest, Modern Era:** 89.0 — 1986 [979 yards/11 games]  
**Most:** 309.1 — 1973 [3,400 yards/11 games]

**RUSHING TOUCHDOWNS****GAME**

8 — at LSU, 1969 [71 att.]

**SEASON**

**Fewest:** 7 — three times, 1956 [482 att.]; 1960 [450 att.];  
 1980 [460 att.]  
**Most:** 34 — 1968 [587 att.], 1973 [619 att.]

**PASS ATTEMPTS****GAME**

**Fewest:** 1 — at TCU, 1956 [0 comp.]  
**Most:** 68 — vs. Houston, 1990 [35 comp.]

**SEASON**

**Fewest:** 105 — 1957 [64 comp.]  
**Most:** 495 — 2011 [315 comp.]

**PASS COMPLETIONS****GAME**

**Fewest:** 0 — four times [last at Oklahoma, 1989, 2 att.]  
**Most:** 48 — at Texas Tech, 2002 [61 att.]

**SEASON**

**Fewest:** 47 — 1946 [113 att.]  
**Most:** 357 — 2012 [569 att.]

**PASSING YARDS****GAME**

**Fewest:** 0 — four times, at TCU, 1956 [0-of-1];  
 at Miami, Fla., 1957 [0-of-3]; vs. Texas A&M, 1960 [0-of-8];  
 at Oklahoma, 1989 [0-of-2]  
**Most:** 656 — at West Virginia, 2012 [45-of-51]

**SEASON**

**Fewest:** 672 — 1946 [47-of-113]  
**Most:** 4,206 — 2012 [357-of-569]

**PASSING YARDS PER GAME****SEASON**

**Fewest:** 70.9 — 1958 [709 yards/10 games]  
**Most:** 323.5 — 2012 [4,206 yards/13 games]

**TOUCHDOWN PASSES****GAME**

8 — vs. Texas Tech, 2003 [64 att.];  
 at West Virginia, 2012 [51 att.]

**SEASON**

**Fewest:** 2 — 1964 [140 att.]  
**Most:** 36 — 2012 [569 att.]

**SACKS****GAME**

10 — vs. Ole Miss, 2021 [34 att.]

**SEASON**

46 — 2019 [485 att.]

**INTERCEPTIONS****GAME**

9 — vs. TCU, 1949 [27 att.]

**SEASON**

**Fewest:** 3 — 2017 [386 att.]  
**Most:** 29 — 1945 [157 att.]; 1980 [357 att.]

**INTERCEPTION RETURN YARDS****GAME**

192 — vs. Kansas, 2016 [4 int.]

**SEASON**

587 — 1945 [29 int.]

**INTERCEPTION RETURNS FOR TD****GAME**

2 — six times;  
 vs. Rice, 1956 [4 int.]; at Houston, 1987 [3 int.];  
 at Texas, 1989 [4 int.]; vs. Southern Illinois, 2001 [3 int.];  
 vs. ULM, 2013 [3 int.]; at TCU, 2013 [3 int.]

**SEASON**

5 — 1989 [22 int.]; 2013 [19 int.]

**FUMBLES FORCED****GAME**

11 — at Arkansas, 1956 [7 lost]

**SEASON**

45 — 1974 [lost 21]

**FUMBLES RECOVERED****GAME**

7 — at Arkansas, 1956 [11 fumbles]

**SEASON**

27 — 1956 [43 fumbles]

**FUMBLE RETURNS FOR TD****SEASON**

2 — 1994, 1997, 2006

**TURNOVERS FORCED****GAME**

11 — vs. TCU, 1949 [9 int., 2 fumbles]

**SEASON**

**Fewest:** 9 — 2004 [4 int., 5 fumbles]  
**Most:** 48 — 1951 [27 int., 21 fumbles]; 1980 [29 int., 19 fumbles]

**PUNTS BY OPPONENT****GAME**

**Fewest:** 0 — at Texas A&M, 2011; vs. Texas, 2011  
**Most, Game:** 13 — vs. UNLV, 1988 [45.6 avg.];  
 at TCU, 2015 [35.8 avg.];  
 vs. Northwestern St., 2016 [36.2 avg.]

**SEASON**

**Fewest:** 38 — 1954 [36.1 avg.]  
**Most:** 96 — 2013 [43.9 avg.]

**PUNTING AVERAGE BY OPPONENT****SEASON**

**Lowest:** 31.9 — 1955 [52 punts, 1,661 yards]  
**Highest:** 43.9 — 2013 [96 punts, 4,214 yards]

**BLOCKED KICKS****SEASON**

13 — 1980 [placements and punts]

**FIRST DOWNS****GAME**

**Fewest:** 2 — vs. West Texas State, 1945; vs. UNLV, 1988  
**Most:** 38 — by Texas, 1968

**SEASON**

**Fewest:** 90 — 1946 [9 games]  
**Most:** 344 — 2012 [13 games]

**PENALTIES BY OPPONENT****GAME**

**Fewest:** 1 — several times [last vs. North Texas, 1999]  
**Most:** 20 — vs. Northwestern State, 2006 [139 yards]

**SEASON**

**Fewest:** 35 — 1954 [347 yards]  
**Most:** 121 — 2000 [994 yards]

**PENALTY YARDS BY OPPONENT****GAME**

**Fewest:** 5 — several times [last vs. North Texas, 1999]  
**Most:** 155 — at Houston, 1989 [15 penalties]

**SEASON**

**Fewest:** 336 — 1963 [37 penalties]  
**Most:** 994 — 2000 [121 penalties]

# INDIVIDUAL LEADERS

## RUSHING

### ATTEMPTS

#### CAREER LEADERS

PLAYER	SEASONS	YDS	AVG	ATT
1. Walter Abercrombie	1978-81	3,665	5.01	732
2. Shock Linwood	2013-16	4,213	5.91	713
3. Alfred Anderson	1980-83	2,424	4.38	554
4. Jerod Douglas	1994-97	2,811	5.39	522
5. Darrell Bush	1997-00	2,249	4.47	503
6. Jay Finley	2007-10	2,660	5.56	478
7. Charlie Brewer	2017-20	1,039	2.29	452
8. Pinkie Palmer	1966-68	1,554	3.50	444
9. Eldwin Raphel	1987-90	1,921	4.42	435
10. Robert Strait	1990-93	1,856	4.34	428

#### SEASON LEADERS

PLAYER	SEASONS	YDS	AVG	ATT
1. Steve Beard	1974	1,104	4.13	267
2. Rashad Armstrong	2003	1,074	4.16	258
3. Abram Smith	2021	1,621	6.31	257
4. Shock Linwood	2014	1,252	4.99	251
5. Terrance Ganaway	2011	1,547	6.19	250
6. Alfred Anderson	1983	1,046	4.53	231
7. Walter Abercrombie	1980	1,187	5.18	229
8. Gary Blair	1976	857	3.81	225
9. Pinkie Palmer	1968	818	3.68	222
10. Walter Abercrombie	1981	931	4.27	218

### YARDS

#### CAREER LEADERS

PLAYER	SEASONS	ATT	AVG	YDS
1. Shock Linwood	2013-16	713	5.91	4,213
2. Walter Abercrombie	1978-81	732	5.01	3,665
3. Jerod Douglas	1994-97	522	5.39	2,811
4. Jay Finley	2007-10	478	5.56	2,660
5. Alfred Anderson	1980-83	554	4.38	2,424
6. Robert Griffin III	2008-11	528	4.27	2,254
7. Darrell Bush	1997-00	503	4.47	2,249
8. Dennis Gentry	1977, 79-81	414	5.39	2,231
9. Lache Seastrunk	2012-13	289	7.57	2,189
10. David Mims	1989-92	364	5.66	2,060
11. Terrance Ganaway	2009-11	364	5.61	2,042
12. JaMyca Hasty	2016-19	386	5.18	1,998
13. Eldwin Raphel	1987-90	435	4.42	1,921
14. Terence Williams	2015-17	346	5.37	1,859
15. Robert Strait	1990-93	428	4.34	1,856
16. John Lovett	2017-20	355	5.08	1,803
17. Rashad Armstrong	2002-03	417	4.13	1,721
18. Paul Mosley	2003-06	408	4.21	1,718
19. Larry Hickman	1956-58	388	4.41	1,713
20. Trestan Ebner	2017-21	343	4.93	1,690
21. Glasco Martin	2010-13	348	4.85	1,687
22. Abram Smith	2018-21	269	6.20	1,667
23. Pinkie Palmer	1966-68	444	3.50	1,554
24. Cleveland Franklin	1973-76	303	5.08	1,538
25. Jerry Coody	1951-53	345	4.45	1,536
26. Johnny Jefferson	2014-15	236	6.46	1,524
27. Brandell Jackson	1992-94	290	5.11	1,482
28. Pat McNeil	1973-75	277	5.28	1,462
29. Steve Beard	1973-74	335	4.33	1,449
30. L.G. Dupre	1952-54	311	4.58	1,423
31. John Henry	1990-93	285	4.82	1,375
32. Ronnie Bull	1959-61	295	4.59	1,354
33. Del Shofner	1954-56	220	6.12	1,346
34. Gary Lacy	1972-73	314	4.25	1,335
35. Jarred Salubi	2009-12	250	5.23	1,308
36. Devin Chafin	2013-15	222	5.68	1,261
37. Bradford Lewis	1991-94	324	3.80	1,230
38. Mathew Williams	1970-71	339	3.48	1,180
39. Gary Blair	1976-77	292	4.01	1,170
40. Brandon Whitaker	2003-07	275	4.25	1,169
41. Charlie Brewer	2017-20	452	2.29	1,039
42. Allen Rice	1982-83	238	4.25	1,011

### SEASON LEADERS

PLAYER	SEASON	ATT	AVG	YDS
1. Abram Smith	2021	257	6.31	1,621
2. Terrance Ganaway	2011	250	6.19	1,547
3. Shock Linwood	2015	196	6.78	1,329
4. Shock Linwood	2014	251	4.99	1,252
5. Jay Finley	2010	195	6.25	1,218
6. Walter Abercrombie	1980	229	5.18	1,187
7. Lache Seastrunk	2013	158	7.45	1,177
8. Jerod Douglas	1995	211	5.28	1,114
9. Cleveland Franklin	1975	200	5.56	1,112
10. Steve Beard	1974	267	4.13	1,104
11. Rashad Armstrong	2003	258	4.16	1,074
12. Terence Williams	2016	185	5.67	1,048
13. Alfred Anderson	1983	231	4.53	1,046
14. Lache Seastrunk	2012	131	7.73	1,012
15. Johnny Jefferson	2015	136	7.35	1,000

### YEARLY LEADERS

YEAR	PLAYER	ATT	YDS	AVG	TD
1945	Sammy Pierce	102	537	5.26	
1946	Jerry Mangum	72	320	4.44	
1947	Lyle Blackwood	68	378	5.56	
1948	Ben Hall	80	251	3.14	2
1949	Jerry Mangum	92	328	3.57	3
1950	James Jeffrey	123	569	4.63	
1951	Jerry Coody	125	570	4.56	2
1952	L.G. Dupre	80	453	5.66	9
1953	L.G. Dupre	134	593	4.43	5
1954	Del Shofner	88	545	6.19	3
1955	Reuben Saage	87	380	4.37	3
1956	Del Shofner	70	449	6.41	6
1957	Larry Hickman	145	612	4.22	4
1958	Larry Hickman	151	670	4.44	7
1959	Ronnie Bull	91	459	5.04	3
1960	Ronnie Bull	113	454	4.02	5
1961	Ronnie Bull	91	441	4.85	5
1962	Tom Daives	57	230	4.04	1
1963	Dalton Hoffman	98	458	4.67	2
1964	Tom Davies	94	401	4.27	6
1965	Richard Defee	86	429	4.99	3
1966	Richard Defee	80	332	4.15	5
1967	Charles Wilson	124	553	4.46	2
1968	Pinkie Palmer	222	818	3.68	6
1969	Randy Cooper	93	364	3.91	0
1970	Matthew Williams	208	711	3.42	6
1971	Matthew Williams	131	469	3.58	3
1972	Gary Lacy	168	669	3.98	6
1973	Gary Lacy	146	666	4.56	9
1974	Steve Beard	267	1,104	4.13	13
1975	Cleveland Franklin	200	1,112	5.56	8
1976	Gary Blair	225	857	3.81	8
1977	Greg Hawthorne	132	670	5.08	4
1978	Walter Abercrombie	114	661	5.80	4
1979	Walter Abercrombie	171	886	5.18	6
1980	Walter Abercrombie	229	1,187	5.18	9
1981	Walter Abercrombie	218	931	4.27	5
1982	Alfred Anderson	201	837	4.16	8
1983	Alfred Anderson	231	1,046	4.53	10
1984	Ron Francis	127	558	4.39	5
1985	Derrick McAdoo	76	369	4.86	0
1986	Jeffrey Murray	106	459	4.33	3
1987	Charles Perry	156	494	3.17	6
1988	Eldwin Raphel	118	583	4.90	1
1989	Eldwin Raphel	172	708	4.12	4
1990	Eldwin Raphel	123	546	4.44	3
1991	David Mims	148	852	5.76	3
1992	David Mims	80	518	6.48	1
1993	Brandell Jackson	171	899	5.26	3
1994	Kalief Muhammad	97	529	5.45	3
1995	Jerod Douglas	211	1,114	5.28	8

# INDIVIDUAL LEADERS

YEAR	PLAYER	ATT	YDS	AVG	TD
1996	Jerod Douglas	117	667	5.70	5
1997	Darrell Bush	103	693	6.73	4
1998	Darrell Bush	105	357	3.40	3
1999	Darrell Bush	162	682	4.21	2
2000	Darrell Bush	133	517	3.89	2
2001	Anthony Krieg	70	245	3.50	1
2002	Rashad Armstrong	159	647	4.07	4
2003	Rashad Armstrong	258	1,074	4.07	6
2004	Paul Mosley	127	582	4.58	4
2005	Paul Mosley	180	657	3.65	7
2006	Paul Mosley	100	479	4.79	6
2007	Brandon Whitaker	102	488	4.78	2
2008	Jay Finley	149	865	5.80	7
2009	Jay Finley	79	370	4.68	1
2010	Jay Finley	195	1,218	6.25	12
2011	Terrance Ganaway	250	1,547	6.19	21
2012	Lache Seastrunk	131	1,012	7.73	7
2013	Lache Seastrunk	158	1,177	7.45	11
2014	Shock Linwood	251	1,252	4.99	16
2015	Shock Linwood	196	1,329	6.78	10
2016	Terence Williams	185	1,048	5.67	11
2017	John Lovett	98	445	4.54	5
2018	John Lovett	109	573	5.26	6
2019	John Lovett	103	655	6.36	5
2020	Craig Williams	26	197	7.58	2
2021	Abram Smith	257	1,621	6.32	12
2022	Richard Reese	198	972	4.91	14

## TOUCHDOWNS

### CAREER LEADERS

PLAYER	SEASONS	ATT	YDS	TD
1. Shock Linwood	2013-16	713	4,213	36
2. Alfred Anderson	1980-83	554	2,424	35
3. Robert Griffin III	2008-11	528	2,254	33
4. Robert Strait	1990-93	428	1,856	32
5. Terrance Ganaway	2009-11	364	2,042	28
6. Glasco Martin	2010-13	348	1,687	25
7. Walter Abercrombie	1978-81	732	3,665	24
8. Jay Finley	2007-10	478	2,660	22
Charlie Brewer	2017-20	452	1,039	22
10. Bryce Petty	2011-14	192	338	21
Devin Chafin	2013-15	222	1,261	21

### SEASON LEADERS

PLAYER	SEASON	ATT	YDS	TD
1. Terrance Ganaway	2011	250	1,547	21
2. Shock Linwood	2014	251	1,252	16
3. Glasco Martin	2012	179	889	15
4. Bryce Petty	2013	94	209	14
Richard Reese	2022	198	972	14
6. Steve Beard	1974	267	1,104	13
Robert Griffin III	2008	173	843	13
8. Jay Finley	2010	195	1,218	12
9. Abram Smith	2021	257	1,621	12
10. Terence Williams	2016	185	1,048	11
Lache Seastrunk	2013	158	1,177	11
Charlie Brewer	2019	147	344	11

## YARDS PER GAME

### CAREER LEADERS

PLAYER	SEASONS	G	YDS	YPG
1. Walter Abercrombie	1978-81	39	3,665	94.00
2. Lache Seastrunk	2012-13	24	2,189	91.21
3. Shock Linwood	2013-16	48	4,213	87.77
4. Jerod Douglas	1994-97	37	2,811	75.97
5. Richard Reese	2022	13	972	74.77
6. Steve Beard	1973-74	20	1,449	72.45
7. Rashad Armstrong	2002-03	24	1,721	71.71
8. Johnny Jefferson	2014-15	22	1,524	69.27
9. Terence Williams	2015-17	29	1,859	64.10
10. Gary Lacy	1972-73	22	1,335	60.68

## SEASON LEADERS

PLAYER	SEASON	G	YDS	YPG
1. Terrance Ganaway	2011	13	1,547	119.00
2. Abram Smith	2021	14	1,621	115.79
3. Shock Linwood	2015	12	1,329	110.75
4. Walter Abercrombie	1980	11	1,187	107.91
5. Lache Seastrunk	2013	11	1,177	107.00
6. Jerod Douglas	1995	11	1,114	101.27
7. Cleveland Franklin	1975	11	1,112	101.09
8. Steve Beard	1974	11	1,104	100.36
9. Shock Linwood	2014	13	1,252	96.31
10. Alfred Anderson	1983	11	1,046	95.09
11. Jay Finley	2010	13	1,218	93.69

## YARDS PER ATTEMPT

### CAREER LEADERS MINIMUM 300 ATTEMPTS

PLAYER	SEASONS	YDS	ATT	AVG
1. Shock Linwood	2013-16	4,213	713	5.91
2. David Mims	1989-92	2,060	364	5.66
3. Terrance Ganaway	2009-11	2,042	364	5.61
4. Jay Finley	2007-10	2,660	478	5.56
5. Dennis Gentry	1977, '79-81	2,231	414	5.39
6. Jerod Douglas	1994-97	2,811	522	5.39
7. Terence Williams	2015-17	1,859	346	5.37
8. JaMycal Hasty	2016-19	1,998	386	5.18
9. Cleveland Franklin	1973-76	1,538	303	5.08
10. John Lovett	2017-20	1,803	355	5.08

### SEASON LEADERS MINIMUM 75 ATTEMPTS

PLAYER	SEASON	ATT	YDS	AVG
1. Lache Seastrunk	2012	131	1,012	7.725
2. Lache Seastrunk	2013	158	1,177	7.449
3. Johnny Jefferson	2015	136	1,000	7.353
4. Shock Linwood	2013	128	881	6.883
5. Shock Linwood	2015	196	1,329	6.781
6. Darrell Bush	1997	103	693	6.728
7. David Mims	1992	80	518	6.475
8. John Lovett	2019	103	655	6.359
9. Terence Williams	2015	88	556	6.318
10. Abram Smith	2021	257	1,621	6.307
11. Jay Finley	2010	195	1,218	6.246

## 100-YARD GAMES

### CAREER LEADERS

PLAYER	SEASONS	ATT	YDS	100
1. Walter Abercrombie	1978-81	732	3,665	19
2. Shock Linwood	2013-16	713	4,213	16
3. Lache Seastrunk	2012-13	289	2,189	12
4. Jerod Douglas	1994-97	522	2,811	10
5. Abram Smith	2018-21	269	1,667	9
6. Jay Finley	2007-10	478	2,660	8
7. Alfred Anderson	1980-83	554	2,424	7
Robert Griffin III	2008-11	528	2,254	7
9. Terence Williams	2015-17	346	1,859	6
Rashad Armstrong	2002-03	417	1,721	6
Steve Beard	1973-74	335	1,445	6
Darrell Bush	1997-2000	503	2,249	6
Dennis Gentry	1977, '79-81	414	2,231	6
Eldwin Raphael	1987-90	435	1,921	6
Terrance Ganaway	2009-11	364	2,042	6



# INDIVIDUAL LEADERS

## SEASON LEADERS

PLAYER	SEASON	ATT	YDS	100
1. Abram Smith	2021	257	1,621	9
2. Walter Abercrombie	1980	229	1,187	8
3. Lache Seastrunk	2013	158	1,177	7
4. Terrance Ganaway	2011	250	1,547	6
Shock Linwood	2015	196	1,329	6
6. Steve Beard	1974	267	1,104	5
Cleveland Franklin	1975	200	1,112	5
Walter Abercrombie	1981	218	931	5
Jerod Douglas	1995	211	1,114	5
Lache Seastrunk	2012	131	1,012	5
11. Dennis Gentry	1980	147	883	4
Walter Abercrombie	1979	171	886	4
Alfred Anderson	1983	231	1,046	4
Brandell Jackson	1993	171	899	4
Rashad Armstrong	2003	258	1,074	4
Robert Griffin III	2008	173	843	4
Jay Finley	2010	195	1,218	4
Shock Linwood	2013	128	881	4
Shock Linwood	2014	251	1,252	4
Terence Williams	2016	185	1,048	4

## YARDS

### CAREER LEADERS

PLAYER	SEASONS	ATT	CMP	PCT	YDS
1. Robert Griffin III	2008-11	1,192	800	.671	10,366
2. Charlie Brewer	2017-20	1,304	828	.635	9,700
3. Bryce Petty	2011-14	845	530	.627	8,195
4. Nick Florence	2009-12	754	466	.618	6,301
5. J.J. Joe	1990-93	665	347	.522	5,995
6. Shawn Bell	2003-06	914	559	.612	5,666
7. Jeff Watson	1994-97	802	425	.530	5,531
8. Seth Russell	2013-16	606	345	.569	5,461
8. Cody Carlson	1983-86	705	366	.519	5,411
10. Brad Goebel	1987-90	730	375	.514	5,026
11. Neal Jeffrey	1972-74	603	321	.532	4,341
12. Blake Szymanski	2006-09	678	387	.571	4,166
13. Terry Southall	1964-66	629	328	.521	4,100
14. Jermaine Alfred	1995-99	644	322	.500	3,968
15. Aaron Karas	2001-04	543	321	.591	3,799
16. Don Trull	1961-63	537	299	.557	3,784
17. Tom Muecke	1982-85	487	240	.493	3,688
18. Blake Shapen	2021-22	295	454	.650	3,386
19. Zach Smith	2016-17	397	221	.557	2,997
20. Jay Jeffrey	1980-81	360	183	.508	2,739

## PASSING

### PASSING EFFICIENCY

#### CAREER LEADERS MINIMUM 300 ATTEMPTS

PLAYER	SEASONS	CMP	ATT	PCT	YDS	TD	INT	RATING
1. Bryce Petty	2011-14	530	845	.627	8,195	62	10	166.03
2. Seth Russell	2013-16	345	606	.569	5,461	60	18	159.40
3. Robert Griffin III	2008-11	800	1,192	.671	10,366	78	17	158.90
4. Nick Florence	2009-12	466	754	.618	6,301	41	22	144.11
5. Gerry Bohanon	2018-21	191	313	.610	2,399	20	7	142.02
6. Charlie Brewer	2017-20	828	1,304	.635	9,700	65	28	138.14
7. J.J. Joe	1990-93	347	665	.522	5,995	31	28	134.87
8. Shawn Bell	2003-06	559	914	.612	5,666	38	17	123.23
9. Adrian Burk	1948-49	172	312	.551	2,024	20	13	122.44
10. Cody Carlson	1983-86	366	705	.519	5,411	32	34	121.72
11. Tom Muecke	1982-85	240	487	.493	3,688	29	27	121.46

**NOTE:** Passing Efficiency is determined by the following formula — completion percentage plus (yards per attempt times 8.4) plus (percentage of attempts for touchdown times 3.3) minus (percentage of attempts intercepted times two).

#### SEASON LEADERS MINIMUM 100 ATTEMPTS

PLAYER	SEASONS	CMP	ATT	PCT	YDS	TD	INT	RATING
1. Jarrett Stidham	2015	75	109	.688	1,265	12	2	198.95
2. Seth Russell	2015	119	200	.595	2,104	29	6	189.72
3. Robert Griffin III	2011	291	402	.724	4,293	37	6	189.48
4. Bryce Petty	2013	250	403	.620	4,200	32	3	174.29
5. Bryce Petty	2014	270	428	.631	3,855	29	7	157.83
6. Nick Florence	2012	286	464	.616	4,309	33	13	157.51
7. Charlie Brewer	2019	251	389	.645	3,161	21	7	147.00
8. Gerry Bohanon	2021	173	275	.629	2,205	18	7	146.80
9. Charlie Brewer	2017	139	204	.681	1,562	11	4	145.33
10. Robert Griffin III	2010	304	454	.670	3,501	22	8	144.22
11. Tom Muecke	1985	86	156	.551	1,448	11	10	143.55

## SEASON LEADERS

PLAYER	SEASON	ATT	CMP	PCT	YDS
1. Nick Florence	2012	464	286	.616	4,309
2. Robert Griffin III	2011	402	291	.724	4,293
3. Bryce Petty	2013	403	250	.620	4,200
4. Bryce Petty	2014	377	234	.621	3,855
5. Robert Griffin III	2010	454	304	.670	3,501
6. Charlie Brewer	2019	389	251	.645	3,161
7. Charlie Brewer	2018	390	240	.615	3,019
8. Blake Szymanski	2007	461	264	.573	2,844
9. Blake Shapen	2022	233	368	.633	2,790
10. Shawn Bell	2006	383	241	.629	2,582

## YEARLY LEADERS

YEAR	PLAYER	ATT	CMP	PCT	TD	INT	YDS
1945	Jack Price	125	59	.472	16	NA	708
1946	statistics unavailable						
1947	Jack Price	127	52	.409	14	3	569
1948	Adrian Burk	121	62	.512	7	6	596
1949	Adrian Burk	191	110	.576	6	14	1,428
1950	Larry Isbell	186	91	.489	9	15	1,220
1951	Larry Isbell	214	105	.491	18	10	1,430
1952	Cotton Davidson	156	53	.340	16	2	779
1953	Cotton Davidson	156	74	.474	16	9	1,092
1954	Billy Hooper	107	56	.523	10	6	818
1955	Bobby Jones	65	29	.446	8	3	439
1956	Doyle Traylor	27	15	.556	1	2	209
1957	Doyle Traylor	88	43	.489	8	3	482
1958	Buddy Humphrey	195	112	.574	8	7	1,316
1959	Ron Stanley	145	83	.572	9	4	800
1960	Ron Stanley	134	75	.560	8	5	1,151
1961	Robert Ply	86	39	.453	4	6	468
1962	Don Trull	229	125	.546	12	11	1,627
1963	Don Trull	308	174	.565	12	12	2,157
1964	Terry Southall	225	118	.524	20	10	1,623
1965	Kenny Stockdale	177	89	.503	12	5	978
1966	Terry Southall	337	173	.513	23	16	1,986
1967	Alvin Flynn	144	62	.431	16	4	924
1968	Steve Stuart	216	95	.440	17	7	1,320
1969	Steve Stuart	112	48	.429	15	1	535
1970	Si Southall	160	56	.350	11	5	905
1971	Si Southall	104	21	.202	16	1	348
1972	Neal Jeffrey	171	89	.520	12	5	1,030
1973	Neal Jeffrey	251	132	.526	17	12	1,897
1974	Neal Jeffrey	181	100	.552	11	8	1,414
1975	Mark Jackson	151	70	.464	9	4	1,021
1976	Mark Jackson	211	105	.498	11	6	1,132
1977	Steve Smith	91	46	.505	6	2	484

# INDIVIDUAL LEADERS

YEAR	PLAYER	ATT	CMP	PCT	TD	INT	YDS
1978	Steve Smith	213	101	.474	17	11	1,387
1979	Mike Brannan	90	31	.344	9	2	604
1980	Jay Jeffrey	162	72	.444	13	8	1,096
1981	Jay Jeffrey	198	111	.561	12	9	1,643
1982	Mike Brannan	204	100	.490	5	7	1,459
1983	Cody Carlson	180	98	.544	8	12	1,617
1984	Tom Muecke	213	97	.455	12	10	1,402
1985	Tom Muecke	156	86	.551	10	11	1,448
1986	Cody Carlson	287	157	.547	14	10	2,284
1987	Brad Goebel	305	158	.518	12	9	2,178
1988	Brad Goebel	237	117	.494	16	9	1,524
1989	Brad Goebel	175	95	.543	11	7	1,255
1990	J.J. Joe	73	43	.589	2	5	714
1991	J.J. Joe	206	109	.529	8	7	1,853
1992	J.J. Joe	189	88	.466	13	14	1,765
1993	J.J. Joe	197	107	.543	5	5	1,663
1994	Jeff Watson	201	102	.507	10	10	1,615
1995	Jeff Watson	214	113	.528	6	5	1,508
1996	Jermaine Alfred	184	90	.489	5	8	1,148
1997	Jeff Watson	260	143	.550	8	5	1,550
1998	Jermaine Alfred	188	97	.516	7	2	1,268
1999	Jermaine Alfred	228	111	.487	9	4	1,230
2000	Guy Tomcheck	144	53	.368	2	6	602
2001	Greg Cicero	255	129	.506	13	6	1,239
2002	Aaron Karas	251	150	.598	13	6	1,792
2003	Aaron Karas	239	135	.565	11	10	1,481
2004	Dane King	222	131	.590	10	9	1,370
2005	Shawn Bell	320	190	.594	6	12	1,964
2006	Shawn Bell	383	241	.629	10	19	2,582
2007	Blake Szymanski	461	264	.573	18	22	2,844
2008	Robert Griffin III	267	160	.599	15	3	2,091
2009	Nick Florence	266	165	.620	6	9	1,786
2010	Robert Griffin III	454	304	.670	22	8	3,501
2011	Robert Griffin III	402	291	.724	37	6	4,293
2012	Nick Florence	464	286	.616	33	13	4,309
2013	Bryce Petty	403	250	.620	32	3	4,200
2014	Bryce Petty	428	270	.631	29	7	3,855
2015	Seth Russell	200	119	.595	29	6	2,104
2016	Seth Russell	278	152	.547	20	8	2,126
2017	Charlie Brewer	204	139	.681	11	4	1,562
2018	Charlie Brewer	390	240	.615	19	9	3,019
2019	Charlie Brewer	389	251	.645	21	7	3,161
2020	Charlie Brewer	321	198	.616	14	8	1,958
2021	Gerry Bohanon	275	173	.629	18	7	2,205
2022	Blake Shapen	233	368	.633	18	10	2,790

## ATTEMPTS

### CAREER LEADERS

PLAYER	SEASONS	CMP	YDS	ATT
1. Charlie Brewer	2017-20	828	9,700	1,304
2. Robert Griffin III	2008-11	800	10,366	1,192
3. Shawn Bell	2003-06	559	5,666	914
4. Bryce Petty	2011-14	530	8,195	845
5. Jeff Watson	1994-97	425	5,531	802
6. Nick Florence	2009-12	466	6,301	754
7. Brad Goebel	1987-90	375	5,026	730
8. Cody Carlson	1983-86	366	5,411	705
9. Blake Szymanski	2006-09	387	4,166	678
10. J.J. Joe	1990-93	347	5,995	665

## SEASON LEADERS

PLAYER	SEASON	YDS	PCT	CMP	ATT
1. Nick Florence	2012	4,309	.616	286	464
2. Blake Szymanski	2007	2,844	.573	264	461
3. Robert Griffin III	2010	3,501	.670	304	454
4. Bryce Petty	2014	3,855	.631	270	428
5. Bryce Petty	2013	4,200	.620	250	403
6. Robert Griffin III	2011	4,293	.724	291	402
7. Charlie Brewer	2018	3,019	.615	240	390
8. Charlie Brewer	2019	3,161	.645	251	389
9. Shawn Bell	2006	2,582	.629	241	383
10. Blake Shapen	2022	2,790	.633	233	368

## YARDS PER ATTEMPT

### CAREER LEADERS MINIMUM 200 ATTEMPTS

PLAYER	SEASONS	ATT	YDS	YPA
1. Bryce Petty	2011-14	845	8,195	9.698
2. J.J. Joe	1990-93	665	5,995	9.015
3. Seth Russell	2013-16	606	5,461	9.000
4. Robert Griffin III	2008-11	1,192	10,366	8.696
5. Nick Florence	2009-12	754	6,301	8.357
6. Cody Carlson	1983-86	705	5,411	7.675
7. Gerry Bohanon	2018-21	313	2,399	7.665
8. Jay Jeffrey	1980-81	360	2,739	7.608
9. Tom Muecke	1982-85	487	3,688	7.573
10. Zach Smith	2016-17	397	2,997	7.549
11. Blake Shapen	2021-22	454	3,386	7.456
12. Charlie Brewer	2017-20	1,304	9,700	7.439

### SEASON LEADERS MINIMUM 150 ATTEMPTS

PLAYER	SEASON	ATT	YDS	YPA
1. Robert Griffin III	2011	402	4,293	10.679
2. Seth Russell	2015	200	2,104	10.520
3. Bryce Petty	2013	403	4,200	10.422
4. J.J. Joe	1992	189	1,765	9.339
5. Nick Florence	2012	464	4,309	9.286
6. Tom Muecke	1985	156	1,448	9.282
7. Bryce Petty	2014	428	3,855	9.007
8. J.J. Joe	1991	206	1,853	8.995
9. Cody Carlson	1983	180	1,617	8.983
10. J.J. Joe	1993	197	1,663	8.442

## COMPLETIONS

### CAREER LEADERS

PLAYER	SEASONS	ATT	YARDS	CMP
1. Charlie Brewer	2017-20	1,304	9,700	828
2. Robert Griffin III	2008-11	1,192	10,366	800
3. Shawn Bell	2003-06	914	5,666	559
4. Bryce Petty	2011-14	845	8,195	530
5. Nick Florence	2009-12	754	6,301	466
6. Jeff Watson	1994-97	802	5,531	425
7. Brad Goebel	1987-90	730	5,026	375
8. Cody Carlson	1983-86	705	5,411	366
9. J.J. Joe	1990-93	665	5,995	347
10. Seth Russell	2013-16	606	5,461	345

### SEASON LEADERS

PLAYER	SEASON	ATT	YARDS	CMP
1. Robert Griffin III	2010	454	3,501	304
2. Robert Griffin III	2011	402	4,293	291
3. Nick Florence	2012	464	4,309	286
4. Bryce Petty	2014	428	3,855	270
5. Blake Szymanski	2007	461	2,844	264
6. Charlie Brewer	2019	389	3,161	251
7. Bryce Petty	2013	403	4,200	250
8. Shawn Bell	2006	383	1,582	241
9. Charlie Brewer	2018	390	3,019	240
10. Charlie Brewer	2020	321	1,958	198

# INDIVIDUAL LEADERS

## COMPLETION PERCENTAGE

### CAREER LEADERS MINIMUM 250 ATTEMPTS

PLAYER	SEASONS	ATT	CMP	PCT
1. Robert Griffin III	2008-11	1,192	800	.671
2. Blake Shapen	2021-22	454	295	.650
3. Charlie Brewer	2017-20	1,304	828	.635
4. Bryce Petty	2011-14	845	530	.627
5. Nick Florence	2009-12	754	466	.618
6. Shawn Bell	2003-06	914	559	.612
7. Gerry Bohanon	2018-21	313	191	.610
8. Aaron Karas	2001-04	543	321	.591
9. Blake Szymanski	2006-09	676	387	.571
10. Seth Russell	2013-16	606	345	.569

### SEASON LEADERS MINIMUM 125 ATTEMPTS

PLAYER	SEASON	ATT	CMP	PCT
1. Robert Griffin III	2011	402	291	.724
2. Charlie Brewer	2017	204	139	.681
3. Robert Griffin III	2010	454	304	.670
4. Charlie Brewer	2019	389	251	.645
5. Blake Shapen	2022	368	233	.633
6. Bryce Petty	2014	428	270	.631
7. Shawn Bell	2006	383	241	.6292
8. Gerry Bohanon	2021	275	173	.6291
9. Nick Florence	2009	266	165	.626
10. Bryce Petty	2013	250	403	.620

## YARDS PER COMPLETION

### CAREER LEADERS MINIMUM 125 COMPLETIONS

PLAYER	SEASONS	CMP	YDS	YPC
1. J.J. Joe	1990-93	347	5,995	17.277
2. Mike Brannan	1979-82	153	2,428	15.869
3. Seth Russell	2013-16	345	5,461	15.829
4. Billy Patterson	1936-38	164	2,555	15.579
5. Bryce Petty	2011-14	530	8,195	15.462
6. Tom Muecke	1982-85	240	3,688	15.367
7. Jay Jeffrey	1980-81	183	2,739	14.967
8. Cody Carlson	1983-86	366	5,411	14.784
9. Cotton Davidson	1952-53	127	1,871	14.732
10. Neal Jeffrey	1972-74	321	4,241	13.523

### SEASON LEADERS MINIMUM 75 COMPLETIONS

PLAYER	SEASON	CMP	YDS	YPC
1. J.J. Joe	1992	88	1,765	20.057
2. Seth Russell	2015	119	2,104	17.681
3. J.J. Joe	1991	109	1,853	17.000
4. Jarrett Stidham	2015	75	1,265	16.867
5. Tom Muecke	1985	86	1,448	16.837
6. Bryce Petty	2013	250	4,200	16.800
7. Cody Carlson	1983	98	1,617	16.500
8. Jeff Watson	1994	102	1,615	15.833
9. J.J. Joe	1993	107	1,663	15.542
10. Ron Stanley	1960	75	1,151	15.347

## TOUCHDOWNS

### CAREER LEADERS

PLAYER	SEASONS	YDS	INT	TD
1. Robert Griffin III	2008-11	10,366	16	78
2. Charlie Brewer	2017-20	9,700	28	65
3. Bryce Petty	2011-14	8,195	10	62
4. Seth Russell	2013-16	5,461	18	60
5. Nick Florence	2009-12	6,301	22	41
6. Shawn Bell	2003-04	5,666	17	38
7. Cody Carlson	1983-86	5,411	34	32
8. J.J. Joe	1990-93	5,995	28	31
9. Jeff Watson	1994-97	5,531	27	30
10. Terry Southall	1964-66	4,100	45	29
Tom Muecke	1982-85	3,688	27	29

## SEASON LEADERS

PLAYER	SEASON	ATT	CMP	YDS	TD
1. Robert Griffin III	2011	402	291	4,293	37
2. Nick Florence	2012	464	286	4,309	33
3. Bryce Petty	2013	403	250	4,200	32
4. Bryce Petty	2014	428	270	3,855	29
Seth Russell	2015	200	119	2,104	29
6. Blake Szymanski	2007	461	264	2,844	22
Robert Griffin III	2010	454	304	3,501	22
8. Charlie Brewer	2019	389	251	3,161	21
9. Seth Russell	2016	278	152	2,126	20
10. Shawn Bell	2006	383	241	2,582	19
Charlie Brewer	2018	390	240	3,019	19

## INTERCEPTIONS

### CAREER LEADERS

PLAYER	SEASONS	ATT	TD	INT
1. Terry Southall	1964-66	629	29	45
2. Neal Jeffrey	1972-74	603	25	40
Brad Goebel	1987-90	730	25	40
4. Steve Stuart	1968-70	347	8	35
5. Cody Carlson	1983-86	705	32	34
6. Cotton Davidson	1952-53	312	11	32
7. Si Southall	1969-71	352	8	31
8. Blake Szymanski	2006-09	557	27	30
9. Alvin Flynn	1967-69	234	5	28
J.J. Joe	1990-93	665	31	28
Charlie Brewer	2017-20	1,304	65	28

### SEASON LEADERS

PLAYER	SEASON	ATT	TD	INT
1. Terry Southall	1966	337	16	23
2. Terry Southall	1964	225	10	20
3. Larry Isbell	1951	214	10	18
Blake Szymanski	2007	461	22	18
5. Steve Stuart	1968	216	7	17
Neal Jeffrey	1973	251	12	17
Steve Smith	1978	213	11	17
8. Cotton Davidson	1952	156	2	16
Cotton Davidson	1953	156	9	16
Alvin Flynn	1967	144	4	16
Si Southall	1971	104	1	16
Brad Goebel	1988	237	9	16

# INDIVIDUAL LEADERS

## TOUCHDOWN-TO-INTERCEPTION RATIO

### CAREER LEADERS MINIMUM 20 TOUCHDOWNS

PLAYER	SEASONS	TD	INT	PCT.
1. Bryce Petty	2011-14	62	10	6.200
2. Robert Griffin III	2008-11	78	16	4.875
3. Seth Russell	2013-16	60	18	3.333
4. Gerry Bohanon	2018-21	20	7	2.857
5. Charlie Brewer	2017-20	65	28	2.321
6. Blake Shapen	2021-22	23	10	2.300
6. Shawn Bell	2003-06	38	17	2.235
7. Nick Florence	2009-12	41	22	1.864
8. Adrian Burk	1948-49	20	13	1.538
9. Jeff Watson	1994-97	30	27	1.111
10. J.J. Joe	1990-93	31	28	1.107
11. Tom Muecke	1982-85	29	27	1.074

### SEASON LEADERS MINIMUM 10 TOUCHDOWNS

PLAYER	SEASON	TD	INT	RATIO
1. Bryce Petty	2013	32	3	10.667
2. Robert Griffin III	2011	37	6	6.167
3. Jarrett Stidham	2015	12	2	6.000
4. Robert Griffin III	2008	15	3	5.000
5. Seth Russell	2015	29	6	4.833
6. Bryce Petty	2014	29	7	4.143
7. Charlie Brewer	2019	21	7	3.000
8. Robert Griffin III	2010	22	8	2.750
Charlie Brewer	2017	11	4	2.750
10. Gerry Bohanon	2021	18	7	2.571
11. Nick Florence	2012	33	13	2.538

## INTERCEPTION PERCENTAGE

### CAREER LEADERS MINIMUM 300 ATTEMPTS

PLAYER	SEASONS	INT	ATT	PCT.
1. Bryce Petty	2011-14	10	845	.0118
2. Robert Griffin III	2008-11	17	1,192	.0142
3. Shawn Bell	2003-06	17	914	.0186
4. Charlie Brewer	2017-20	28	1,304	.0214
5. Gerry Bohanon	2018-21	7	313	.0224
6. Nick Florence	2009-12	22	754	.0292
7. Seth Russell	2013-16	18	606	.0336
8. Jeff Watson	1994-97	27	802	.0337
9. Jermaine Alfred	1995-99	22	644	.0342
10. Zach Smith	2016-17	15	397	.0378
11. Adrian Burk	1948-49	13	312	.0417
12. J.J. Joe	1990-93	28	665	.0421

## RECEIVING

### RECEPTIONS

#### CAREER LEADERS

PLAYER	SEASONS	YDS	AVG	REC
1. Kendall Wright	2008-11	4,004	13.26	302
2. Terrance Williams	2009-12	3,334	16.50	202
3. KD Cannon	2014-16	3,113	17.57	195
4. Tevin Reese	2010-13	3,102	16.59	187
5. Denzel Mims	2016-19	2,925	15.73	186
6. Reggie Newhouse	1999-02	2,552	13.95	183
7. Corey Coleman	2013-15	3,009	17.39	173
8. Dominique Zeigler	2003-06	1,923	11.58	166
9. Lanear Sampson	2009-12	1,905	11.55	165
10. Gerald McNeil	1980-83	2,651	16.26	163
11. Trent Shelton	2003-06	1,978	12.76	155
12. Antwan Goodley	2011-14	2,366	15.77	150
13. Lawrence Elkins	1962-64	2,094	14.54	144
14. Tyquan Thornton	2018-21	2,242	15.68	143
15. R.J. Sneed	2017-21	1,564	11.76	133
16. Robert Quiroga	2000-03	1,478	11.28	131
17. Levi Norwood	2011-14	1,626	12.70	128
18. Treستان Ebner	2017-21	1,515	11.93	127
19. Chris Platt	2015-19	1,987	16.29	122
20. Brandon Whitaker	2003-07	782	6.52	120
21. David Gettis	2006-09	1,555	13.41	116
22. Jay Lee	2012-15	1,700	16.83	101
23. Kalief Muhammad	1993-96	1,300	13.27	98

#### SEASON LEADERS

PLAYER	SEASON	YDS	AVG	REC
1. Kendall Wright	2011	1,663	15.40	108
2. Terrance Williams	2012	1,832	18.89	97
3. KD Cannon	2016	1,215	13.96	87
4. Kendall Wright	2010	952	12.21	78
5. Reggie Newhouse	2002	1,140	15.20	75
6. Corey Coleman	2015	1,363	18.42	74
7. Antwan Goodley	2013	1,339	18.86	71
8. Lawrence Elkins	1963	873	12.47	70
9. Jalen Hurd	2018	946	13.71	69
10. Kendall Wright	2009	740	11.21	66
Denzel Mims	2019	1,020	15.45	66

#### YEARLY LEADERS

YEAR	PLAYER	REC	YDS	AVG	TD
1945	Joe Joiner	21	319	15.19	
1946	statistics unavailable				
1947	J.D. Ison	11	167	15.18	2
1948	Jasper Flanakin	20	269	13.45	2
1949	J.D. Ison	42	457	10.88	6
1950	Harold Riley	35	539	15.40	4
1951	Stanley Williams	37	598	16.16	6
1952	Charles Smith	21	370	17.62	2
1953	Wayne Hopkins	21	351	16.71	3
1954	Henry Gremminger	18	323	17.94	2
1955	Henry Gremminger	15	181	12.07	2
1956	Del Shofner	14	249	17.79	3
1957	Earl Miller	16	249	15.56	2
	Bill Anderson	16	181	11.31	1
1958	Gerry Moore	31	357	11.52	2
1959	Ronnie Bull	20	183	9.15	2
1960	Ronnie Goodwin	25	407	16.28	3
1961	Ronnie Bull	19	199	10.47	3
1962	Ronnie Goodwin	25	414	16.56	3
1963	Lawrence Elkins	70	873	12.47	8
1964	Lawrence Elkins	50	851	17.02	7
1965	Harlan Lane	56	643	11.48	3
1966	Tommy Smith	41	483	11.78	4
1967	George Cheshire	39	475	12.18	4
1968	Jerry Smith	40	509	12.73	1
1969	Jerry Smith	31	373	12.03	1
1970	Derek Davis	48	780	16.25	4



# INDIVIDUAL LEADERS

YEAR	PLAYER	REC	YDS	AVG	TD
1971	Mike Chandler	10	182	18.20	0
1972	Charles Dancer	34	463	13.62	1
1973	Charles Dancer	53	927	17.49	7
1974	Phillip Kent	24	406	16.92	2
1975	Ricky Thompson	27	425	15.74	2
1976	Tommy Davidson	45	559	12.42	4
1977	Tommy Davidson	34	419	12.32	3
1978	Robert Holt	18	393	21.83	2
1979	Robert Mitchell	10	192	19.20	1
1980	Robert Holt	29	464	16.00	1
1981	Gerald McNeil	44	744	16.91	6
1982	Gerald McNeil	52	822	15.81	2
1983	Gerald McNeil	62	1,034	16.68	8
1984	Glenn Pruitt	32	586	18.31	6
1985	Matt Clark	29	540	18.62	2
1986	Matt Clark	23	418	18.17	1
1987	Charles Perry	25	242	9.68	2
1988	Bobby Jack Goforth	23	380	16.52	4
1989	Jeff Murray	37	321	8.68	0
1990	Greg Anderson	24	288	12.00	1
1991	Melvin Bonner	34	836	24.59	4
1992	Melvin Bonner	39	818	20.97	11
1993	Marvin Callies	22	435	19.77	1
1994	Ben Bronson	33	571	17.30	3
1995	Kalief Muhammad	37	542	14.65	2
1996	Kalief Muhammad	39	479	12.28	5
1997	Derrius Thompson	32	420	13.13	1
1998	Morris Anderson	37	639	17.27	3
	Derek Lagway	37	266	7.19	0
1999	Andra Fuller	26	308	11.85	2
2000	Reggie Newhouse	40	629	15.73	4
2001	Reggie Newhouse	61	706	11.57	8
2002	Reggie Newhouse	75	1,140	15.20	3
2003	Robert Quiroga	42	490	11.67	4
2004	Dominique Zeigler	55	536	9.75	5
2005	Dominique Zeigler	48	563	11.73	5
2006	Dominique Zeigler	54	741	13.72	3
2007	Brandon Whitaker	58	425	7.33	3
2008	Kendall Wright	50	649	13.00	5
2009	Kendall Wright	66	740	11.21	4
2010	Kendall Wright	78	952	12.21	7
2011	Kendall Wright	108	1,663	15.40	14
2012	Terrance Williams	97	1,832	18.89	12
2013	Antwan Goodley	71	1,339	18.86	13
2014	Corey Coleman	64	1,119	17.48	11
2015	Corey Coleman	74	1,363	18.42	20
2016	KD Cannon	87	1,215	13.96	13
2017	Denzel Mims	61	1,087	17.82	8
2018	Jalen Hurd	69	946	13.71	4
2019	Denzel Mims	66	1,020	15.45	12
2020	R.J. Sneed	39	497	12.74	3
2021	Tyquan Thornton	62	948	15.29	10
2022	Monaray Baldwin	33	565	17.12	4

## YARDS

### CAREER LEADERS

PLAYER	SEASONS	REC	AVG	YDS
1. Kendall Wright	2008-11	302	13.26	4,004
2. Terrance Williams	2009-12	202	16.50	3,334
3. KD Cannon	2014-16	195	15.96	3,113
4. Tevin Reese	2010-13	187	16.59	3,102
5. Corey Coleman	2013-15	173	17.39	3,009
6. Denzel Mims	2016-19	186	15.73	2,925
7. Gerald McNeil	1980-83	163	16.26	2,651
8. Reggie Newhouse	1999-02	183	13.95	2,552
9. Antwan Goodley	2011-14	150	15.77	2,366
10. Tyquan Thornton	2018-21	143	15.68	2,242
11. Lawrence Elkins	1962-64	144	14.54	2,094
12. Chris Platt	2015-19	122	16.29	1,987
13. Melvin Bonner	1989-92	92	21.57	1,984
14. Trent Shelton	2003-06	155	12.76	1,978
15. Dominique Zeigler	2003-06	166	11.58	1,923
16. Lnear Sampson	2009-12	165	11.55	1,905
17. Jay Lee	2012-15	101	16.83	1,700
18. Levi Norwood	2011-14	128	12.70	1,626
19. RJ Sneed	2017-21	133	11.76	1,564
20. David Gettis	2006-09	116	13.41	1,555
21. Treستان Ebner	2017-21	127	11.93	1,515
22. Matt Clark	1984-87	81	18.27	1,480
23. Robert Quiroga	2000-03	131	11.28	1,478
24. Bruce Davis	1980-83	71	19.62	1,393
25. Charles Dancer	1972-73	87	15.98	1,390
26. Kalief Muhammad	1993-96	98	13.27	1,300
27. Marques Roberts	2001-04	91	13.43	1,222
28. Thomas White	2005-08	92	12.98	1,194
29. Morris Anderson	1995-98	83	14.13	1,173
30. Tommy Davidson	1974-77	88	12.74	1,121
31. Derek Davis	1968-70	74	14.95	1,106
32. Harold Riley	1948, 50-51	77	14.31	1,102
33. Derrius Thompson	1996-98	78	13.95	1,088
34. Robert Holt	1978-80	59	18.03	1,064
35. Harlan Lane	1964-65	88	11.77	1,036
36. George Cheshire	1965-67	81	12.77	1,034
37. Greg Anderson	1987-90	76	13.59	1,033
38. Stanley Williams	1949-51	65	15.83	1,029
39. Ronnie Goodwin	1960-62	64	15.77	1,009

### SEASON LEADERS

PLAYER	SEASON	REC	AVG	YDS
1. Terrance Williams	2012	97	18.89	1,832
2. Kendall Wright	2011	108	15.40	1,663
3. Corey Coleman	2015	74	18.42	1,363
4. Antwan Goodley	2013	71	18.86	1,339
5. KD Cannon	2016	87	13.96	1,215
6. Reggie Newhouse	2002	75	15.20	1,140
7. Corey Coleman	2014	64	17.48	1,119
8. Denzel Mims	2017	61	17.82	1,087
9. Gerald McNeil	1983	62	16.68	1,034
10. KD Cannon	2014	58	17.76	1,030
11. Denzel Mims	2019	66	15.45	1,020
12. Terrance Williams	2011	59	16.22	957
Tevin Reese	2012	53	18.06	957

# INDIVIDUAL LEADERS

## TOUCHDOWNS

### CAREER LEADERS

PLAYER	SEASONS	REC	YDS	TD
1. Corey Coleman	2013-15	173	3,009	33
2. Kendall Wright	2008-11	302	4,004	30
3. Denzel Mims	2016-19	186	2,925	28
4. Terrance Williams	2009-12	202	3,334	27
KD Cannon	2014-16	195	3,113	27
5. Tevin Reese	2010-13	187	3,102	24
6. Antwan Goodley	2011-14	150	2,366	21
7. Lawrence Elkins	1962-64	144	2,094	19
Melvin Bonner	1989-92	92	1,984	19
Tyquan Thornton	2018-21	143	2,242	19
11. Gerald McNeil	1980-83	163	2,651	17

### SEASON LEADERS

PLAYER	SEASON	REC	YDS	TD
1. Corey Coleman	2015	74	1,363	20
2. Kendall Wright	2011	106	1,663	14
3. Antwan Goodley	2013	71	1,339	13
KD Cannon	2016	87	1,215	13
5. Terrance Williams	2012	97	1,832	12
Denzel Mims	2019	66	1,020	12
7. Melvin Bonner	1992	39	818	11
Terrance Williams	2011	59	957	11
Corey Coleman	2014	64	1,119	11
10. Tyquan Thornton	2021	62	948	10
11. Tevin Reese	2012	53	957	9
12. Lawrence Elkins	1963	70	873	8
Gerald McNeil	1983	62	1,034	8
Bruce Davis	1983	42	755	8
Reggie Newhouse	2001	61	706	8
Trent Shelton	2006	53	802	8
Thomas White	2007	34	475	8
Levi Norwood	2013	47	733	8
Tevin Reese	2013	38	867	8
KD Cannon	2014	58	1,030	8
Ish Zamora	2016	63	809	8
Denzel Mims	2017	61	1,087	8
Denzel Mims	2018	55	794	8

## YARDS PER RECEPTION

### CAREER LEADERS MINIMUM 50 RECEPTIONS

PLAYER	SEASONS	REC	YDS	AVG
1. Melvin Bonner	1989-92	92	1,984	21.57
2. Bruce Davis	1980-83	71	1,393	19.62
3. Matt Clark	1984-87	81	1,480	18.27
4. Robert Holt	1978-80	59	1,064	18.03
5. Corey Coleman	2013-15	173	3,009	17.39
6. Tevin Reese	2010-13	187	3,102	16.59
7. Terrance Williams	2009-12	202	3,334	16.50
8. Chris Platt	2015-19	122	1,987	16.29
9. Gerald McNeil	1980-83	163	2,651	16.26
10. Charles Dancer	1972-73	87	1,390	15.98

### SEASON LEADERS MINIMUM 20 RECEPTIONS

PLAYER	SEASON	REC	YDS	AVG
1. Melvin Bonner	1991	34	836	24.59
2. Tevin Reese	2013	38	867	22.82
3. Melvin Bonner	1992	39	818	20.97
4. Jay Lee	2015	38	758	19.95
5. Marvin Callies	1993	22	435	19.77
6. David Davis	1986	21	410	19.52
7. Terrance Williams	2012	97	1,832	18.89
8. Antwan Goodley	2013	71	1,339	18.86
9. Matt Clark	1985	29	540	18.62
10. Corey Coleman	2015	74	1,363	18.42

## YARDS PER GAME

### CAREER LEADERS

PLAYER	SEASONS	G	YDS	AVG
1. Corey Coleman	2013-15	35	3,009	85.97
2. KD Cannon	2014-16	38	3,113	81.92
3. Kendall Wright	2008-11	50	4,004	80.08
4. Terrance Williams	2009-12	51	3,354	65.76
5. Tevin Reese	2010-13	48	3,102	64.63
6. Reggie Newhouse	1999-02	45	2,552	56.71
7. Denzel Mims	2016-19	49	2,925	56.69
8. Antwan Goodley	2011-14	48	2,366	49.29
9. Tyquan Thornton	2018-21	47	2,242	47.70
10. Dominique Zeigler	2003-06	41	1,923	46.90
11. Trent Shelton	2003-06	46	1,978	43.00

### SEASON LEADERS

PLAYER	SEASON	G	YDS	AVG
1. Terrance Williams	2012	13	1,832	140.92
2. Kendall Wright	2011	13	1,663	127.92
3. Corey Coleman	2015	12	1,363	113.58
4. Corey Coleman	2014	10	1,119	111.90
5. Antwan Goodley	2013	13	1,339	103.00
6. KD Cannon	2016	12	1,215	101.25
7. Tevin Reese	2013	9	867	96.33
8. Reggie Newhouse	2002	12	1,140	95.00
9. Denzel Mims	2017	12	1,087	90.58
10. Lawrence Elkins	1963	10	873	87.30

## TOTAL OFFENSE

### TOTAL PLAYS

#### CAREER LEADERS

PLAYER	SEASONS	RUSH	PASS	PLAYS
1. Charlie Brewer	2017-20	452	1,304	1,756
2. Robert Griffin III	2008-11	528	1,192	1,720
3. J.J. Joe	1990-93	408	665	1,073
4. Bryce Petty	2011-14	192	845	1,037
5. Jeff Watson	1994-97	216	802	1,018
6. Shawn Bell	2003-06	101	914	1,015
7. Nick Florence	2009-12	205	754	959
8. Brad Goebel	1987-90	171	730	901
9. Cody Carlson	1983-86	195	705	900
10. Blake Szymanski	2006-09	127	678	805
Seth Russell	2012-16	199	606	805

#### SEASON LEADERS

PLAYER	SEASON	RUSH	PASS	PLAYS
1. Robert Griffin III	2010	149	454	603
Nick Florence	2012	139	464	603
3. Robert Griffin III	2011	179	402	581
4. Charlie Brewer	2019	147	389	536
5. Charlie Brewer	2018	133	390	523
6. Blake Szymanski	2007	61	461	522
7. Bryce Petty	2014	84	428	512
8. Bryce Petty	2013	94	403	497
9. Blake Shapen	2022	76	368	444
10. Robert Griffin III	2008	173	267	440

# INDIVIDUAL LEADERS

## TOTAL YARDS

### CAREER LEADERS

PLAYER	SEASONS	RUSH	PASS	YDS
1. Robert Griffin III	2008-11	2,254	10,366	12,620
2. Charlie Brewer	2017-20	1,039	9,700	10,039
3. Bryce Petty	2011-14	338	8,195	8,533
4. Nick Florence	2009-12	651	6,301	6,952
5. J.J. Joe	1990-93	820	5,995	6,815
6. Cody Carlson	1983-86	424	5,411	5,835
7. Jeff Watson	1994-97	151	5,531	5,682
8. Shawn Bell	2003-06	-212	5,666	5,454
9. Brad Goebel	1987-90	-310	5,026	4,716
10. Don Trull	1961-63	358	4,143	4,501

### SEASON LEADERS

PLAYER	SEASON	RUSH	PASS	YDS
1. Robert Griffin III	2011	699	4,293	4,992
2. Nick Florence	2012	568	4,309	4,877
3. Bryce Petty	2013	209	4,200	4,409
4. Robert Griffin III	2010	635	3,501	4,136
5. Bryce Petty	2014	101	3,855	3,956
6. Charlie Brewer	2019	344	3,161	3,505
7. Charlie Brewer	2018	375	3,019	3,394
8. Blake Szymanski	2007	98	2,844	2,942
9. Robert Griffin III	2008	843	2,091	2,934
10. Blake Shapen	2022	96	2,790	2,886

### YEARLY LEADERS

YEAR	PLAYER	RUSH	PASS	PLAYS	YDS	TD
1948	Adrian Burk	-55	596	146	541	6
1949	Adrian Burk	-81	1,428	221	1,347	16
1950	statistics unavailable					
1951	Larry Isbell	126	1,430	266	1,556	16
1952	Cotton Davidson	-20	779	195	759	5
1953	Cotton Davidson	-24	1,092	194	1,068	15
1954	Billy Hooper	116	818	159	934	12
1955	Bobby Jones	63	439	107	502	6
1956	Del Shofner	449	20	74	469	6
1957	Larry Hickman	612	0	145	612	4
1958	Buddy Humphrey	75	1,316	247	1,391	9
1959	Ron Stanley	-64	800	206	736	5
1960	Ron Stanley	-35	1,151	186	1,116	7
1961	Ron Stanley	60	451	143	511	6
1962	Don Trull	136	1,627	322	1,763	15
1963	Don Trull	119	2,157	404	2,276	22
1964	Terry Southall	16	1,623	294	1,639	12
1965	Kenny Stockdale	9	978	217	987	6
1966	Terry Southall	7	1,986	398	1,993	17
1967	Alvin Flynn	-97	924	170	827	4
1968	Steve Stuart	48	1,320	236	1,368	9
1969	Steve Stuart	21	535	142	556	1
1970	Si Southall	-86	905	195	819	5
1971	Matthew Williams	469	0	132	469	3
1972	Neal Jeffrey	15	1,030	256	1,045	7
1973	Neal Jeffrey	11	1,897	314	1,908	12
1974	Neal Jeffrey	-173	1,314	230	1,141	9
1975	Mark Jackson	385	1,021	272	1,406	6
1976	Mark Jackson	426	1,132	373	1,558	9
1977	Greg Hawthorne	670	0	133	670	4
1978	Steve Smith	10	1,387	260	1,397	11
1979	Mike Brannan	356	604	198	960	5
1980	Jay Jeffrey	453	1,096	282	1,549	13
1981	Jay Jeffrey	228	1,643	297	1,871	10
1982	Mike Brannan	126	1,459	299	1,585	8
1983	Cody Carlson	-40	1,617	209	1,577	12
1984	Tom Muecke	95	1,402	283	1,497	11
1985	Tom Muecke	273	1,448	273	1,721	16
1986	Cody Carlson	356	2,284	394	2,640	13
1987	Brad Goebel	-175	2,178	384	2,003	10
1988	Brad Goebel	-58	1,524	287	1,466	10
1989	Brad Goebel	-84	1,255	197	1,171	7
1990	J.J. Joe	197	714	137	911	6
1991	J.J. Joe	147	1,853	322	2,000	13
1992	J.J. Joe	378	1,765	324	2,143	19
1993	J.J. Joe	98	1,663	290	1,761	5

YEAR	PLAYER	RUSH	PASS	PLAYS	YDS	TD
1994	Jeff Watson	113	1,615	261	1,728	13
1995	Jeff Watson	3	1,508	259	1,511	6
1996	Jermaine Alfred	-114	1,148	223	1,034	9
1997	Jeff Watson	43	1,550	336	1,593	8
1998	Jermaine Alfred	-63	1,268	221	1,205	2
1999	Jermaine Alfred	29	1,230	294	1,259	8
2000	Guy Tomcheck	-38	602	164	564	6
2001	Greg Cicero	107	1,239	320	1,346	7
2002	Aaron Karas	-3	1,792	346	1,789	7
2003	Aaron Karas	-185	1,481	298	1,296	10
2004	Dane King	-95	1,370	243	1,275	9
2005	Shawn Bell	-58	1,964	359	1,906	13
2006	Shawn Bell	-137	2,582	410	2,445	19
2007	Blake Szymanski	98	2,844	522	2,942	23
2008	Robert Griffin III	843	2,091	440	2,934	28
2009	Nick Florence	62	1,786	323	1,848	9
2010	Robert Griffin III	635	3,501	603	4,136	30
2011	Robert Griffin III	699	4,293	581	4,992	47
2012	Nick Florence	568	4,309	603	4,877	43
2013	Bryce Petty	209	4,200	497	4,409	46
2014	Bryce Petty	101	3,855	512	3,956	35
2015	Seth Russell	402	2,104	249	2,506	35
2016	Seth Russell	506	2,126	372	2,632	28
2017	Charlie Brewer	166	1,562	269	1,728	11
2018	Charlie Brewer	375	3,019	523	3,394	26
2019	Charlie Brewer	344	3,161	536	3,505	32
2020	Charlie Brewer	154	1,958	428	2,112	18
2021	Gerry Bohanon	323	2,205	351	2,528	27
2022	Blake Shapen	96	2,790	444	2,886	20

## YARDS PER PLAY

### CAREER LEADERS MINIMUM 350 PLAYS

PLAYER	SEASONS	PLAYS	YDS	AVG
1. Seth Russell	2013-16	805	6,701	8.324
2. Bryce Petty	2011-14	1,037	8,533	8.229
3. Robert Griffin III	2008-11	1,720	12,620	7.337
4. Nick Florence	2009-12	959	6,952	7.249
5. Gerry Bohanon	2018-21	437	3,018	6.906
6. Cody Carlson	1983-86	900	5,835	6.483
7. Blake Shapen	2021-22	551	3,541	6.426
8. J.J. Joe	1990-93	1,073	6,815	6.351
9. Charlie Brewer	2017-20	1,756	10,739	6.116
10. Larry Isbell	1949-51	467	2,833	6.066

### SEASON LEADERS MINIMUM 100 PLAYS

PLAYER	SEASON	PLAYS	YDS	AVG
1. Seth Russell	2015	249	2,506	10.064
2. Jarrett Stidham	2015	145	1,335	9.207
3. Bryce Petty	2013	497	4,409	8.871
4. Robert Griffin III	2011	581	4,992	8.592
5. Seth Russell	2014	117	989	8.453
6. Nick Florence	2012	603	4,877	8.088
7. Bryce Petty	2014	512	3,956	7.727
8. Lache Seastrunk	2012	131	1,012	7.725
9. Cody Carlson	1983	209	1,577	7.545
10. Lache Seastrunk	2013	158	1,177	7.449

# INDIVIDUAL LEADERS

## TOUCHDOWN RESPONSIBILITY

### CAREER LEADERS PASSING & RUSHING

PLAYER	SEASONS	RUSH	PASS	TD
1. Robert Griffin III	2008-11	33	78	111
2. Charlie Brewer	2017-20	22	65	87
3. Bryce Petty	2011-14	21	62	83
4. Seth Russell	2013-16	20	60	80
5. Nick Florence	2009-12	14	41	55
6. J.J. Joe	1990-93	12	31	43
7. Don Trull	1961-63	18	23	41
8. Shawn Bell	2003-06	1	38	39
9. Cody Carlson	1983-86	5	32	37
Jeff Watson	1994-97	7	30	37

### SEASON LEADERS PASSING & RUSHING

PLAYER	SEASON	RUSH	PASS	TD
1. Robert Griffin III	2011	10	37	47
2. Bryce Petty	2013	14	32	46
3. Nick Florence	2012	10	33	43
4. Bryce Petty	2014	6	29	35
5. Charlie Brewer	2019	11	21	32
6. Robert Griffin III	2010	8	22	30
7. Robert Griffin III	2008	13	15	28
Seth Russell	2016	8	20	28
9. Gerry Bohanon	2021	9	18	27
10. Charlie Brewer	2018	7	19	26
11. Blake Szymanski	2007	1	22	23

## ALL-PURPOSE

### TOTAL NET YARDS

#### CAREER LEADERS

PLAYER	SEASONS	RUSH	REC	KR	PR	YDS
1. Terrance Williams	2009-12	17	3,334	1,180	162	4,693
2. Trestan Ebner	2017-21	1,690	1,515	1,214	190	4,609
3. Kendall Wright	2008-11	425	4,004	5	45	4,479
4. Shock Linwood	2013-16	4,213	186	0	0	4,399
5. Gerald McNeil	1980-83	7	2,651	473	886	4,017
6. Jerod Douglas	1994-97	2,811	333	837	23	4,004
7. Walter Abercrombie	1978-81	3,665	335	0	0	4,000
8. Kalief Muhammad	1993-96	1,004	1,300	1,425	208	3,937
9. Corey Coleman	2013-15	164	3,009	651	9	3,833
10. Antwan Goodley	2011-14	130	2,366	1,037	0	3,533
11. Tevin Reese	2010-13	136	3,102	23	0	3,261

#### SEASON LEADERS

PLAYER	SEASON	RUSH	REC	KR	PR	YDS
1. Terrance Williams	2012	14	1,832	0	0	1,846
2. Trestan Ebner	2021	799	284	538	154	1,775
3. Kendall Wright	2011	72	1,663	37	0	1,772
4. Abram Smith	2021	1,621	75	13	0	1,709
5. Terrance Ganaway	2011	1,547	52	0	0	1,599
6. Jerod Douglas	1995	1,114	81	399	0	1,594
7. Corey Coleman	2015	111	1,363	36	9	1,519
8. Shock Linwood	2015	1,329	71	0	0	1,400
9. Antwan Goodley	2013	33	1,339	25	0	1,397
10. Brandell Jackson	1993	899	91	357	0	1,347
11. Shock Linwood	2014	1,252	90	0	0	1,342
12. Steve Beaird	1974	1,104	233	0	0	1,327

#### YEARLY LEADERS

YEAR	PLAYER	RUSH	REC	KR	PR	YDS
1951	Jerry Coody	570	78	245	60	953
1952	L.G. Dupre	453	140	124	167	884
1953	L.G. Dupre	593	143	350	164	1,250
1954	Del Shofner	545	232	61	132	*1,149
1955	Del Shofner	352	127	77	39	595
1956	Del Shofner	449	249	196	138	*1,070
1957	Larry Hickman	612	7	0	0	619
1958	Larry Hickman	670	-1	256	0	*939
1959	Ronnie Bull	459	183	161	85	888

YEAR	PLAYER	RUSH	REC	KR	PR	YDS
1960	Ronnie Bull	454	254	157	120	985
1961	Ronnie Bull	441	199	81	16	737
1962	Ronnie Goodwin	227	414	354	119	*1,124
1963	Lawrence Elkins	-3	873	83	106	1,059
1964	Lawrence Elkins	1	851	0	126	978
1965	Harlan Lane	0	643	83	19	745
1966	Richard Defee	332	282	135	0	749
1967	Pinkie Palmer	438	61	188	0	687
1968	Pinkie Palmer	818	112	0	0	930
1969	Gordon Utgard	182	5	669	0	856
1970	Matthew Williams	711	1	471	42	1,225
1971	Godfrey White	313	10	465	14	802
1972	Gary Lacy	669	149	45	0	863
1973	Charlie Dancer	0	927	0	0	927
1974	Steve Beaird	1,104	223	0	0	1,327
1975	Cleveland Franklin	1,112	75	0	0	1,187
1976	Gary Blair	857	121	0	0	978
1977	Greg Hawthorne	670	102	290	0	1,062
1978	Walter Abercrombie	661	-2	0	0	659
1979	Walter Abercrombie	886	158	0	0	1,044
1980	Walter Abercrombie	1,187	77	0	0	1,264
1981	Gerald McNeil	0	744	173	158	1,075
1982	Gerald McNeil	2	822	161	204	1,180
1983	Gerald McNeil	0	1,034	50	129	1,213
1984	Ron Francis	558	119	50	0	727
1985	Derrick McAdoo	369	161	346	0	876
1986	Derrick McAdoo	334	118	330	0	782
1987	Charles Perry	494	242	59	0	795
1988	Bobby Jack Goforth	0	380	0	382	762
1989	Eldwin Raphel	708	0	0	0	708
1990	Trooper Taylor	0	0	564	11	575
1991	David Mims	852	174	0	0	1,026
1992	Melvin Bonner	0	818	0	0	818
1993	Brandell Jackson	899	91	357	0	1,347
1994	Kalief Muhammad	529	193	377	34	1,133
1995	Jerod Douglas	1,114	81	399	0	1,594
1996	Kalief Muhammad	101	479	412	174	1,166
1997	Jerod Douglas	557	165	263	23	1,008
1998	Morris Anderson	-5	639	0	0	634
1999	Darrell Bush	682	116	0	0	798
2000	Reggie Newhouse	0	629	0	0	629
2001	Reggie Newhouse	2	706	0	48	756
2002	Reggie Newhouse	0	1,140	0	44	1,184
2003	Rashad Armstrong	1,074	216	0	0	1,290
2004	Willie Andrews	0	0	741	443	1,184
2005	Shaun Rochon	32	443	139	548	1,162
2006	Trent Shelton	-11	802	-3	110	898
2007	David Gettis	0	407	763	0	1,170
2008	Jay Finley	865	141	0	0	1,006
2009	Kendall Wright	132	740	0	8	880
2010	Jay Finley	1,218	76	0	0	1,294
2011	Kendall Wright	72	1,663	37	0	1,772
2012	Terrance Williams	14	1,832	0	0	1,846
2013	Antwan Goodley	33	1,339	25	0	1,397
2014	Shock Linwood	1,252	90	0	0	1,342
2015	Corey Coleman	111	1,363	9	36	1,519
2016	KD Cannon	0	1,215	0	0	1,215
2017	Denzel Mims	-6	1,087	0	0	1,081
2018	Jalen Hurd	209	946	0	13	1,168
2019	Denzel Mims	0	1,020	0	0	1,020
2020	Trestan Ebner	107	299	612	29	1,047
2021	Trestan Ebner	799	284	538	154	1,775
2022	Richard Reese	972	89	0	0	1,061

\* – Interception return yards included in season total



# INDIVIDUAL LEADERS

## SCORING

### POINTS

#### CAREER LEADERS

PLAYER	SEASONS	TD	FG	PAT	PTS
1. Aaron Jones	2010-13	0	59	274	451
2. Chris Callahan	2014-16	0	36	211	319
3. Shock Linwood	2013-16	37	0	0	222
4. Alfred Anderson	1980-83	36	0	* 2	220
5. Terry Syler	1985-88	0	38	101	215
6. Jeff Ireland	1988-91	0	45	78	213
7. Corey Coleman	2013-15	35	0	0	210
8. Robert Bledsoe	1977-80	0	31	111	204
9. Robert Griffin III	2008-11	33	0	* 1	200
10. Jarvis Van Dyke	1993-95	0	29	110	197

\* — Two-point conversions

#### SEASON LEADERS

PLAYER	SEASON	TD	FG	PAT	PTS
1. Terrance Ganaway	2011	22	—	—	132
2. Chris Callahan	2014	—	18	75	129
3. Aaron Jones	2013	—	14	82	124
4. Corey Coleman	2015	20	—	—	120
5. Wesley Bradshaw	1921	14	6	17	119
Aaron Jones	2012	—	16	71	119
7. Chris Callahan	2015	—	8	83	107
8. Aaron Jones	2011	—	10	75	105
9. Aaron Jones	2010	—	19	46	103
10. John Mayers	2019	—	16	53	101

#### YEARLY LEADERS

YEAR	PLAYER	TD	PAT	2PAT	FG	PTS
1947	Lyle Blackwood	3	0	0	0	18
	George Sims	3	0	0	0	18
1948	Hank Dickerson	0	15	0	2	21
1949	J.D. Ison	6	0	0	0	36
1950	Buddy Parker	9	0	0	0	54
1951	Don Carpenter	7	0	0	0	42
1952	L.G. Dupre	9	0	0	0	54
1953	L.G. Dupre	8	2	0	0	50
1954	Del Shofner	7	1	0	0	43
1955	Del Shofner	5	0	0	0	30
1956	Del Shofner	10	0	0	0	60
1957	Larry Hickman	4	0	0	0	24
1958	Larry Hickman	7	0	0	0	42
1959	Ronnie Bull	5	0	0	0	30
1960	Ronnie Bull	9	0	0	0	54
1961	Ronnie Bull	8	0	0	0	48
1962	Lawrence Elkins	5	0	0	0	30
1963	Don Trull	10	0	0	0	60
1964	Lawrence Elkins	7	0	4	0	50
1965	Bob Purvis	0	18	0	6	36
1966	Richard Defee	6	0	0	0	36
1967	Terry Cozby	0	9	0	6	27
1968	Pinkie Palmer	6	0	0	0	36
	Gene Rogers	6	0	0	0	36
1969	Gordon Utgard	4	0	0	0	24
1970	Mike Conratt	0	13	0	8	37
1971	Godfrey White	3	0	0	0	18
	Matthew Williams	3	0	0	0	18
1972	Mike Conratt	0	17	0	9	44
1973	Gary Lacy	10	0	1	0	62
1974	Steve Beard	16	0	0	0	96
1975	Bubba Hicks	0	15	0	14	57
1976	Lester Belrose	0	22	0	9	49
1977	Robert Bledsoe	0	24	0	11	57
1978	Robert Bledsoe	0	28	0	1	31
1979	Robert Bledsoe	0	26	0	13	65
1980	Walter Abercrombie	10	0	0	0	60
1981	Marty Jimmerson	0	23	0	15	68
1982	Alfred Anderson	9	0	0	0	54

YEAR	PLAYER	TD	PAT	2PAT	FG	PTS
1983	Alfred Anderson	10	0	1	0	62
1984	Marty Jimmerson	0	16	0	12	52
1985	Terry Syler	0	31	0	11	64
1986	Terry Syler	0	29	0	12	65
1987	Terry Syler	0	19	0	10	49
1988	Terry Syler	0	22	0	5	37
1989	Jeff Ireland	0	21	0	18	75
1990	Jeff Ireland	0	25	0	10	55
1991	Jeff Ireland	0	31	0	11	64
1992	Trey Weir	0	36	0	10	66
1992	Melvin Bonner	11	0	0	0	66
1993	John Henry	10	0	0	0	60
1994	Jarvis Van Dyke	0	46	0	9	73
1995	Jarvis Van Dyke	0	30	0	13	69
1996	Kyle Atteberry	0	35	0	5	50
1997	Matt Bryant	0	23	0	9	50
1998	Matt Bryant	0	19	0	12	55
1999	Kyle Atteberry	0	14	0	9	41
2000	Reggie Newhouse	4	0	0	0	24
2001	Reggie Newhouse	8	0	0	0	48
2002	Jonathan Golden	9	0	0	0	54
2003	Kenny Webb	0	24	0	7	45
2004	Kenny Webb	0	25	0	11	58
2005	Ryan Havens	0	22	0	16	70
2006	Ryan Havens	0	32	0	11	65
2007	Thomas White	8	0	0	0	48
2008	Robert Griffin III	13	0	0	0	78
2009	Kendall Wright	5	0	0	0	30
	Terrance Ganaway	5	0	0	0	30
2010	Aaron Jones	0	46	0	19	103
2011	Terrance Ganaway	22	0	0	0	132
2012	Aaron Jones	0	71	0	16	119
2013	Aaron Jones	0	82	0	14	124
2014	Chris Callahan	0	75	0	18	129
2015	Corey Coleman	20	0	0	0	120
2016	Chris Callahan	0	53	0	10	83
2017	Connor Martin	0	29	0	20	89
2018	Connor Martin	0	40	0	15	85
2019	John Mayers	0	53	0	16	101
2020	John Mayers	0	22	0	10	52
2021	Isaiah Hankins	0	57	0	14	99
2022	John Mayers	0	42	0	8	66

# INDIVIDUAL LEADERS

## POINTS, KICKING

### CAREER LEADERS

PLAYER	SEASONS	FG	PAT	PTS
1. Aaron Jones	2010-13	59	274	451
2. Chris Callahan	2014-16	36	211	319
3. John Mayers	2018-22	34	120	222
4. Terry Syler	1985-88	38	101	215
5. Jeff Ireland	1988-91	45	78	213
6. Robert Bledsoe	1977-80	31	111	204
7. Jarvis Van Dyke	1993-95	29	110	197
8. Marty Jimmerson	1981-84	31	88	181
9. Connor Martin	2016-18	35	74	179
10. Ryan Havens	2003-06	27	54	135

### SEASON LEADERS

PLAYER	SEASON	FG	PAT	PTS
1. Chris Callahan	2014	18	75	129
2. Aaron Jones	2013	14	82	124
3. Aaron Jones	2012	16	71	119
4. Chris Callahan	2015	8	83	107
5. Aaron Jones	2011	10	75	105
6. Aaron Jones	2010	19	46	103
7. John Mayers	2019	16	53	101
8. Isaiah Hankins	2021	14	57	99
9. Connor Martin	2017	20	29	89
10. Connor Martin	2018	15	40	85

## FIELD GOALS MADE

### CAREER LEADERS

PLAYER	SEASONS	PCT	FGA	FGM
1. Aaron Jones	2010-13	.628	94	59
2. Jeff Ireland	1988-91	.563	80	45
3. Terry Syler	1985-88	.731	52	38
4. Chris Callahan	2014-16	.667	54	36
5. Connor Martin	2016-18	.729	48	35
6. John Mayers	2018-22	.756	45	34
7. Robert Bledsoe	1977-80	.492	63	31
Marty Jimmerson	1981-84	.721	43	31
9. Jarvis Van Dyke	1993-95	.592	49	29
10. Ryan Havens	2003-06	.730	37	27

### SEASON LEADERS

PLAYER	SEASON	PCT	FGA	FGM
1. Connor Martin	2017	.833	24	20
2. Aaron Jones	2010	.704	27	19
3. Jeff Ireland	1989	.750	24	18
Chris Callahan	2014	.692	26	18
5. Ryan Havens	2005	.696	23	16
Aaron Jones	2012	.593	27	16
John Mayers	2019	.842	19	16
8. Marty Jimmerson	1981	.714	21	15
Connor Martin	2018	.625	24	15
10. Bubba Hicks	1975	.700	20	14
Aaron Jones	2013	.609	23	14
Isaiah Hankins	2021	.700	20	14

## FIELD GOALS ATTEMPTED

### CAREER LEADERS

PLAYER	SEASONS	FGM	PCT	FGA
1. Aaron Jones	2010-13	59	.628	94
2. Jeff Ireland	1988-91	45	.563	80
3. Robert Bledsoe	1977-80	31	.492	63
4. Chris Callahan	2014-16	36	.667	54
5. Terry Syler	1985-88	38	.731	52
6. Jarvis Van Dyke	1993-95	29	.592	49
7. Connor Martin	2016-18	35	.729	48
8. John Mayers	2018-22	34	.756	45
9. Marty Jimmerson	1981-84	31	.721	43
10. Ryan Havens	2003-06	27	.730	37

### SEASON LEADERS

PLAYER	SEASON	FGM	PCT	FGA
1. Aaron Jones	2010	19	.704	27
Aaron Jones	2012	15	.593	27
3. Chris Callahan	2014	18	.692	26
4. Jeff Ireland	1991	11	.440	25
5. Jeff Ireland	1989	18	.750	24
Connor Martin	2017	20	.833	24
Connor Martin	2018	15	.625	24
8. Jarvis Van Dyke	1995	13	.565	23
Ryan Havens	2005	16	.696	23
Aaron Jones	2013	14	.609	23

## FIELD GOAL PERCENTAGE

### CAREER LEADERS MINIMUM 8 MADE

PLAYER	SEASONS	FGM	FGA	PCT
1. John Mayers	2018-22	34	45	.756
2. Terry Syler	1985-88	38	52	.731
3. Connor Martin	2016-18	35	48	.729
4. Ryan Havens	2003-06	27	37	.730
5. Matt Bryant	1997-98	21	29	.724
6. Marty Jimmerson	1981-84	31	43	.721
8. Chris Callahan	2014-16	36	54	.667
Carl Choate	1961-62	8	12	.667
Isaiah Hankins	2021-pres.	14	21	.667
11. Kenny Webb	2001-04	18	28	.643
12. Aaron Jones	2010-13	59	94	.628

### SEASON LEADERS MINIMUM 7 MADE

PLAYER	SEASON	FGM	FGA	PCT
1. Marty Jimmerson	1984	12	14	.857
2. Terry Syler	1985	11	13	.846
3. John Mayers	2019	16	19	.842
4. Connor Martin	2017	20	24	.833
5. Mike Conratt	1970	8	10	.800
Matt Bryant	1998	12	15	.800
7. Ryan Havens	2006	11	14	.786
8. Robert Bledsoe	1979	13	17	.765
9. Jeff Ireland	1989	18	24	.750
10. Kenny Webb	2004	11	15	.733

# INDIVIDUAL LEADERS

## PAT KICKS MADE

### CAREER LEADERS

PLAYER	SEASONS	PCT	XPA	XPM
1. Aaron Jones	2010-13	.986	278	274
2. Chris Callahan	2014-16	.991	213	211
3. John Mayers	2018-22	.984	122	120
4. Robert Bledsoe	1977-80	.982	113	111
5. Jarvis Van Dyke	1993-95	.991	111	110
6. Terry Syler	1985-88	.971	104	101
7. Marty Jimmerson	1981-84	.967	91	88
8. Jeff Ireland	1988-91	.929	84	78
9. Connor Martin	2016-18	.937	79	74
10. Hank Dickerson	1947-50	.684	98	67

### SEASON LEADERS

PLAYER	SEASON	PCT	XPA	XPM
1. Chris Callahan	2015	1.000	83	83
2. Aaron Jones	2013	1.000	82	82
3. Aaron Jones	2011	.962	78	75
Chris Callahan	2014	.987	76	75
5. Aaron Jones	2012	1.000	71	71
6. Isaiah Hankins	2021	1.000	57	57
7. Chris Callahan	2016	.981	54	53
John Mayers	2019	1.000	53	53
9. Jarvis Van Dyke	1994	1.000	46	46
Aaron Jones	2010	.979	47	46

## PAT KICKS ATTEMPTED

### CAREER LEADERS

PLAYER	SEASONS	XPM	PCT	XPA
1. Aaron Jones	2010-13	274	.986	278
2. Chris Callahan	2014-16	211	.991	213
3. John Mayers	2018-22	120	.984	122
4. Robert Bledsoe	1977-80	111	.982	113
5. Jarvis Van Dyke	1993-95	110	.991	111
6. Terry Syler	1985-88	101	.971	104
7. Hank Dickerson	1947-50	67	.684	98
8. Marty Jimmerson	1981-84	88	.967	91
9. Jeff Ireland	1988-91	78	.929	84
10. Connor Martin	2016-18	74	.937	79

### SEASON LEADERS

PLAYER	SEASON	XPM	PCT	XPA
1. Chris Callahan	2015	83	1.000	83
2. Aaron Jones	2013	82	1.000	82
3. Aaron Jones	2011	75	.962	78
4. Chris Callahan	2014	75	.987	76
5. Aaron Jones	2012	71	1.000	71
6. Isaiah Hankins	2021	57	1.000	57
7. Chris Callahan	2016	53	.981	54
8. John Mayers	2019	53	1.000	53
9. Aaron Jones	2010	46	.979	47
10. Jarvis Van Dyke	1994	46	1.000	46

## PAT KICK PERCENTAGE

### CAREER LEADERS MINIMUM 35 MADE

PLAYER	SEASONS	XPM	XPA	PCT
1. Matt Bryant	1997-98	42	42	1.000
2. Jarvis Van Dyke	1993-95	110	111	.991
3. Chris Callahan	2014-16	211	213	.991
4. Aaron Jones	2010-13	274	278	.986
5. Isaiah Hankins	2021-pres.	65	66	.985
6. John Mayers	2018-22	120	122	.984
7. Robert Bledsoe	1977-80	111	113	.982
8. Kenny Webb	2001-04	51	52	.981
9. Terry Syler	1985-88	101	104	.971
10. Bubba Hicks	1973-75	61	63	.968
11. Marty Jimmerson	1981-84	88	91	.967
12. Carl Choate	1961-62	39	41	.951

### SEASON LEADERS MINIMUM 15 MADE

PLAYER	SEASON	XPM	XPA	PCT
1. Chris Callahan	2015	83	83	1.000
Aaron Jones	2013	82	82	1.000
Aaron Jones	2012	71	71	1.000
Isaiah Hankins	2021	57	57	1.000
John Mayers	2019	53	53	1.000
Jarvis Van Dyke	1994	46	46	1.000
Trey Weir	1992	36	36	1.000
Jarvis Van Dyke	1993	34	34	1.000
Terry Syler	1985	31	31	1.000
Bubba Hicks	1974	29	29	1.000
Robert Bledsoe	1978	28	28	1.000
Marty Jimmerson	1982	27	27	1.000
Robert Bledsoe	1977	24	24	1.000
Kenny Webb	2003	24	24	1.000
Carl Choate	1961	23	23	1.000
Matt Bryant	1997	23	23	1.000
Lester Belrose	1976	22	22	1.000
Terry Syler	1988	22	22	1.000
Daniel Andino	2001	22	22	1.000
John Mayers	2020	22	22	1.000
Matt Bryant	1998	19	19	1.000

# INDIVIDUAL LEADERS

## PUNTING

### PUNTS

#### CAREER LEADERS

PLAYER	SEASONS	YDS	AVG	P
1. Daniel Sepulveda	2003-06	12,531	45.24	277
2. Ron Stowe	1979-82	10,339	41.03	252
3. Derek Epperson	2007-10	9,574	42.74	224
4. Kyle Atteberry	1997-99	9,404	42.55	221
5. Issac Power	2018-22	9,000	41.67	216
6. Ed Marsh	1968-70	8,551	41.51	206
7. Pete Rutter	1986-89	7,929	41.51	191
8. Luke Prestridge	1976-78	7,602	42.23	180
9. Buzzy Sawyer	1983-85	7,385	43.44	170
10. Drew Galitz	2015-18	6,987	42.09	166

#### SEASON LEADERS

PLAYER	SEASON	YDS	AVG	P
1. Ed Marsh	1970	3,556	40.41	88
2. Daniel Sepulveda	2003	3,750	43.10	87
3. Adam Stiles	2000	3,248	40.10	81
4. Kyle Atteberry	1999	3,137	40.74	77
5. Ron Stowe	1979	3,044	41.14	74
6. Buzzy Sawyer	1984	3,275	44.86	73
Kyle Atteberry	1998	3,158	43.26	73
Jeremy Parker	2002	2,599	35.60	73
9. Kyle Atteberry	1997	3,109	43.79	71
10. Ron Stowe	1980	2,702	38.60	70
Adam Stiles	2001	3,088	44.11	70

## YARDS

### CAREER LEADERS

PLAYER	SEASONS	P	AVG	YDS
1. Daniel Sepulveda	2003-06	277	45.24	12,531
2. Ron Stowe	1979-82	252	41.03	10,339
3. Derek Epperson	2007-10	224	42.74	9,574
4. Kyle Atteberry	1997-99	221	42.55	9,404
5. Issac Power	2018-22	216	41.67	9,000
6. Ed Marsh	1968-70	206	41.51	8,551
7. Pete Rutter	1986-89	191	41.51	7,929
8. Luke Prestridge	1976-78	180	42.23	7,602
9. Buzzy Sawyer	1983-85	170	43.44	7,385
10. Spencer Roth	2011-14	164	43.72	7,170

#### SEASON LEADERS

PLAYER	SEASON	P	AVG	YDS
1. Daniel Sepulveda	2003	87	43.10	3,750
2. Ed Marsh	1970	88	40.41	3,556
3. Buzzy Sawyer	1984	73	44.86	3,275
4. Adam Stiles	2000	81	40.10	3,248
5. Kyle Atteberry	1998	73	43.26	3,158
6. Kyle Atteberry	1999	77	40.74	3,137
7. Kyle Atteberry	1997	71	43.79	3,109
8. Adam Stiles	2001	70	44.11	3,088
9. Daniel Sepulveda	2006	66	46.49	3,068
10. Issac Power	2022	41	41.51	1,702

## YARDS PER PUNT

### CAREER LEADERS MINIMUM 100 PUNTS

PLAYER	SEASONS	P	YDS	AVG
1. Daniel Sepulveda	2003-06	277	12,531	45.24
2. Spencer Roth	2011-14	164	7,170	43.72
3. Buzzy Sawyer	1983-85	170	7,385	43.44
4. Derek Epperson	2007-10	224	9,572	42.75
5. Kyle Atteberry	1997-99	221	9,404	42.55
6. Luke Prestridge	1976-78	180	7,602	42.23
7. Drew Galitz	2015-18	166	6,987	42.09
8. Adam Stiles	2000-01	151	6,336	41.96
9. Issac Power	2018-22	216	9,000	41.67
10. Pete Rutter	1986-89	191	7,929	41.51
11. Ed Marsh	1968-70	206	8,551	41.51

### SEASON LEADERS MINIMUM 40 PUNTS

PLAYER	SEASON	P	YDS	AVG
1. Daniel Sepulveda	2006	66	3,068	46.49
2. Ty Atteberry	1996	60	2,781	46.35
3. Daniel Sepulveda	2005	62	2,863	46.18
4. Daniel Sepulveda	2004	62	2,850	46.00
5. Spencer Roth	2013	52	2,379	45.75
6. Issac Power	2021	50	2,249	44.98
7. Buzzy Sawyer	1984	73	3,275	44.86
8. Buzzy Sawyer	1985	52	2,332	44.85
9. Derek Epperson	2009	54	2,420	44.81
10. Derek Epperson	2008	49	2,169	44.30
11. Adam Stiles	2001	70	3,088	44.11

## YEARLY LEADERS

YEAR	PLAYER	P	YDS	AVG
1945	Jack Price	66	2,375	35.98
1946	Jack Price	17	602	35.41
1947	Jack Price	62	2,173	35.05
1948	Adrian Burk	59	2,038	34.54
1949	Adrian Burk	54	1,987	36.80
1950	Larry Isbell	56	2,306	41.18
1951	Larry Isbell	63	2,338	37.11
1952	Cotton Davidson	58	2,135	36.81
1953	Cotton Davidson	32	1,237	38.66
1954	Del Shofner	17	668	39.29
1955	Del Shofner	28	1,024	36.57
1956	Del Shofner	29	1,180	40.69
1957	Larry Hickman	40	1,536	38.40
1958	Larry Hickman	37	1,297	35.10
1959	Gary Wisener	35	1,190	34.00
1960	Tommy Minter	38	1,392	36.63
1961	Benny Corley	50	1,709	34.18
1962	Michael Broyles	38	1,398	36.79
1963	Ed Whiddon	43	1,518	35.30
1964	Ed Whiddon	54	1,866	34.56
1965	Ricky Head	66	2,289	34.68
1966	Terry Southall	48	1,934	40.29
1967	Jerral Landers	61	2,284	37.44
1968	Ed Marsh	50	2,030	40.60
1969	Ed Marsh	68	2,965	43.60
1970	Ed Marsh	88	3,556	40.41
1971	Harlan Deem	60	2,364	39.40
1972	Rusty Parrott	51	1,929	37.82
1973	Rusty Parrott	38	1,372	36.11
1974	Bill Moore	60	2,213	36.88
1975	Bill Moore	46	1,729	37.59
1976	Luke Prestridge	59	2,368	40.14
1977	Luke Prestridge	63	2,755	43.73
1978	Luke Prestridge	58	2,479	42.74
1979	Ron Stowe	74	3,044	41.14
1980	Ron Stowe	70	2,702	38.60
1981	Ron Stowe	46	1,888	41.04
1982	Ron Stowe	62	2,705	43.63
1983	Buzzy Sawyer	45	1,778	39.51
1984	Buzzy Sawyer	73	3,275	44.86
1985	Buzzy Sawyer	52	2,332	44.85



# INDIVIDUAL LEADERS

YEAR	PLAYER	P	YDS	AVG
1986	Jim Mueller	43	1,650	38.37
1987	Pete Rutter	66	2,672	40.48
1988	Pete Rutter	63	2,591	41.13
1989	Pete Rutter	57	2,496	43.79
1990	Kent Brentham	57	2,128	37.33
1991	Kent Brentham	48	1,798	37.46
1992	Rhett Delaney	42	1,679	39.98
1993	Willie Schupp	44	1,728	39.27
1994	Ty Atteberry	39	1,589	40.74
1995	Ty Atteberry	60	2,284	38.07
1996	Ty Atteberry	60	2,781	46.35
1997	Kyle Atteberry	71	3,109	43.79
1998	Kyle Atteberry	73	3,158	43.26
1999	Kyle Atteberry	77	3,137	40.74
2000	Adam Stiles	81	3,248	40.10
2001	Adam Stiles	70	3,088	44.11
2002	Jeremy Parker	73	2,599	35.60
2003	Daniel Sepulveda	87	3,750	43.10
2004	Daniel Sepulveda	62	2,850	46.00
2005	Daniel Sepulveda	62	2,863	46.18
2006	Daniel Sepulveda	66	3,088	46.49
2007	Derek Epperson	66	2,579	39.08
2008	Derek Epperson	49	2,169	44.30
2009	Derek Epperson	54	2,420	44.81
2010	Derek Epperson	55	2,406	43.75
2011	Spencer Roth	29	1,174	40.48
2012	Spencer Roth	36	1,577	43.81
2013	Spencer Roth	52	2,379	45.75
2014	Spencer Roth	47	2,040	43.40
2015	Drew Galitz	40	1,627	40.68
2016	Drew Galitz	54	2,246	41.59
2017	Connor Martin	39	1,572	40.31
2018	Drew Galitz	51	2,165	42.45
2019	Issac Power	69	2,783	40.33
2020	Issac Power	55	2,219	40.35
2021	Issac Power	50	2,249	44.98
2022	Issac Power	41	1,702	41.52

## 60-PLUS-YARD PUNTS

### CAREER LEADERS SINCE 1964

PLAYER	SEASON	P	60+
1. Daniel Sepulveda	2003-06	277	21
2. Kyle Atteberry	1997-99	221	10
3. Spencer Roth	2011-14	164	9
4. Ron Stowe	1979-82	252	8
Ty Atteberry	1993-96	165	8
6. Buzzy Sawyer	1983-85	170	7
Drew Galitz	2015-18	166	7
8. Derek Epperson	2007-10	224	6
Issac Power	2018-22	216	6

### SEASON LEADERS SINCE 1964

PLAYER	SEASON	P	60+
1. Buzzy Sawyer	1984	73	7
Daniel Sepulveda	2006	66	7
3. Ty Atteberry	1996	60	6
Daniel Sepulveda	2005	62	6
5. Kyle Atteberry	1998	71	5
6. Daniel Sepulveda	2004	62	5
7. Spencer Roth	2013	52	4
8. Ron Stowe	1979	74	3
Ron Stowe	1982	62	3
Kyle Atteberry	1999	77	3
Daniel Sepulveda	2003	87	3
Derek Epperson	2008	49	3
Drew Galitz	2016	62	3
Issac Power	2020	55	3
Issac Power	2021	50	3

## 50-PLUS-YARD PUNTS

### CAREER LEADERS SINCE 1964

PLAYER	SEASONS	P	50+
1. Daniel Sepulveda	2003-06	277	94
2. Derek Epperson	2007-10	224	49
3. Ron Stowe	1979-82	252	47
4. Kyle Atteberry	1997-99	221	46
5. Issac Power	2018-22	216	43
6. Spencer Roth	2011-14	164	41
7. Pete Rutter	1986-89	191	39
8. Ed Marsh	1968-70	206	38
Buzzy Sawyer	1983-85	170	38
10. Adam Stiles	2000-01	151	33
Drew Galitz	2015-18	166	33

### SEASON LEADERS SINCE 1964

PLAYER	SEASON	P	50+
1. Daniel Sepulveda	2003	87	26
2. Daniel Sepulveda	2006	66	25
3. Daniel Sepulveda	2004	62	24
4. Buzzy Sawyer	1984	73	22
5. Adam Stiles	2001	70	20
Issac Power	2021	50	20
7. Ron Stowe	1982	62	19
Ty Atteberry	1996	60	19
Daniel Sepulveda	2005	62	19
10. Kyle Atteberry	1997	71	18
11. Spencer Roth	2013	52	17

# INDIVIDUAL LEADERS

## DEFENSE

### TOTAL TACKLES

#### CAREER LEADERS

PLAYER	SEASONS	SOLO	ASST	TT
1. Mike Singletary	1977-80	351	311	662
2. Joe Pawelek	2006-09	191	231	422
3. Ray Berry	1983-86	231	149	380
4. Maurice Lane	2002-05	248	117	365
5. Kris Micheaux	1997-00	214	137	351
6. James Francis	1986-89	198	136	334
7. Doak Field	1977-80	164	166	330
8. Thomas Everett	1983-86	204	121	325
Taylor Young	2014-17	215	110	325
10. Jordan Lake	2006-09	198	126	324

#### SEASON LEADERS

PLAYER	YEAR	SOLO	ASST	TT
1. Mike Singletary	1978	127	105	232
2. Mike Singletary	1979	117	71	188
3. Mike Singletary	1980	62	83	145
4. Jerry Harrison	1977	78	66	144
5. Geff Gandy	1982	63	74	137
6. Mike Welch	1987	82	49	131
7. James Francis	1989	72	57	129
Maurice Lane	2003	89	40	129
9. Joe Pawelek	2008	55	73	128
10. LaCurtis Jones	1994	83	43	126

#### YEARLY LEADERS

YEAR	PLAYER	SOLO	ASST	TT
1977	Jerry Harrison	78	66	144
1978	Mike Singletary	127	105	232
1979	Mike Singletary	117	71	188
1980	Mike Singletary	62	83	145
1981	Geff Gandy	59	56	115
1982	Geff Gandy	63	74	137
1983	Kevin Hancock	46	59	105
1984	Ray Berry	63	44	107
1985	Ray Berry	67	46	113
1986	Ray Berry	61	38	99
1987	Mike Welch	82	49	131
1988	Gary Kinne	71	40	111
1989	James Francis	72	57	129
1990	Curtis Hafford	48	35	83
1991	Le'Shai Maston	58	52	110
1992	Le'Shai Maston	63	57	120
1993	Chris Dull	62	34	96
1994	LaCurtis Jones	83	43	126
1995	LaCurtis Jones	54	59	113
1996	Dean Jackson	67	47	114
1997	Rodney Smith	70	39	109
1998	Rodney Smith	80	26	106
1999	Sean Armistead	56	48	104
2000	Gary Baxter	57	39	96
	Kris Micheaux	57	39	96
2001	Samir Al-Amin	76	33	109
2002	Ethan Kelley	46	30	76
2003	Maurice Lane	89	40	129
2004	Maurice Lane	77	27	104
2005	Maurice Lane	43	41	84
2006	Joe Pawelek	46	40	86
2007	Jordan Lake	67	53	120
2008	Joe Pawelek	55	73	128
2009	Joe Pawelek	50	59	109
2010	Byron Landor	78	49	127
2011	Elliot Coffey	55	59	114
2012	Bryce Hager	72	52	124
2013	Eddie Lackey	64	44	108
2014	Bryce Hager	76	38	114
2015	Grant Campbell	63	34	97
2016	Aiavion Edwards	64	34	98

YEAR	PLAYER	SOLO	ASST	TT
2017	Taylor Young	39	21	60
2018	Clay Johnston	64	35	99
2019	Terrel Bernard	53	59	112
2020	Jalen Pitre	41	19	60
2021	Terrel Bernard	62	41	103
2022	Dillon Doyle	43	47	90

### SOLO TACKLES

#### CAREER LEADERS

PLAYER	SEASONS	TT	ASST	SOLO
1. Mike Singletary	1977-80	662	311	351
2. Maurice Lane	2002-05	365	117	248
3. Ray Berry	1983-86	380	149	231
4. Taylor Young	2014-17	325	110	215
5. Kris Micheaux	1997-00	351	137	214
6. Thomas Everett	1983-86	325	121	204
7. Bryce Hager	2011-14	322	120	202
8. Rodney Smith	1996-99	294	95	199
9. James Francis	1986-89	334	136	198
Jordan Lake	2006-09	324	126	198

#### SEASON LEADERS

PLAYER	SEASON	TT	ASST	SOLO
1. Mike Singletary	1978	232	105	127
2. Mike Singletary	1979	188	71	117
3. Maurice Lane	2003	129	40	89
4. LaCurtis Jones	1994	126	43	83
Sam Holl	2011	113	30	83
6. Mike Welch	1987	131	49	82
7. Rodney Smith	1998	106	26	80
8. Jerry Harrison	1977	144	66	78
Byron Landor	2010	127	49	78
10. Maurice Lane	2004	104	27	77

### ASSISTED TACKLES

#### CAREER LEADERS

PLAYER	SEASONS	TT	SOLO	ASST
1. Mike Singletary	1977-80	662	351	311
2. Joe Pawelek	2006-09	422	191	231
3. Doak Field	1977-80	330	164	166
4. Ray Berry	1983-86	380	231	149
5. Joe Campbell	1977-80	316	170	146
6. Tommy Tabor	1978-81	304	159	145
7. Gary Joe Kinne	1986-89	323	179	144
8. Terrel Bernard	2017-21	317	174	143
9. Geff Gandy	1979-82	269	132	137
Kris Micheaux	1997-00	351	214	137
11. James Francis	1986-89	334	198	136

#### SEASON LEADERS

PLAYER	SEASON	TT	SOLO	ASST
1. Mike Singletary	1978	232	127	105
2. Mike Singletary	1980	145	62	83
3. Geff Gandy	1982	137	63	74
4. Joe Pawelek	2008	128	55	73
5. Mike Singletary	1979	188	117	71
6. Jerry Harrison	1977	144	78	66
7. Jerry Harrison	1978	116	52	64
8. Doak Field	1980	79	18	61
9. Kevin Hancock	1983	105	46	59
LaCurtis Jones	1995	113	54	59
Joe Pawelek	2007	99	40	59
Joe Pawelek	2009	109	50	59
Elliot Coffey	2011	114	55	59
Terrel Bernard	2019	112	53	59

# INDIVIDUAL LEADERS

## TACKLES FOR LOSS

### CAREER LEADERS

PLAYER	SEASONS	YDS	TFL
1. Charles Benson	1979-82	259	49.0
2. Shawn Oakman	2013-15	176	46.5
3. Taylor Young	2014-17	161	39.0
4. John Garrett	2000-03	131	38.5
5. Robin Jones	1988-91	164	38.0
6. Jalen Pitre	2017-21	135	36.5
7. Mike Singletary	1977-80	103	34.0
8. Justin Crooks	2001-04	108	33.5
James Lynch	2017-19	177	33.5
10. Scotty Lewis	1990, 92-94	114	33.0
11. Daryl Gardener	1992-95	111	32.5

### SEASON LEADERS

PLAYER	SEASON	YDS	TFL
1. Andrew Mellontree	1979	98	20.0
Charles Benson	1982	88	20.0
3. Shawn Oakman	2014	89	19.5
James Lynch	2019	98	19.5
5. John Garrett	2003	73	17.5
6. Jalen Pitre	2021	63	17.0
7. Charles Benson	1980	72	16.0
Matthew Pearson	1992	88	16.0
Justin Crooks	2004	61	16.0
10. Derek Turner	1985	73	15.0
Andrew Billings	2015	66	15.0

### YEARLY LEADERS

YEAR	PLAYER	YDS	TFL
1977	Jerry Harrison	36	8.0
	Allen Stone	34	8.0
1978	Mike Singletary	39	14.0
1979	Andrew Mellontree	98	20.0
1980	Charles Benson	72	16.0
1981	Charles Benson	99	13.0
	Travis Selph	64	13.0
1982	Charles Benson	88	20.0
1983	Ervin Randle	69	14.0
	Kent Townsend	69	14.0
1984	Derek Turner	73	15.0
1985	Derek Turner	35	9.0
1986	Ray Berry	49	10.0
1987	Eugene Hall	23	8.0
1988	James Francis	54	8.0
	Reggie Howard	30	8.0
	Gary Kinne	21	8.0
1989	James Francis	58	12.0
1990	Robin Jones	42	11.0
1991	Le'Shea Matson	52	13.0
1992	Matthew Pearson	88	16.0
1993	Daryl Gardener	35	12.0
1994	Scotty Lewis	41	12.0
1995	LaCurtis Jones	42	10.0
	Charles Holton	22	10.0
1996	Donnie Embra	37	7.0
1997	Charles Foster	33	8.0
1998	Jason Jackson	30	10.0
1999	Kris Micheaux	23	8.0
2000	McKinley Bowie	35	9.0
2001	Kevin Stevenson	22	12.0
2002	Ethan Kelley	33	10.0
2003	John Garrett	73	17.5
2004	Justin Crooks	61	16.0
2005	Montez Murphy	39	9.5
2006	Maurice Linguist	29	7.5
2007	Leon Freeman	39	9.5
2008	Leon Freeman	39	9.0
2009	Jason Lamb	38	7.0
2010	Tevin Elliott	55	9.0
2011	Nicolas Jean-Baptiste	36	8.5

YEAR	PLAYER	YDS	TFL
2012	Eddie Lackey	36	10.5
2013	Eddie Lackey	64	13.0
2014	Shawn Oakman	89	19.5
2015	Andrew Billings	66	15.0
2016	Patrick Levels	56	12.0
	K.J. Smith	57	12.0
2017	Ira Lewis	47	11.5
2018	Greg Roberts	35	9.0
2019	James Lynch	98	19.5
2020	Jalen Pitre	49	13.0
2021	Jalen Pitre	63	17.0
2022	Al Walcott	35	10.0

## SACKS

### CAREER LEADERS

PLAYER	SEASONS	SACKS
1. James Lynch	2017-19	22.5
2. Shawn Oakman	2013-15	17.5
3. Terrel Bernard	2017-21	16.5
4. Taylor Young	2014-17	15.5
5. Daryl Gardener	1992-95	15.0
Chris McAllister	2010-13	15.0
7. Scotty Lewis	1990, 92-94	14.0
8. James Francis	1986-89	13.5
Matthew Pearson	1991-92	13.5
10. John Garrett	2000-03	13.0
Jamal Palmer	2012-15	13.0
12. K.J. Smith	2014-17	12.0
Santana Dotson	1988-91	12.0
Glenn Coy	1994-97	12.0

### SEASON LEADERS

PLAYER	SEASON	SACKS
1. James Lynch	2019	13.5
2. Shawn Oakman	2014	11.0
3. Matthew Pearson	1992	10.5
4. John Garrett	2003	10.0
5. Charles Benson	1982	8.5
6. Terrel Bernard	2021	7.5
7. K.J. Smith	2016	7.0
Kent Townsend	1983	7.0
Robin Jones	1991	7.0
Albert Fontenot	1992	7.0
Scotty Lewis	1993	7.0

### YEARLY LEADERS

YEAR	PLAYER	YDS	SACKS
1991	Robin Jones	41	7.0
1992	Matthew Pearson	NA	10.5
1993	Scotty Lewis	NA	7.0
1994	Daryl Gardener	18	4.5
1995	LaCurtis Jones	27	5.0
1996	Donnie Embra	24	4.0
1997	Charles Foster	30	3.0
	Glenn Coy	20	3.0
1998	Dwight Johnson	28	5.0
1999	Rodney Smith	17	3.0
	Justin Snow	16	3.0
2000	Aaron Lard	7	2.0
2001	A.C. Collier	52	6.0
2002	Khari Long	26	4.5
2003	John Garrett	59	10.0
2004	Willie Andrews	20	3.0
2005	Colin Allred	41	5.5
2006	Geoff Nelson	28	2.5
2007	Jason Lamb	29	5.0
2008	Leon Freeman	29	4.0
2009	Tracy Robertson	31	3.0
	Jason Lamb	29	3.0
2010	Tevin Elliott	42	5.0

# INDIVIDUAL LEADERS

YEAR	PLAYER	YDS	SACKS
2011	Tracy Robertson	30	4.5
2012	Chris McAllister	34	6.0
2013	Chris McAllister	46	6.5
2014	Shawn Oakman	73	11.0
2015	Andrew Billings	40	5.5
	Jamal Palmer	31	5.5
2016	K.J. Smith	46	7.0
2017	Ira Lewis	39	5.5
2018	James Lynch	45	6.0
2019	James Lynch	82	13.5
2020	William Bradley-King	29	3.5
	Terrel Bernard	15	3.5
2021	Terrel Bernard	53	7.5
2022	Gabe Hall	36	4.5

## INTERCEPTIONS

### CAREER LEADERS

PLAYER	SEASONS	YARDS	AVG	INT
1. Vann McElroy	1978-81	113	7.06	16
Mike Welch	1986-90	133	8.31	16
3. George Sims	1945-48	320	21.33	15
4. Ron Francis	1982-86	102	7.29	14
Robert Blackmon	1986-89	275	19.64	14
6. Robert Reid	1950-51	158	12.15	13
7. Orion Stewart	2013-16	227	18.92	12
Thomas Everett	1983-86	194	16.17	12
Michael McFarland	1989-92	79	6.58	12
10. Adrian Robinson	1993-95	177	16.09	11

### SEASON LEADERS

PLAYER	SEASON	YDS	AVG	INT
1. Robert Reid	1951	128	11.64	11
2. George Sims	1947	208	26.00	8
Vann McElroy	1980	73	9.13	8
Ron Francis	1986	25	3.13	8
Robert Blackmon	1989	150	18.75	8
6. George Sims	1948	112	16.00	7
Mike Welch	1990	80	11.43	7
8. Bobby Griffin	1949	135	22.50	6
John Miller	1969	6	1.00	6
Ron Francis	1985	77	12.83	6
Michael McFarland	1991	15	2.50	6
Joe Pawelek	2008	56	9.33	6
Orion Stewart	2016	53	8.83	6
Grayland Arnold	2019	118	19.67	6
JT Woods	2021	109	18.17	6

### YEARLY LEADERS

YEAR	PLAYER	INT	YDS	AVG	TD	LG
1947	George Sims	8	208	26.00	2	
1948	George Sims	7	112	16.00		
1949	Bobby Griffin	6	135	22.50	1	88
1950	James Mott	4	72	18.00		32
1951	Robert Reid	11	128	11.64		56
1952	Glenn Jones	3	30	10.00		
	James Culvahouse	3	26	8.67		
1953	Billy Don Sherman	4	15	3.75		
1954	Del Shofner	5	179	35.80	1	88
1955	Reuben Saage	3	69	23.00		
1956	Four Players	2				
1957	Doyle Traylor	2	40	20.00	0	
	Dick Clark	2	30	15.00		
	Lee Harrington	2	16	8.00	0	
1958	Four Players	2				
1959	Four Players	2				
1960	Larry Corley	2	5	2.50	0	
1961	Six Players	1				
1962	Ronnie Goodwin	4	10	2.50		
1963	Robert Christian	3	40	13.33	0	
1964	Donnie Laurence	5	44	8.80	1	

YEAR	PLAYER	INT	YDS	AVG	TD	LG
1965	Eddie Whiddon	5	4	0.80	0	
1966	Six Players	2				
1967	Ridley Gibson	5	55	11.00	0	
	Jackie Allen	5	20	4.00	0	
1968	Russell Serafin	5	5	1.00	0	
1969	John Miller	6	6	1.00	0	
1970	Edward Marsh	4	61	15.25	1	
1971	Ricky Duff	3	11	3.67	0	
	Phillip Beall	3	0	0.00	0	
1972	Tommy Stewart	5	97	19.40	0	
1973	Gary Green	3	12	4.00	0	
1974	Ken Quesenberry	3	0	0.00	0	
1975	Mike Nelms	5	108	21.60	0	
1976	Scooter Reed	2	17	8.50	0	
1977	Howard Fields	4	56	14.00	1	53
1978	Benny Goodwin	4	70	17.50	0	57
1979	Howard Fields	5	95	19.00	1	95
1980	Vann McElroy	8	73	9.13	0	25
1981	Vic Vines	4	65	16.25	0	34
	Vann McElroy	4	18	4.50	0	15
1982	Vic Vines	3	33	11.00	0	24
	Preston Davis	3	22	7.33	0	11
1983	Jack Hurd	3	28	9.33	0	20
1984	Kevin Hancock	3	54	18.00	0	51
	Ray Berry	3	23	7.67	0	13
1985	Ron Francis	6	77	12.83	0	19
1986	Ron Francis	8	25	3.13	0	16
1987	Robert Blackmon	5	81	16.20	2	26
	Mike Welch	5	28	5.60	0	21
1988	Gary Kinne	4	117	29.25	0	69
1989	Robert Blackmon	8	150	18.75	2	35
1990	Mike Welch	7	80	11.43	0	31
1991	Michael McFarland	6	15	2.50	0	15
1992	Keith Caldwell	2	42	21.00	1	42
	Le'Shai Maston	2	14	7.00	0	9
	Chris Lewis	2	0	0.00	0	0
1993	Andrew Swasey	5	33	6.60	0	25
1994	Adrian Robinson	3	129	43.00	2	89
	Chris Lewis	3	10	3.33	0	10
1995	Adrian Robinson	4	26	6.50	0	15
1996	Dean Jackson	4	48	12.00	0	19
1997	Matt Anderson	2	35	17.50	0	25
1998	Gary Baxter	4	87	21.75	0	59
1999	Daniel Wilturner	3	98	32.67	1	52
2000	Eric Giddens	2	89	44.5	1	72
	Samir Al-Amin	2	55	27.5	0	33
	Daniel Wilturner	2	47	23.5	0	44
2001	Derrick Cash	5	129	25.8	1	73
2002	Bobby Hart	3	29	9.7	0	25
2003	Willie Andrews	2	24	12.0	0	24
2004	Anthony Arline	1	6	6.0	0	6
	Maurice Lane	1	33	33.0	0	33
	Maurice Linguist	1	0	0.0	0	0
	Braelon Davis	1	12	12.0	0	12
2005	C.J. Wilson	5	54	10.8	0	12
2006	C.J. Wilson	4	98	24.5	1	52
2007	Jordan Lake	2	26	13.0	0	28
	Brandon Stiggers	2	23	11.5	0	23
2008	Joe Pawelek	6	56	9.3	0	33
2009	Chance Casey	2	66	33.0	1	66
2010	Prince Kent	2	23	11.5	0	19
2011	K.J. Morton	4	54	13.5	0	28
2012	Eddie Lackey	4	110	27.5	2	55
2013	Eddie Lackey	3	54	18.0	1	54
	K.J. Morton	3	61	20.3	0	57
	Demetri Goodson	3	63	21.0	0	42
2014	Xavien Howard	4	40	10.0	0	25
	Orion Stewart	4	68	17.0	0	44
2015	Xavien Howard	5	74	14.8	0	46
2016	Orion Stewart	6	53	8.83	1	33
2017	Grayland Arnold	1	20	20.0	0	20



# INDIVIDUAL LEADERS

YEAR	PLAYER	INT	YDS	AVG	TD	LG
	Henry Black	1	0	0.0	0	0
	Harrison Hand	1	0	0.0	0	0
2018	Raleigh Texada	2	0	0.0	0	0
2019	Grayland Arnold	6	118	19.67	0	71
2020	JT Woods	3	92	30.67	0	32
	Christian Morgan	3	0	0.0	0	0
2021	JT Woods	6	109	18.17	1	33
2022	Christian Morgan	3	0	0.0	0	0

## INTERCEPTION RETURN YARDS

### CAREER LEADERS

PLAYER	SEASONS	INT	AVG	YDS
1. George Sims	1945-48	15	21.33	320
2. Robert Blackmon	1986-89	14	19.64	275
3. Orion Stewart	2013-16	12	18.92	227
4. Del Shofner	1954-56	7	31.00	217
5. JT Woods	2018-21	9	22.33	201
6. Thomas Everett	1983-86	12	16.17	194
7. Derrick Cash	2000-03	7	27.00	189
8. Adrian Robinson	1993-95	11	16.09	177
9. Eddie Lackey	2012-13	7	23.43	164
10. Robert Reid	1950-51	13	12.15	158

### SEASON LEADERS

PLAYER	SEASON	INT	AVG	YDS
1. George Sims	1947	8	26.00	208
2. Del Shofner	1954	5	35.80	179
3. Robert Blackmon	1989	8	18.75	150
4. Bobby Griffin	1949	6	22.50	135
5. Charles McClanahan	1974	2	65.00	130
6. Adrian Robinson	1994	3	43.00	129
Derrick Cash	2001	5	25.80	129
8. Robert Reid	1951	11	11.64	128
9. Grayland Arnold	2019	6	19.67	118
10. Gary Joe Kinne	1988	4	29.25	117

## YARDS PER INTERCEPTION RETURN

### CAREER LEADERS MINIMUM 5 RETURNS

PLAYER	SEASONS	INT	YDS	AVG
1. Del Shofner	1954-56	7	217	31.00
2. Daniel Wilturner	1998-00	5	145	29.00
3. Derrick Cash	2000-03	7	189	27.00
4. Samir Al-Amin	1997-01	6	160	26.67
5. Eddie Lackey	2012-13	7	164	23.43
6. JT Woods	2018-21	9	201	22.33
7. Joe Williams	2011-13	6	131	21.83
8. George Sims	1945-48	15	320	21.33
9. Robert Blackmon	1986-89	14	275	19.64
10. Bobby Griffin	1947-49	8	157	19.63

### SEASON LEADERS MINIMUM 3 RETURNS

PLAYER	SEASON	INT	YDS	AVG
1. Adrian Robinson	1994	3	129	43.00
2. Ryan Reid	2016	3	116	38.67
3. Del Shofner	1954	5	179	35.80
4. Daniel Wilturner	1999	3	98	32.67
5. Samir Al-Amin	2001	3	93	31.00
6. JT Woods	2020	3	92	30.67
7. Gary Joe Kinne	1988	4	117	29.25
8. Eddie Lackey	2012	4	110	27.50
9. George Sims	1947	8	208	26.00
10. Derrick Cash	2001	5	129	25.80

## PASSES BROKEN UP

### CAREER LEADERS

PLAYER	SEASONS	PBU
1. Gary Baxter	1997-00	44
2. Howard Fields	1976-79	35
3. Thomas Everett	1983-86	33
4. Joe Williams	2011-13	32
5. George McCullough	1993-96	31
6. Robert Blackmon	1986-89	30
7. Ron Francis	1982-86	29
8. Ryan Reid	2012-16	28
Daniel Wilturner	1998-00	28
10. Samir Al-Amin	1997-01	26

### SEASON LEADERS

PLAYER	SEASON	PBU
1. Daniel Wilturner	2000	19
2. Gary Baxter	1998	18
3. Howard Fields	1977	17
4. Kirk Collins	1979	16
5. Robert Blackmon	1987	15
Tyrone Smith	1994	15
Gary Baxter	1999	15
Bobby Hart	2001	15
9. Scooter Reed	1977	14
Thomas Everett	1986	14
George McCullough	1995	14

# INDIVIDUAL LEADERS

## KICK RETURNS

### PUNT RETURNS

#### CAREER LEADERS

PLAYER	SEASONS	AVG	YDS	RET
1. Gerald McNeil	1980-83	8.77	886	101
2. Willie Andrews	2002-05	9.78	949	97
3. Howard Fields	1977-79	8.27	794	96
4. Thomas Everett	1983-86	9.58	766	80
5. Gary Green	1973-76	7.93	563	71
6. Levi Norwood	2011-14	8.73	559	64
7. Bobby Jack Goforth	1987-88	9.05	561	62
8. Bobby Hart	2000-02	9.87	513	52
9. George Sims	1945-48	15.55	793	51
10. Jack Allen	1966-68	9.21	442	48

#### SEASON LEADERS

PLAYER	SEASON	AVG	YDS	RET
1. Gerald McNeil	1980	9.63	395	41
Willie Andrews	2004	10.81	443	41
3. Bobby Jack Goforth	1988	9.55	382	40
4. Gary Green	1976	7.19	266	37
Howard Fields	1979	8.54	316	37
6. George Sims	1947	10.00	330	33
7. Howard Fields	1978	8.07	242	30
8. Howard Fields	1977	8.14	236	29
Thomas Everett	1985	10.10	293	29
Willie Andrews	2003	8.00	232	29

### PUNT RETURN YARDS

#### CAREER LEADERS

PLAYER	SEASONS	RET	AVG	YDS
1. Willie Andrews	2002-05	97	9.78	949
2. Gerald McNeil	1980-83	101	8.77	886
3. Howard Fields	1977-79	96	8.27	794
4. George Sims	1945-48	51	15.55	793
5. Thomas Everett	1983-86	80	9.58	766
6. Gary Green	1973-76	71	7.93	563
7. Bobby Jack Goforth	1987-88	62	9.05	561
8. Levi Norwood	2011-14	64	8.73	559
9. Bobby Hart	2000-02	52	9.87	513
10. Jack Allen	1966-68	48	9.21	442

#### SEASON LEADERS

PLAYER	SEASON	RET	AVG	YDS
1. Willie Andrews	2004	41	10.81	443
2. Gerald McNeil	1980	41	9.63	395
3. Bobby Jack Goforth	1988	40	9.55	382
4. George Sims	1948	15	25.00	375
5. George Sims	1947	33	10.00	330
6. Mitford Johnson	1949	20	15.95	319
7. Howard Fields	1979	37	8.54	316
8. Thomas Everett	1985	29	10.10	293
9. Johnny Curtis	1950	12	24.33	292
10. Thomas Everett	1984	27	10.59	286

#### YEARLY LEADERS

YEAR	PLAYER	RET	YDS	AVG	TD	LG
1947	George Sims	33	330	10.00		
1948	George Sims	15	375	25.00	0	
1949	Mitford Johnson	20	319	15.95		
1950	Johnny Curtis	12	292	24.33	1	86
1951	Bob Reid	10	141	14.10		
1952	Jerry Coody	14	167	11.93		
1953	L.G. Dupre	15	164	10.93		
1954	Del Shofner	5	61	12.20		
1955	Weldon Holley	9	119	13.22		
1956	Del Shofner	7	138	19.71	1	91
1957	Dick Clark	9	82	9.11		
1958	Dick Clark	7	40	5.71		
1959	Ronnie Bull	5	85	17.00		
1960	Albert Tate	8	78	9.75	0	

YEAR	PLAYER	RET	YDS	AVG	TD	LG
1961	Ronnie Goodwin	5	56	11.20		
1962	Ronnie Goodwin	10	119	11.90		
1963	Lawrence Elkins	12	106	8.83		
1964	Lawrence Elkins	13	126	9.69		
1965	George Cheshire	23	155	6.74		
1966	Jack Allen	16	107	6.69	0	
1967	Jack Allen	18	173	9.61	0	
1968	Jack Allen	14	162	11.57	1	85
1969	John Miller	8	123	15.38	0	
1970	Don Huggins	10	266	26.60	1	73
1971	Tommy Stewart	12	116	9.67	0	
1972	Tommy Stewart	19	128	6.74	0	
1973	Gary Green	11	122	11.09	0	
1974	Ronald Burns	12	79	6.58	0	
1975	Gary Green	21	174	8.29	0	
1976	Gary Green	37	266	7.19	0	
1977	Howard Fields	29	236	8.14	0	19
1978	Howard Fields	30	242	8.07	0	36
1979	Howard Fields	37	316	8.54	0	53
1980	Gerald McNeil	41	395	9.63	0	35
1981	Gerald McNeil	23	158	6.87	0	50
1982	Gerald McNeil	16	204	12.75	0	53
1983	Gerald McNeil	21	129	6.14	0	39
1984	Thomas Everett	27	286	10.59	0	45
1985	Thomas Everett	29	293	10.10	1	75
1986	Thomas Everett	24	187	7.79	0	20
1987	Bobby Jack Goforth	22	179	8.14	0	27
1988	Bobby Jack Goforth	40	382	9.55	0	47
1989	Greg Anderson	20	146	7.30	0	48
1990	Malcolm Frank	20	273	13.65	0	45
1991	Lee Miles	15	155	10.33	0	22
1992	Trooper Taylor	8	59	7.38	0	15
1993	Pearce Pegross	11	53	4.82	0	28
1994	Ben Bronson	11	59	5.36	0	10
1995	Adrian Robinson	19	143	7.53	0	29
1996	Kalief Muhammad	11	174	15.82	0	50
1997	Mark Cogdill	8	41	5.13	0	17
1998	Andra Fuller	17	119	7.00	0	14
1999	Andra Fuller	11	86	7.82	0	31
2000	Bobby Hart	18	151	8.39	0	20
2001	Bobby Hart	19	212	11.16	0	42
2002	Bobby Hart	15	150	10.00	0	32
2003	Willie Andrews	29	232	8.00	0	31
2004	Willie Andrews	41	443	10.81	0	38
2005	Willie Andrews	27	274	10.15	0	34
2006	Queito Teasley	11	114	10.40	0	47
	Carl Sims	15	114	7.60	0	24
2007	Joe Bennett	19	162	8.53	0	43
2008	Joe Bennett	11	25	2.27	0	11
2009	Krys Buerck	16	104	6.50	0	30
2010	Terrance Williams	8	90	11.25	0	36
2011	Levi Norwood	12	99	8.25	0	31
2012	Levi Norwood	14	145	10.40	0	45
2013	Levi Norwood	25	240	9.60	2	58
2014	Levi Norwood	13	75	5.77	0	45
2015	Lynx Hawthorne	10	50	5.00	0	34
2016	Tony Nicholson	19	194	10.21	0	44
2017	Tony Nicholson	6	70	11.67	0	42
2018	Tony Nicholson	3	34	11.33	0	21
2019	Grayland Arnold	12	149	12.42	1	73
2020	Trestan Ebner	9	29	3.22	0	14
2021	Trestan Ebner	19	154	8.11	0	50
2022	Gavin Holmes	10	133	13.3	1	72

# INDIVIDUAL LEADERS

## YARDS PER PUNT RETURN

### CAREER LEADERS MINIMUM 25 RETURNS

PLAYER	SEASONS	RET	YDS	AVG
1. George Sims	1945-48	51	793	15.55
2. Lawrence Elkins	1962-64	32	386	12.06
3. Malcolm Frank	1987-90	32	367	11.47
4. Tony Nicholson	2016-18	28	298	10.64
5. Bobby Hart	2000-02	52	513	9.87
6. Willie Andrews	2002-05	97	949	9.78
7. Thomas Everett	1983-86	80	766	9.58
8. Jack Allen	1966-68	48	442	9.21
9. Bobby Jack Goforth	1987-88	62	561	9.05
10. Gerald McNeil	1980-83	101	886	8.77

### SEASON LEADERS MINIMUM 10 RETURNS

PLAYER	SEASON	RET	YDS	AVG
1. Don Huggins	1970	10	266	26.60
2. George Sims	1948	15	375	25.00
3. Johnny Curtis	1950	12	292	24.33
4. Mitford Johnson	1949	20	319	15.95
5. Kalief Muhammad	1996	11	174	15.82
6. Bob Reid	1951	10	141	14.10
7. Malcolm Frank	1990	20	273	13.65
8. Gavin Holmes	2022	10	133	13.33
9. Gerald McNeil	1982	16	204	12.75
10. Grayland Arnold	2019	12	149	12.42

## KICKOFF RETURNS

### CAREER LEADERS

PLAYER	SEASONS	AVG	YDS	RET
1. Mikail Baker	2005-10	23.65	1,963	83
2. Willie Andrews	2002-05	24.58	1,647	67
3. Martin Dossett	1997-00	20.18	1,332	66
4. Kalief Muhammad	1993-96	22.62	1,425	63
Randy Davis	1999-02	19.92	1,255	63
6. Trooper Taylor	1988-92	20.06	1,063	53
Terrance Williams	2009-12	22.26	1,180	53
8. Gordon Utgard	1967-69	19.98	1,039	52
9. Trestan Ebner	2017-21	25.29	1,214	48
10. Elijah Burkins	1996-00	20.20	909	45
Antwan Goodley	2011-14	23.04	1,037	45

### SEASON LEADERS

PLAYER	SEASON	AVG	YDS	RET
1. Gordon Utgard	1969	18.08	669	37
2. Randy Davis	2002	18.68	654	35
3. David Gettis	2007	22.44	763	34
4. Terrance Williams	2009	24.07	746	31
5. Mikail Baker	2008	25.30	758	30
6. Willie Andrews	2004	24.70	741	30
7. Trooper Taylor	1990	21.69	564	26
Willie Andrews	2003	24.65	641	26
9. Trestan Ebner	2021	22.42	538	24
10. Matthew Williams	1970	20.48	471	23
Elijah Burkins	1998	20.09	462	23

## KICKOFF RETURN YARDS

### CAREER LEADERS

PLAYER	SEASONS	RET	AVG	YDS
1. Mikail Baker	2005-10	83	23.65	1,963
2. Willie Andrews	2002-05	67	24.58	1,647
3. Kalief Muhammad	1993-96	63	22.62	1,425
4. Martin Dossett	1997-00	66	20.18	1,332
5. Randy Davis	1999-02	63	19.92	1,255
6. Trestan Ebner	2017-21	48	25.29	1,214
7. Terrance Williams	2009-12	53	22.26	1,180
8. Derrick McAdoo	1983-86	43	26.00	1,118
9. Trooper Taylor	1988-92	53	20.06	1,063
10. Gordon Utgard	1967-69	52	19.98	1,039
11. Antwan Goodley	2011-14	45	23.04	1,037

### SEASON LEADERS

PLAYER	SEASON	RET	AVG	YDS
1. David Gettis	2007	34	22.44	763
2. Mikail Baker	2008	30	25.30	758
3. Terrance Williams	2009	31	24.06	746
4. Willie Andrews	2004	30	24.70	741
5. Gordon Utgard	1969	37	18.08	669
6. Randy Davis	2002	35	18.68	654
7. Willie Andrews	2003	26	24.65	641
8. Trestan Ebner	2020	19	32.21	612
9. Trooper Taylor	1990	26	21.69	564
10. Shaun Rochon	2005	20	27.40	548

## YARDS PER KICKOFF RETURN

### CAREER LEADERS MINIMUM 25 RETURNS

PLAYER	SEASONS	RET	YDS	AVG
1. Corey Coleman	2013-15	25	651	26.04
2. Derrick McAdoo	1983-86	43	1,118	26.00
3. Jerod Douglas	1994-97	33	837	25.36
4. Trestan Ebner	2017-21	48	1,214	25.29
5. Willie Andrews	2002-05	67	1,647	24.58
6. Robert Quiroga	2000-03	31	752	24.26
7. Godfrey White	1971-73	28	676	24.14
8. Mikail Baker	2005-10	83	1,963	23.65
9. Antwan Goodley	2011-14	45	1,037	23.04
10. Bruce Davis	1980-83	40	916	22.90
11. David Gettis	2006-09	41	932	22.73

### SEASON LEADERS MINIMUM 10 RETURNS

PLAYER	SEASON	RET	YDS	AVG
1. Jerod Douglas	1995	12	399	33.25
2. Trestan Ebner	2020	19	612	32.21
3. Robert Quiroga	2003	14	440	31.43
4. Corey Coleman	2013	17	483	28.41
5. Chris Platt	2015	13	359	27.62
6. Shaun Rochon	2005	20	548	27.40
7. Kalief Muhammad	1993	18	471	26.17
8. Ben Bronson	1994	18	470	26.11
9. Derrick McAdoo	1986	13	330	25.38
10. Mikail Baker	2008	30	758	25.30

# INDIVIDUAL LEADERS

**YEARLY LEADERS**

YEAR	PLAYER	RET	YDS	AVG	TD	LG	YEAR	PLAYER	RET	YDS	AVG	TD	LG
1950	Statistics Unavailable						2020	Trestan Ebner	19	612	32.21	2	100
1951	Jerry Coody	12	245	20.42			2021	Trestan Ebner	24	538	22.42	1	98
1952	L.G. Dupre	7	124	17.71			2022	Craig Williams	10	192	19.20	0	36
1953	L.G. Dupre	14	350	25.00									
1954	L.G. Dupre	5	140	28.00									
1955	Weldon Holley	6	190	31.67									
1956	Del Schofner	7	196	28.00									
1957	Statistics Unavailable												
1958	Larry Hickman	11	256	23.27									
1959	Ronnie Bull	7	161	23.00									
1960	Ronnie Bull	7	157	22.43	0								
1961	Ronnie Bull	6	81	13.50	0								
1962	Ronnie Goodwin	17	354	20.82									
1963	Henry Pickett	9	171	19.00									
1964	Richard Defee	12	274	22.83	0								
1965	Billy Hayes	10	152	15.20	0								
1966	Jackie Allen	9	177	19.67	0								
1967	Pinkie Palmer	10	188	18.80	0								
1968	Gordon Utgard	15	370	24.67	0	76							
1969	Gordon Utgard	37	669	18.08	0								
1970	Matthew Williams	23	471	20.48	0								
1971	Godfrey White	19	465	24.47	1								
1972	Billy Wilson	15	318	21.20	0								
1973	Cleveland Franklin	17	377	22.18	0								
1974	Phillip Kent	15	358	23.87	0								
1975	Gary Green	11	192	17.45	0								
1976	Ron Burns	14	234	16.71	0								
1977	Greg Hawthorne	15	290	19.33	0	42							
1978	Bo Taylor	16	296	18.50	0	30							
1979	Vic Vines	9	157	17.44	0	26							
1980	Gerald McNeil	8	189	23.63	0	37							
1981	Bruce Davis	18	405	22.50	0	58							
1982	Bruce Davis	9	210	23.33	0	37							
1983	Bruce Davis	13	301	23.15	1	99							
1984	Derrick McAdoo	14	335	23.93	0	57							
1985	Derrick McAdoo	15	346	23.07	0	35							
1986	Derrick McAdoo	13	330	25.38	0	44							
1987	Steve Martin	11	196	17.82	0	30							
1988	Malcolm Frank	14	245	17.50	0	34							
1989	Trooper Taylor	17	323	19.00	0	32							
1990	Trooper Taylor	26	564	21.69	0	37							
1991	Reggie Miller	10	131	13.10	0	22							
1992	Brandell Jackson	15	304	20.27	0	32							
1993	Kalief Muhammad	18	471	26.17	0	77							
1994	Ben Bronson	18	470	26.11	1	98							
1995	Jerod Douglas	12	399	33.25	0	76							
1996	Kalief Muhammad	18	412	22.89	1	100							
1997	Jerod Douglas	13	263	20.23	0	31							
1998	Elijah Burkins	23	462	20.09	0	38							
1999	Martin Dossett	22	433	19.68	0	31							
2000	Martin Dossett	22	446	20.27	0	58							
2001	Robert Quiroga	13	250	19.23	0	36							
2002	Randy Davis	35	654	18.69	0	63							
2003	Willie Andrews	26	641	24.65	0	46							
2004	Willie Andrews	30	741	24.70	0	59							
2005	Shaun Rochon	20	548	27.40	1	98							
2006	Mikail Baker	22	522	23.73	0	58							
2007	David Gettis	34	763	22.44	1	97							
2008	Mikail Baker	30	758	25.30	1	93							
2009	Terrance Williams	31	746	24.06	0	51							
2010	Terrance Williams	20	427	21.35	0	33							
2011	Antwan Goodley	19	451	23.74	0	49							
2012	Antwan Goodley	24	542	23.09	0	42							
2013	Corey Coleman	17	483	28.41	1	97							
2014	Levi Norwood	14	276	19.71	0	30							
2015	Chris Platt	13	359	27.62	0	84							
2016	Tony Nicholson	18	339	18.83	0	28							
2017	Trevor White	14	291	20.78	0	29							
2018	Josh Fleeks	21	380	18.09	0	41							
2019	Josh Fleeks	11	242	22.00	0	60							



# INDIVIDUAL POSITION LEADERS

## CAREER RECEIVING YARDS, TIGHT END

	Name	Years	Rec.	TD	Yards
1.	Brad Taylor	2007-10	76	6	993
2.	Justin Akers	2006-09	89	7	896
3.	Ken Hodge	1962-64	60	5	883
4.	Ben Sims	2018-22	78	12	785
5.	Ronnie Bo Lee	1975-78	53	5	694
6.	Steve Stutsman	1987-91	21	4	450
7.	Jack Eisenhart	1965-66	40	0	437
8.	Alonzo Pierce	1988-91	27	3	430
9.	Mike McKenzie	1989-92	24	2	396
10.	Ted Gillum	1967-69	28	0	362

## CAREER RECEIVING YARDS, RUNNING BACK

	Name	Years	Rec.	TD	Yards
1.	Trestan Ebner	2017-21	127	11	1,515
2.	Brandon Whitaker	2003-07	120	4	782
3.	Jeff Murray	1986-89	77	0	699
4.	Charles Perry	1985-88	65	5	694
5.	Ronnie Bull	1959-61	59	8	636
6.	Austin Gonsoulin	1957-59	40	4	632
7.	Greg Hawthorne	1975-78	45	1	579
8.	Alfred Anderson	1980-83	42	1	543
9.	Brian Kilgore	1972-73	35	3	538
10.	JaMycal Hasty	2016-19	79	1	485

## CAREER RECEPTIONS, TIGHT END

	Name	Years	TD	Yards	Rec.
1.	Justin Akers	2006-09	7	896	89
2.	Ben Sims	2018-22	12	785	78
3.	Brad Taylor	2007-10	6	993	76
4.	Ken Hodge	1962-64	5	883	60
5.	Ronnie Bo Lee	1975-78	5	694	53
6.	Jack Eisenhart	1965-66	0	437	40
7.	Jordan Najvar	2011-13	4	311	35
8.	Ted Gillum	1967-69	0	362	28
9.	Alonzo Pierce	1988-91	3	430	27
10.	Mike McKenzie	1989-92	2	396	24

## CAREER RECEIVING TOUCHDOWNS, RUNNING BACK

	Name	Years	Rec.	Yards	TD
1.	Trestan Ebner	2017-21	127	1,515	11
2.	Ronnie Bull	1959-61	59	636	8
3.	Charles Perry	1985-88	65	694	5
4.	Brandon Whitaker	2003-07	120	782	4
	Austin Gonsoulin	1957-59	40	632	4
	Paul Mosley	2003-06	49	323	4
7.	Brian Kilgore	1972-73	35	538	3

## CAREER RECEPTIONS, RUNNING BACK

	Name	Years	TD	Yards	Rec.
1.	Trestan Ebner	2017-	11	1,515	127
2.	Brandon Whitaker	2003-07	4	782	120
3.	JaMycal Hasty	2016-19	1	485	79
4.	Jeff Murray	1986-89	0	699	77
5.	Charles Perry	1985-88	5	694	65
6.	Ronnie Bull	1959-61	8	636	59
7.	Paul Mosley	2003-06	4	323	49
8.	Greg Hawthorne	1975-78	1	579	45
9.	Alfred Anderson	1980-83	1	543	42
10.	Austin Gonsoulin	1957-59	4	632	40

## CAREER RECEIVING TOUCHDOWNS, TIGHT END

	Name	Years	Rec.	Yards	TD
1.	Ben Sims	2018-22	78	785	12
2.	Justin Akers	2006-09	89	896	7
3.	Brad Taylor	2007-10	76	993	6
4.	Ken Hodge	1962-64	60	883	5
5.	Ronnie Bo Lee	1975-78	53	694	5
6.	Steve Stutsman	1987-91	21	450	4
7.	Jordan Najvar	2011-13	35	311	4

## SEASON RECEIVING YARDS, TIGHT END

	Name	Year	Rec.	Avg.	Yards
1.	Ken Hodge	1964	35	15.1	528
2.	Brad Taylor	2007	35	13.3	465
3.	Justin Akers	2007	43	9.9	426
4.	Ben Sims	2021	31	11.6	361
5.	Jack Eisenhart	1966	30	11.2	335
6.	Ken Hodge	1963	19	15.1	287
7.	Brad Taylor	2010	20	13.4	269
8.	Ben Sims	2022	31	8.2	255
9.	Ronnie Bo Lee	1977	21	10.7	225
10.	Mike McKenzie	1992	10	21.8	218

## SEASON RECEIVING YARDS, RUNNING BACK

	Name	Year	Rec.	Avg.	Yards
1.	Brandon Whitaker	2007	58	7.3	425
2.	Trestan Ebner	2018	29	12.0	348
3.	Jeffrey Murray	1989	37	8.7	321
	Greg Hawthorne	1976	22	14.6	321
5.	Trestan Ebner	2019	24	13.2	317
6.	Brian Kilgore	1972	23	13.3	307
7.	Trestan Ebner	2020	26	11.5	299
8.	Trestan Ebner	2021	28	10.1	284
9.	Austin Gonsoulin	1958	16	17.5	280
10.	Trestan Ebner	2017	20	13.4	267

## SEASON RECEPTIONS, TIGHT END

	Name	Year	Avg.	Yards	Rec.
1.	Justin Akers	2007	9.9	426	43
2.	Ken Hodge	1964	15.1	528	35
	Brad Taylor	2007	13.3	465	35
4.	Ben Sims	2021	11.6	361	31
	Ben Sims	2022	8.2	255	31
6.	Jack Eisenhart	1966	11.2	335	30
7.	Terrance Parks	2006	8.3	217	26
8.	Ronnie Bo Lee	1977	10.7	225	21
9.	Brad Taylor	2010	13.4	269	20

## SEASON RECEPTIONS, RUNNING BACK

	Name	Year	Yards	Avg.	Rec.
1.	Brandon Whitaker	2007	425	7.3	58
2.	Jeffrey Murray	1989	321	8.7	37
3.	Brandon Whitaker	2005	160	5.3	30
	Brandon Whitaker	2006	192	6.4	30
5.	Trestan Ebner	2018	348	12.0	29
6.	Trestan Ebner	2021	284	10.1	28
7.	JaMycal Hasty	2018	170	6.5	26
	Trestan Ebner	2020	299	11.5	26
9.	Charles Perry	1987	242	9.7	25
	JaMycal Hasty	2017	105	4.2	25
	JaMycal Hasty	2019	184	7.4	25

# INDIVIDUAL POSITION LEADERS

## CAREER RUSHING YARDS, QUARTERBACK

	Name	Years	Att.	Avg.	Yards
1.	Robert Griffin III	2008-11	528	4.27	2,254
2.	Seth Russell	2013-16	199	6.23	1,240
3.	Charlie Brewer	2017-20	452	2.29	1,039
4.	Mark Jackson	1974-76	323	2.91	940
5.	JJ Joe	1990-93	408	2.01	820
6.	Jay Jeffrey	1980-81	227	3.08	699
7.	Nick Florence	2009-12	205	3.18	651
8.	Gerry Bohanon	2018-21	124	4.99	619
9.	Mike Brannan	1979-82	246	2.38	586
10.	Cody Carlson	1983-86	195	2.17	424

## CAREER RUSHING ATTEMPTS, QUARTERBACK

	Name	Years	Yards	Att.
1.	Robert Griffin III	2008-11	2,254	528
2.	Charlie Brewer	2017-20	1,039	452
3.	JJ Joe	1990-93	820	408
4.	Seth Russell	2013-16	1,240	345
5.	Mark Jackson	1974-76	940	323
6.	Mike Brannan	1979-82	586	246
7.	Jay Jeffrey	1980-81	699	227
8.	Nick Florence	2009-12	651	205

## CAREER RUSHING TOUCHDOWNS, QUARTERBACK

	Name	Years	Att.	Yards	Avg.	TD
1.	Robert Griffin III	2008-11	528	2,254	4.27	33
2.	Charlie Brewer	2017-20	452	1,039	2.29	22
3.	Bryce Petty	2011-14	192	338	1.76	21
4.	Seth Russell	2013-16	199	1,240	6.23	20
5.	Don Trull	1961-63	208	358	1.72	14
	Nick Florence	2009-12	205	651	3.18	14
7.	JJ Joe	1990-93	408	820	2.01	12
	Gerry Bohanon	2018-21	124	619	4.99	12
9.	Jeff Watson	1994-97	216	151	0.70	7
10.	Mark Jackson	1974-76	323	940	2.91	6
	Jay Jeffrey	1980-81	227	699	3.08	6
	Tom Muecke	1982-85	237	364	1.54	6

## SEASON RUSHING YARDS, QUARTERBACK

	Name	Year	Att.	Yards
1.	Robert Griffin III	2008	173	843
2.	Robert Griffin III	2011	179	699
3.	Robert Griffin III	2010	149	635
4.	Nick Florence	2012	139	568
5.	Seth Russell	2016	94	506
6.	Jay Jeffrey	1980	128	453
7.	Mark Jackson	1976	162	426
8.	Seth Russell	2015	49	402
9.	Mark Jackson	1975	121	385
10.	JJ Joe	1992	135	378
11.	Charlie Brewer	2018	133	375
12.	Mike Brannan	1979	108	356
13.	Cody Carlson	1986	107	356
14.	Charlie Brewer	2019	147	344
15.	Gerry Bohanon	2021	76	323
16.	Odell James	1998	93	282
17.	Tom Muecke	1985	117	273
18.	Jay Jeffrey	1981	99	228
19.	Bryce Petty	2013	94	209
20.	JJ Joe	1990	64	197

## SEASON RUSHING TOUCHDOWNS, QUARTERBACK

	Name	Year	Att.	Yards	TD
1.	Bryce Petty	2013	94	209	14
2.	Robert Griffin III	2008	173	843	13
3.	Charlie Brewer	2019	147	344	11
4.	Robert Griffin III	2011	179	699	10
	Nick Florence	2012	139	568	10
	Don Trull	1963	98	119	10
7.	Gerry Bohanon	2021	76	323	9
8.	Robert Griffin III	2010	149	635	8
	Seth Russell	2016	94	506	8
	Charlie Brewer	2018	133	375	7
11.	Bryce Petty	2014	84	101	6
	Seth Russell	2015	49	402	6
	JJ Joe	1991	116	147	6
14.	Jay Jeffrey	1980	128	471	5
	JJ Joe	1992	135	378	5
	Tom Muecke	1985	117	273	5

# INDIVIDUAL GAME BESTS

## PASSING

581 - Nick Florence at West Virginia, 2012 - 29-of-47, 5 TD, 1 int  
 550 - Bryce Petty vs. Michigan State, 2014 - 36-of-51, 3 TD, 1 int  
 510 - Bryce Petty vs. TCU, 2014 - 28-of-55, 6 TD, 2 int (Cotton)  
 479 - Robert Griffin III vs. Oklahoma, 2011 - 21-of-34, 4 TD  
 463 - Zach Smith vs. Oklahoma, 2017 - 33-of-50, 4 TD

438 - Seth Russell vs. Northwestern State, 2014 - 16-of-25, 5 TD  
 430 - Robert Griffin III at Texas A&M, 2011 - 28-of-40, 3 TD, 1 int  
 430 - Bryce Petty at Kansas, 2013 - 20-of-32, 3 TD  
 427 - Nick Florence at Missouri, 2009 - 32-of-43, 3 TD  
 426 - Nick Florence at Iowa State, 2012 - 31-of-51, 2 TD, 1 int

425 - Robert Griffin III at Okla. State, 2011 - 33-of-50, 1 TD, 2 int  
 419 - Jarrett Stidham at Kansas State, 2015 - 23-of-33, 3 TD  
 417 - Charlie Brewer vs. Texas Tech, 2017 - 43-of-63, 3 TD, 1 int  
 416 - Bryce Petty at Buffalo, 2014 - 23-of-34, 4 TD  
 412 - Blake Szymanski vs. Rice, 2007 - 29-of-46, 6 TD

412 - Bryce Petty vs. Kansas State, 2014 - 34-of-40, 1 TD, 1 int  
 411 - Blake Szymanski vs. Texas State, 2007 - 31-of-51, 5 TD, 2 int  
 410 - Blake Szymanski vs. Colorado, 2007 - 36-of-60, 1 TD, 2 int  
 406 - Robert Griffin III vs. Missouri, 2011 - 27-of-41, 3 TD  
 404 - Robert Griffin III vs. Kansas State, 2010 - 26-of-38, 4 TD, 1 int

400 - Charlie Brewer at Oklahoma, 2018 - 38-of-60, 2 TD  
 396 - Nick Florence vs. Texas Tech, 2012 - 22-of-37, 3 TD  
 394 - Shawn Bell vs. Kansas, 2006 - 33-of-55, 5 TD, 2 int  
 387 - Buddy Humphrey vs. Rice, 1958 - 22-of-37, 2 TD, 4 int  
 387 - Bryce Petty at Oklahoma, 2014 - 32-of-42, 1 TD

387 - Seth Russell vs. Oklahoma State, 2016 - 18-of-28, 4 TD, 1 int  
 384 - Robert Griffin III vs. Texas Tech, 2010 - 31-of-42, 2 TD  
 384 - Charlie Brewer vs. Vanderbilt, 2018 - 21-of-34, 2 TD (Texas)  
 380 - Robert Griffin III vs. Kansas, 2010 - 26-of-36, 3 TD  
 380 - Seth Russell vs. West Virginia, 2015 - 20-of-33, 5 TD

377 - Zach Smith vs. Texas Tech, 2016 - 30-of-46, 3 TD, 1 int  
 376 - Seth Russell at SMU, 2015 - 15-of-30, 5 TD, 1 int  
 375 - Zach Smith vs. Boise State, 2016 - 28-of-39, 3 TD, 1 int (Cactus)  
 367 - Nick Florence vs. Kansas, 2012 - 26-of-42, 3 TD  
 362 - Tom Muecke at TCU, 1984 - 28-of-55, 3 TD, 3 int

359 - Aaron Karas vs. Kansas, 2002 - 22-of-32, 2 TD, 2 int  
 359 - Robert Griffin III vs. TCU, 2011 - 21-of-27, 5 TD  
 359 - Bryce Petty at Oklahoma State, 2013 - 28-of-48, 2 TD  
 356 - Bryce Petty vs. UCF, 2013 - 30-of-47, 2 TD, 1 int (Fiesta)  
 352 - Charlie Brewer vs. Texas Tech, 2019 - 23-of-37, 3 int

352 - Nick Florence at Texas, 2012 - 30-of-41, 2 TD, 1 int  
 351 - Neal Jeffrey vs. Texas, 1974 - 20-of-31, 2 TD, 1 int  
 351 - Nick Florence at ULM, 2012 - 26-of-39, 4 TD, 2 int  
 351 - Bryce Petty vs. ULM, 2013 - 18-of-27, 4 TD  
 350 - Terry Southall at SMU, 1966 - 29-of-50, 2 TD, 2 int

349 - Charlie Brewer vs. Kansas State, 2020 - 31 of 39, 2 TD  
 347 - Brad Goebel vs. Texas Tech, 1989 - 16-of-26, 2 TD, 1 int  
 347 - Bryce Petty vs. WVU, 2013 - 17-of-25, 2 TD, 1 int  
 346 - Robert Griffin III at Kansas State, 2011 - 23-of-31, 5 TD, 1 int  
 345 - Blake Shapen vs. Oklahoma State, 2022 - 28-of-40, 2 TD, 2 int

343 - Bryce Petty vs. Iowa State, 2013 - 23-of-31, 2 TD  
 342 - Neal Jeffrey vs. Arkansas, 1973 - 23-of-36  
 342 - Seth Russell vs. Lamar, 2015 - 23-of-34, 4 TD, 3 int  
 341 - Nick Florence vs. SMU, 2012 - 21-of-30, 4 TD  
 338 - Robert Griffin III vs. Rice, 2011 - 29-of-33, 5 TD

338 - Bryce Petty vs. Buffalo, 2013 - 13-of-16, 2 TD  
 337 - Seth Russell at Rice, 2016 - 22-38, 3 TD, 1 int  
 336 - Neal Jeffrey vs. TCU, 1973 - 20-of-34, 3 TD  
 336 - Bryce Petty at Iowa State, 2014 - 30-44, 1 TD, 1 int  
 336 - Gerry Bohanon vs. West Virginia, 2021 - 18-29, 4 TD

335 - Bryce Petty vs. Texas Tech, 2013 - 17-of-31, 3 TD  
 332 - Bryce Petty at Kansas State, 2013 - 12-of-21, 3 TD  
 331 - Aaron Karas vs. So. Illinois, 2001 - 22-of-31, 3 TD, 1 int  
 328 - Charlie Brewer at UTSA, 2018 - 23-of-34, 3 TD  
 326 - Blake Shapen at West Virginia - 14-of-22, 2 TD

320 - Robert Griffin III vs. Texas, 2011 - 15-of-22, 2 TD, 1 int  
 315 - Charlie Brewer at Kansas, 2017 - 23-of-29, 3 TD  
 312 - Cody Carlson at TCU, 1986 - 16-of-25, 3 TD, 1 int  
 312 - Robert Griffin III at Kansas, 2011 - 22-of-29, 3 TD, 1 int  
 312 - Nick Florence vs. SHSU, 2012 - 24-of-41, 3 TD, 2 int

312 - Bryce Petty vs. Wofford, 2013 - 19-of-24, 2 TD  
 312 - Charlie Brewer at Oklahoma State, 2019 - 13-of-17, 1 TD  
 309 - Cody Carlson at Texas Tech, 1986 - 12-of-26, 2 TD, 2 int  
 308 - Charlie Brewer vs. Texas Tech, 2018 - 22-of-30, 3 TD, 1 int  
 307 - Charlie Brewer vs. Iowa State, 2019 - 26-of-45, 3 TD

306 - Tom Muecke vs. Rice, 1985 - 18-of-27, 3 TD, 3 int  
 306 - Robert Griffin III vs. Illinois, 2010 - 30-of-41, 1 TD (Texas)  
 303 - Jay Jeffrey vs. Louisiana Tech, 1981 - 14-of-22, 1 TD, 1 int  
 303 - Shawn Bell at Texas, 2006 - 25-of-47, 2 TD, 1 int  
 303 - Charlie Brewer at Rice, 2019 - 20-of-27, 1 TD

301 - Brad Goebel at Houston, 1987 - 25-of-41, 2 TD, 2 int  
 301 - Charlie Brewer at TCU, 2017 - 19-of-29, 2 TD, 1 int  
 300 - J.J. Joe vs. Missouri, 1991 - 13-of-24, 1 TD  
 297 - Robert Griffin III vs. Buffalo, 2010 - 20-of-35, 2 TD, 1 int  
 296 - Nick Florence vs. Oklahoma State, 2012 - 23-of-39, 1 TD

296 - Charlie Brewer vs. Kansas State, 2018 - 30-of-44, 1 TD, 1 int  
 295 - Charlie Brewer at Iowa State, 2020 - 17-of-26, 3 TD, 2 int  
 295 - Robert Griffin III vs. Washington, 2011 - 24-of-33, 1 TD (Alamo)  
 294 - Robert Griffin III vs. Northwestern State, 2008 - 15-of-19, 3 TD  
 291 - Zach Smith at Kansas State, 2017 - 26-of-44, 1 TD, 1 int

290 - Neal Jeffrey at Texas Tech, 1973 - 22-of-39, 2 TD  
 289 - Dane King vs. Iowa State, 2004 - 29-of-37, 1 TD  
 289 - Nick Florence vs. TCU, 2012 - 12-of-19, 2 TD, 4 int  
 288 - Jermaine Alfred vs. Kansas, 1998 - 15-of-29, 1 TD, 3 int  
 288 - Shawn Bell vs. Northwestern State, 2006 - 25-of-41, 4 TD, 1 int

288 - Charlie Brewer at Iowa State, 2018 - 26-of-36, 2 TD  
 287 - Brad Goebel at Texas, 1987 - 14-of-36, 1 TD  
 287 - Bryce Petty vs. Texas, 2013 - 21-of-37, 2 TD  
 286 - Kenny Stockdale at Texas A&M, 1969 - 20-of-27, 2 TD  
 286 - Jay Jeffrey at Arkansas, 1981 - 17-of-26, 2 TD

286 - Shawn Bell vs. TCU, 2006 - 31-of-47, 1 TD, 1 int  
 286 - Seth Russell vs. Texas Tech, 2015 - 15-of-23, 4 TD, 1 int  
 283 - J.J. Joe vs. Fresno State, 1993 - 12-of-16, 1 TD  
 283 - Robert Griffin III vs. Missouri, 2008 - 26-of-35, 2 TD, 1 int  
 282 - Shawn Bell vs. Kansas State, 2006 - 25-of-46, 2 TD, 1 int

282 - Seth Russell vs. TCU, 2016 - 22-of-42, 1 TD, 1 int  
 281 - Dane King at Nebraska, 2004 - 23-of-38, 2 TD, 1 int  
 280 - Blake Szymanski at Oklahoma, 2007 - 25-of-42, 2 TD, 2 int  
 278 - Robert Griffin III vs. Iowa State, 2008 - 21-of-24, 2 TD  
 278 - Anu Solomon vs. Liberty, 2017 - 14-of-29, 3 TD, 1 int

277 - Bryce Petty vs. Kansas, 2014 - 15-of-27, 3 TD  
 277 - Seth Russell vs. Rice, 2015 - 12-of-16, 6 TD  
 277 - Charlie Brewer vs. West Virginia, 2019 - 20-of-26  
 273 - Don Trull vs. TCU, 1963 - 20-of-40, 1 TD  
 273 - Cody Carlson at Texas A&M, 1986 - 15-of-28, 1 TD, 3 int

272 - Jeff Watson vs. Missouri, 1996 - 15-of-32, 4 TD, 1 int  
 272 - Shawn Bell vs. Oklahoma State, 2005 - 22-of-35, 1 TD  
 272 - Shawn Bell at Colorado, 2006 - 31-of-44, 2 TD, 2 int  
 271 - Terry Southall vs. Washington, 1969 - 19-of-35, 1 TD, 1 int  
 269 - Gerry Bohanon at Kansas, 2021 19-of-23, 2TD

269 - Blake Shapen vs. TCU, 2022 21-of-30, 1 TD, 1 int  
 268 - Brad Goebel vs. Texas State, 1987 - 16-of-25, 1 TD, 1 int  
 268 - J.J. Joe at TCU, 1992 - 16-of-25, 3 TD, 3 int  
 268 - Robert Griffin III at Rice, 2010 - 20-of-28, 3 TD, 1 int  
 267 - Robert Griffin III at Oklahoma State, 2010 - 30-of-48, 1 int

266 - Terry Southall vs. Texas, 1964 - 20-of-33, 2 TD, 4 int  
 265 - Robert Griffin III vs. SFA, 2011 - 19-of-21, 3 TD  
 263 - Charlie Brewer at Oklahoma, 2020 - 30-of-56, 1TD, 2 int  
 263 - Zach Smith at Duke, 2017 - 12-of-34, 3 TD, 3 int  
 262 - Don Trull at Texas Tech, 1963 - 19-of-32, 3 TD, 2 int

262 - Brad Goebel vs. Houston, 1988 - 21-of-40, 3 TD, 2 int  
 262 - J.J. Joe vs. Houston, 1991 - 16-of-23, 2 TD  
 262 - J.J. Joe vs. Colorado, 1992 - 6-of-20, 3 TD  
 262 - Shawn Bell vs. Texas A&M, 2004 - 32-of-50, 4 TD, 1 int  
 262 - Blake Szymanski at Okla. State, 2006 - 24-of-41, 2 TD, 3 int

261 - Terry Southall vs. Oregon State, 1964 - 16-of-34, 1 TD, 2 int  
 261 - Mike Brannan vs. Texas, 1982 - 18-of-33, 2 TD  
 261 - Seth Russell vs. SMU, 2016 - 26-of-47, 2 TD, 2 int  
 261 - Zach Smith vs. West Virginia, 2017 - 16-of-27  
 260 - Shawn Bell vs. Texas A&M, 2006 - 14-of-20, 1 TD

258 - Cody Carlson vs. Arkansas, 1986 - 21-of-35, 2 int  
 258 - Jarrett Stidham at Oklahoma State, 2015 - 12-of-21, 1 TD  
 258 - Zach Smith vs. Kansas State, 2016 - 27-of-45, 3 TD, 3 int  
 257 - Jarrett Stidham vs. Oklahoma, 2015 - 16-of-27, 2 TD, 2 int  
 256 - Shawn Bell at Washington State, 2006 - 31-of-48, 1 TD, 2 int

256 - Charlie Brewer at Texas, 2020 30-of-43, 2 TD  
 255 - Don Trull vs. LSU, 1963 - 26-of-37, 2 TD, 1 int (Bluebonnet)  
 254 - Blake Shapen vs. Texas Tech, 2021 - 20-of-34, 2 TD  
 254 - J.J. Joe vs. Texas Tech, 1993 - 14-of-17, 2 TD  
 254 - Aaron Karas at Texas Tech, 2002 - 23-of-35, 1 TD

253 - Tom Muecke at Rice, 1984 - 11-of-27, 3 TD, 2 int  
 253 - J.J. Joe vs. Georgia Tech, 1992 - 10-of-18, 2 TD, 2 int  
 250 - Brad Goebel vs. Texas Tech, 1987 - 13-of-23, 1 TD  
 249 - Steve Smith at Ohio State, 1978 - 17-of-34, 3 TD, 1 int  
 249 - Steve Smith at Kentucky, 1978 - 17-of-35, 1 TD, 3 int

249 - Jermaine Alfred at Texas Tech, 1996 - 14-of-27, 1 TD, 1 int  
 248 - Don Trull vs. Kentucky, 1963 - 17-of-30, 1 TD, 3 int  
 248 - Josh Zachry vs. Kansas State, 2002 - 17-of-24, 1 int  
 247 - Gerry Bohanon vs. Texas Southern, 2021 - 17-of-23, 3 TD  
 246 - Don Trull vs. Oregon State, 1963 - 16-of-28, 1 TD, 1 int

## INDIVIDUAL GAME BESTS

246 - Mark Jackson at Rice, 1976 - 17-of-26, 1 TD  
 246 - Seth Russell at Kansas, 2015 - 18-of-27, 3 TD  
 245 - Cody Carlson vs. SMU, 1986 - 18-of-33, 1 TD, 2 int  
 244 - Billy Hooper vs. Washington, 1954 - 9-of-18, 3 TD, 1 int  
 244 - Terry Southall vs. Rice, 1966 - 18-of-36, 2 TD, 1 int

244 - Cody Carlson at Wyoming, 1986 - 19-of-33, 1 int  
 244 - Jermaine Alfred at Boston College, 1999 - 15-of-18, 2 TD  
 244 - Zach Smith at West Virginia, 2016 - 15-of-31, 2 TD, 2 int  
 243 - Jeff Watson vs. Texas Tech, 1997 - 19-of-35, 2 TD, 1 int  
 242 - Don Trull at Texas A&M, 1963 - 16-of-31, 3 TD, 2 int

242 - Robert Griffin III vs. Sam Houston State, 2010 - 19-of-36, 2 TD  
 241 - Don Trull vs. Arkansas, 1963 - 21-of-34, 2 TD, 2 int  
 241 - Jeff Watson at Southern California, 1994 - 14-of-33, 2 int  
 241 - Shawn Bell vs. Army, 2006 - 26-of-35, 1 TD  
 241 - Robert Griffin III vs. Texas A&M, 2008 - 13-of-23, 2 TD

240 - Adrian Burk at SMU, 1949 - 9-of-16, 3 TD, 1 int  
 240 - Mike Marshall at Washington, 1964 - 13-of-28, 2 TD, 1 int  
 240 - Nick Florence vs. Texas, 2009 - 28-of-45, 1 TD, 3 int  
 240 - Charlie Brewer at Texas, 2018 - 20-of-39, 1 TD, 1 int  
 239 - Don Trull vs. Rice, 1962 - 16-of-25, 2 TD, 2 int

239 - Mike Brannan vs. Arkansas, 1982 - 10-of-20, 1 TD, 1 int  
 238 - Blake Szymanski vs. Texas Tech, 2009 - 22-of-35, 1 int  
 238 - Nick Florence vs. Texas Tech, 2012 - 20-of-32, 2 TD, 2 int  
 238 - Blake Shapen at Iowa State, 2022 - 19-of-26, 3 TD, 0 int  
 237 - Tom Muecke vs. New Mexico, 1984 - 14-of-21, 1 TD, 1 int

236 - Cotton Davidson at California, 1953 - 8-of-15, 0 TD, 0 int  
 236 - Alvin Flynn at Indiana, 1968 - 17-of-37, 1 TD, 3 int  
 235 - Aaron Karas vs. Tulsa, 2002 - 18-of-30, 3 TD, 3 int  
 235 - Nick Florence vs. Oklahoma St., 2009 - 21-of-35, 1 TD, 1 int  
 234 - Robert Griffin III at Colorado, 2010 - 22-of-27, 1 TD, 1 int

233 - Brad Goebel at Missouri, 1987 - 20-of-38, 1 TD, 1 int  
 233 - J.J. Joe at Colorado, 1991 - 12-of-19, 1 TD, 1 int  
 231 - Gerry Bohanon, 2021 vs. BYU - 18 of 28, 1 TD, 1 int  
 231 - Cody Carlson at Texas, 1983 - 16-of-33, 2 TD, 1 int  
 231 - Greg Cicero at Missouri, 2001 - 25-of-35, 3 TD, 1 int

231 - Michael Machen vs. Texas, 2007 - 25-of-44, 1 TD, 3 int  
 230 - Jeff Watson at Tulsa, 1995 - 16-of-19, 1 TD  
 230 - Charlie Brewer at Kansas State, 2019 - 14-of-23, 1 TD  
 229 - Charlie Brewer at West Virginia 2020 - 23-of-38, 3 TD, 2 int  
 229 - Terry Southall vs. Syracuse, 1966 - 14-of-28, 4 TD

228 - Jeff Watson at Texas, 1995 - 16-of-27, 1 TD  
 228 - Shawn Bell at Oklahoma 2005 - 20-of-44, 3 TD  
 227 - Ron Stanley vs. Texas, 1960 - 13-of-28, 1 TD, 1 int  
 227 - Jermaine Alfred vs. Iowa State, 1996 - 16-of-27, 3 TD, 1 int  
 227 - Aaron Karas vs. UAB, 2003 - 20-of-33, 2 TD

226 - Cody Carlson vs. La. Tech, 1986 - 17-of-28, 1 TD, 1 int  
 226 - Blake Szymanski vs. Okla. St., 2007 - 29-of-40, 2 TD, 2 int  
 226 - Robert Griffin III vs. Northwestern St., 2009 - 13-of-19, 3 TD  
 226 - Seth Russell at Texas, 2016 - 14-of-28, 2 TD  
 225 - Jermaine Alfred at Texas Tech, 1998 - 14-of-23, 1 TD

224 - Don Trull at Arkansas, 1962 - 16-of-27, 2 TD, 1 int  
 224 - Dane King vs. Texas State, 2004 - 16-of-30, 2 TD, 2 int  
 223 - Jeff Watson vs. Oklahoma St., 1994 - 7-of-15, 2 TD, 1 int  
 223 - Guy Tomcheck vs. South Florida - 2000, 20-of-28, 3 TD  
 223 - Greg Cicero vs. New Mexico, 2001 - 25-of-45, 1 TD, 2 int

223 - Blake Szymanski at Iowa State, 2009 - 23-of-38, 3 int  
 222 - Jeff Watson vs. Miami, Fla., 1997 - 25-of-37, 1 TD  
 222 - Shawn Bell at Texas A&M, 2005 - 25-of-45, 1 TD  
 222 - Nick Florence vs. Nebraska, 2009 - 19-of-38, 2 int  
 221 - Jeff Watson at Texas A&M, 1994 - 15-of-24, 1 TD

221 - Charlie Brewer vs. Kansas, 2018 - 19-of-27, 3 TD  
 221 - Charlie Brewer vs. Texas, 2019 - 16-of-25, 1 TD  
 220 - Nick Florence at Oklahoma, 2009 - 22-of-41, 1 TD, 1 int  
 219 - Terry Southall at Texas Tech, 1966 - 24-of-42, 2 TD, 3 int  
 219 - Shawn Bell vs. Oklahoma State, 2003 - 21-of-33, 1 TD

219 - Robert Griffin III at Texas, 2010 - 16-of-24, 2 TD, 1 int  
 218 - Cody Carlson vs. Texas Tech, 1983 - 11-of-18  
 217 - Don Trull vs. Texas, 1962 - 19-of-36, 1 int  
 216 - Blake Szymanski at TCU, 2007 - 23-of-47, 3 int  
 216 - Nick Florence vs. Kent State, 2009 - 20-of-27

215 - Brad Goebel at Texas A&M, 1988 - 13-of-24, 2 TD, 3 int  
 214 - Gerry Bohanon at TCU - 14 of 20, 3 TD, 2 int  
 214 - Cody Carlson at UTEP, 1983 - 12-of-19, 1 TD  
 214 - Jeff Watson at Houston, 1995 - 10-of-16, 1 TD  
 214 - Blake Shapen vs. UAlbany, 2022 - 17-of-20, 2 TD

213 - Si Southall at TCU, 1970 - 7-of-27, 1 TD, 2 int  
 213 - Greg Cicero at North Texas - 2000, 17-of-28  
 213 - Dane King vs. North Texas, 2004 - 20-of-33, 2 TD, 1 int  
 213 - Blake Szymanski at K-State, 2007 - 15-of-21, 2 TD, 1 int  
 212 - Robert Griffin III vs. Texas A&M, 2010 - 28-of-38

212 - Robert Griffin III vs. Iowa State, 2011 - 22-of-30, 1 TD  
 211 - Si Southall vs. Texas A&M, 1970 - 14-of-28, 1 TD, 2 int  
 211 - Jay Jeffrey vs. Texas Tech, 1981 - 12-of-17, 1 TD  
 211 - Aaron Karas at California, 2002 - 14-of-27, 1 TD, 1 int  
 211 - Charlie Brewer vs. Georgia, 2020 - 24-of-41, 1 TD, 2 int

211 - Blake Shapen at Texas Tech, 2022 - 19-of-30, 1 TD  
 210 - Bryce Petty vs. Texas Tech, 2014 - 18-of-25, 2 TD  
 208 - Don Trull at TCU, 1962 - 13-of-26, 2 TD  
 208 - Ed Lovell at Rice, 1986 - 12-of-22, 1 TD, 4 int  
 208 - Robert Griffin III at Connecticut, 2008 - 14-of-25, 3 TD

207 - Aaron Karas vs. Samford, 2002 - 11-of-16, 1 int  
 207 - Aaron Karas vs. Colorado, 2003 - 18-of-28, 3 TD  
 206 - Neal Jeffrey at TCU, 1972 - 15-of-24, 1 TD, 2 int  
 206 - Mike Brannan at Rice, 1982 - 18-of-22, 1 TD  
 206 - Cody Carlson at SMU, 1983 - 10-of-19, 3 TD, 2 int

206 - Shawn Bell at Missouri, 2005 - 18-of-29, 2 TD  
 206 - Bryce Petty at TCU, 2013 - 19-of-38, 2 TD, 1 int  
 205 - Terry Southall at Auburn, 1965 - 17-of-30, 1 TD 1 int  
 205 - Mike Marshall at Texas, 1965 - 13-of-26, 1 TD, 2 int  
 205 - Steve Stuart vs. Texas Tech, 1968 - 16-of-32, 1 TD, 3 int

205 - Shawn Bell at Army, 2005 - 20-of-32, 1 TD, 2 int  
 204 - Don Trull at Texas, 1963 - 19-of-39, 1 int  
 204 - Bryce Petty vs. Oklahoma, 2013 - 13-of-26, 3 TD  
 203 - Charlie Brewer vs. TCU, 2020 - 17-of-37, 2 TD, 1 int  
 203 - Blake Shapen vs. Kansas State, 2022 - 22-of-38, 2 int

202 - J.J. Joe at Rice - 1991, 12-of-22, 1 int  
 200 - Larry Isbell vs. Texas A&M, 1950 - 13-of-23, 4 TD  
 200 - Steve Stuart at Arkansas, 1968 - 16-of-23, 1 TD, 1 int  
 200 - Jermaine Alfred at Oklahoma State, 1998 - 14-of-31, 1 int

### CAREER 200-YARD GAMES (270)

29 - Robert Griffin III (2008-11)  
 25 - Charlie Brewer (2017-20)  
 21 - Bryce Petty (2011-14)  
 17 - Nick Florence (2009-12)  
 16 - Shawn Bell (2003-06)  
 12 - Don Trull (1962-63)  
 12 - Seth Russell (2013-16)  
 11 - Cody Carlson (1983-86)  
 10 - Blake Szymanski (2006-09)  
 9 - J.J. Joe (1990-93)  
 9 - Jeff Watson (1994-97)  
 8 - Terry Southall (1964-66)  
 8 - Brad Goebel (1987-90)  
 8 - Aaron Karas (2001-03)  
 8 - Zach Smith (2016-17)  
 7 - Blake Shapen (2021-22)  
 6 - Jermaine Alfred (1995-99)  
 5 - Neal Jeffrey (1972-74)  
 5 - Gerry Bohanon (2018-21)  
 4 - Tom Muecke (1982-85)  
 4 - Dane King (2004)  
 3 - Mike Brannan (1979-82)  
 3 - Jay Jeffrey (1980-81)  
 3 - Greg Cicero (2000-02)  
 3 - Jarrett Stidham (2015)  
 2 - Mike Marshall (1964-65)  
 2 - Steve Stuart (1968-70)  
 2 - Si Southall (1969-71)  
 2 - Steve Smith (1978-79)  
 1 - by 16 players

### CAREER 300-YARD GAMES (81)

16 - Bryce Petty (2011-14)  
 13 - Robert Griffin III (2008-11)  
 12 - Charlie Brewer (2017-20)  
 9 - Nick Florence (2009-12)  
 6 - Seth Russell (2013-16)  
 3 - Neal Jeffrey (1972-74)  
 3 - Blake Szymanski (2006-09)  
 3 - Zach Smith (2016-17)  
 2 - Tom Muecke (1982-85)  
 2 - Cody Carlson (1983-86)  
 2 - Brad Goebel (1987-90)  
 2 - Aaron Karas (2001-03)  
 2 - Shawn Bell (2003-06)  
 2 - Blake Shapen (2021-22)  
 1 - by 6 players

### CAREER 400-YARD GAMES (21)

5 - Robert Griffin III (2008-11)  
 5 - Bryce Petty (2011-14)  
 3 - Blake Szymanski (2006-09)  
 3 - Nick Florence (2009-12)  
 2 - Charlie Brewer (2017-20)  
 1 - Seth Russell (2013-16)  
 1 - Jarrett Stidham (2015)  
 1 - Zach Smith (2016-17)

### LONG PASSES (70+ YARDS) [68]

7 - J.J. Joe (1990-93)  
 6 - Bryce Petty (2011-14)  
 5 - Seth Russell (2013-16)  
 5 - Zach Smith (2016-17)  
 4 - Jeff Watson (1994-97)  
 4 - Robert Griffin III (2008-11)  
 4 - Nick Florence (2009-12)  
 2 - Charlie Brewer (2017-2020)  
 2 - Jacob Zeno (2019-21)  
 2 - Neal Jeffrey (1972-74)  
 2 - Mickey Elam (1978-79)  
 2 - Cody Carlson (1983-86)  
 2 - Brad Goebel (1987-90)  
 2 - Aaron Karas (2001-03)  
 2 - Shawn Bell (2003-06)  
 2 - Blake Shapen (2021-22)  
 1 - by 15 players

### LONG PASSES (70+ YARDS) [66]

94 - Robert Griffin III to Josh Gordon vs. Kansas, 2010  
 93 - Bryce Petty to Tevin Reese at Kansas State, 2013  
 89 - Maurice Pierce to Raymond Reeves vs. TCU, 1931 \*  
 89 - Bryce Petty to KD Cannon at Buffalo, 2014  
 89 - Seth Russell to Chris Platt vs. Oklahoma State, 2016  
 88 - Tom Muecke to Matt Clark at Arkansas, 1985  
 87 - Jeff Watson to Kalief Muhammad at Louisville, 1996  
 87 - Robert Griffin III to Kendall Wright vs. Oklahoma, 2011  
 87 - Seth Russell to Jay Lee vs. Texas Tech, 2015 \*  
 86 - Cody Carlson to Derrick McAdoo at TCU, 1986  
 85 - Jeff Watson to Pearce Pegross at Houston, 1995  
 85 - Aaron Karas to Reggie Newhouse at California, 2002  
 84 - Bobby Jones to Del Shofner at Rice, 1955  
 84 - Neal Jeffrey to Steve Beard vs. Oklahoma State, 1974  
 83 - Mickey Elam to Mike Lively at Army, 1979  
 83 - Bryce Petty to Antwan Goodley vs. Buffalo, 2013  
 81 - Jeff Watson to John Stanley vs. Oklahoma State, 1994  
 81 - Jarrett Stidham to Corey Coleman at Kansas State, 2015  
 81 - Seth Russell to KD Cannon vs. Northwestern State, 2014  
 81 - Seth Russell to Ishmael Zamora vs. TCU, 2016  
 81 - Jacob Zeno to Trestan Ebner vs. Oklahoma, 2019  
 80 - Adrian Burk to Dudley Parker at SMU, 1949  
 80 - Mark Jackson to Ronnie Lee at Texas A&M, 1975  
 80 - J.J. Joe to Melvin Bonner vs. Georgia Tech, 1992  
 80 - J.J. Joe to David Mims vs. Colorado, 1992  
 80 - Nick Florence to Terrance Williams at Texas, 2012  
 79 - Shawn Bell to Dominique Zeigler vs. Texas A&M, 2006  
 79 - Zach Smith to Chris Platt at Duke, 2017  
 78 - Steve Smith to Robert Holt at Texas A&M, 1978  
 78 - Mickey Elam to Walter Abercrombie at Houston, 1979  
 78 - J.J. Joe to Melvin Bonner at TCU, 1990  
 78 - Charlie Brewer to Tyquan Thornton at OSU, 2019\*  
 78 - Jacob Zeno to Chris Platt vs. Oklahoma, 2019  
 77 - Neal Jeffrey to Brian Kilgore at Colorado, 1973  
 77 - J.J. Joe to Melvin Bonner at Houston, 1991  
 77 - Robert Griffin III to T. Williams at Texas A&M, 2011  
 77 - Nick Florence to Terrance Williams vs. TCU, 2012  
 75 - Gerry Bohanon to Tyquan Thornton vs. WVU, 2021  
 75 - Brad Goebel to Greg Anderson vs. Texas Tech, 1989  
 75 - J.J. Joe to Melvin Bonner vs. Missouri, 1991  
 75 - Shawn Bell to Trent Shelton vs. Kansas State, 2006  
 75 - Blake Szymanski to Thomas White at Oklahoma, 2007  
 75 - Nick Florence to Tevin Reese vs. Oklahoma State, 2012  
 75 - Anu Solomon to Chris Platt vs. Liberty, 2017  
 75 - Charlie Brewer to Trestan Ebner vs. Vanderbilt, 2018  
 74 - Greg Wood to Greg Hawthorne at Texas, 1977  
 74 - J.J. Joe to Melvin Bonner vs. Missouri, 1991 \*  
 74 - J.J. Joe to Melvin Bonner vs. Colorado, 1991  
 74 - Nick Florence to Terrance Williams vs. TCU, 2012  
 74 - Bryce Petty to KD Cannon vs. Michigan State, 2014  
 74 - Blake Shapen to Monaray Baldwin vs. TCU, 2022 \*  
 73 - Si Southall to Derek Davis vs. Texas, 1970 \*  
 73 - Jermaine Alfred to Andra Fuller at Boston College, 1999  
 73 - Zach Smith to Chris Platt at Duke, 2017  
 72 - Cody Carlson to John Simpson at TCU, 1986  
 72 - Brad Goebel to Alonzo Pierce vs. Texas State, 1988  
 72 - Robert Griffin III to Terrance Williams at Okla. State, 2011  
 72 - Bryce Petty to Antwan Goodley at Kansas State, 2013  
 72 - Bryce Petty to Corey Coleman vs. Kansas, 2014  
 72 - Zach Smith to Chris Platt vs. Oklahoma, 2017  
 71 - Buddy Humphrey to Austin Gonsoulin vs. Rice, 1958  
 71 - David Mangrum to Mike Fisher at Lamar, 1980  
 71 - Chris Johnson to KD Cannon at Oklahoma State, 2015  
 71 - Zach Smith to Denzel Mims vs. Oklahoma, 2017  
 70 - Don Trull to Lawrence Elkins vs. Oregon State, 1963  
 70 - Jeff Watson to Damon Rhynes vs. Oklahoma State, 1994  
 70 - Aaron Karas to Marques Roberts vs. Southern Ill., 2001  
 70 - Seth Russell to Corey Coleman vs. Wofford, 2013  
 70 - Zach Smith to Denzel Mims at Kansas State, 2017  
 70 - Blake Shapen to Monaray Baldwin vs. Okla. State, 2022  
 \* - did not score



# INDIVIDUAL GAME BESTS

## COMPLETIONS

COMP	PLAYER	OPPONENT	DATE	ADDITIONAL STATS
43	Charlie Brewer	vs. Texas Tech	11/11/2017	63 att, 417 yds
38	Charlie Brewer	at Oklahoma	9/29/2018	60 att, 400 yds
36	Blake Szymanski	Colorado	10/6/2007	60 att, 410 yds
36	Bryce Petty	vs. Michigan State	1/1/2015	51 att, 550 yds
34	Bryce Petty	Kansas State	12/6/2014	40 att, 412 yds
33	Shawn Bell	Kansas	10/21/2006	55 att, 394 yds
33	Robert Griffin III	Oklahoma State	10/29/2011	50 att, 425 yds
33	Zach Smith	Oklahoma	9/23/2017	50 att, 463 yds
32	Shawn Bell	Texas A&M	10/30/2004	50 att, 262 yds
32	Bryce Petty	at Oklahoma	11/8/2014	42 att, 387 yds
31	Shawn Bell	TCU	9/3/2006	47 att, 286 yds
31	Shawn Bell	Washington State	9/16/2006	48 att, 256 yds
31	Shawn Bell	Colorado	10/7/2006	44 att, 272 yds
31	Charlie Brewer	Kansas State	11/28/2020	39 att, 349 yds
31	Blake Szymanski	Texas State	9/15/2007	51 att, 411 yds
31	Robert Griffin III	vs. Texas Tech	10/9/2010	42 att, 384 yds
31	Nick Florence	Iowa State	10/27/2012	51 att, 426 yds
30	Charlie Brewer	at Oklahoma	12/5/2020	56 att, 263 yds
30	Charlie Brewer	at Texas	10/24/2021	43 att, 256 yds
30	Robert Griffin III	Oklahoma State	11/6/2010	48 att, 267 yds
30	Robert Griffin III	vs. Illinois	12/29/2010	41 att, 306 yds
30	Nick Florence	Texas	10/20/2012	41 att, 352 yds
30	Bryce Petty	vs. UCF	1/1/2014	47 att, 356 yds
30	Bryce Petty	at Iowa State	9/27/2014	44 att, 336 yds
30	Zach Smith	vs. Texas Tech	11/25/2016	46 att, 377 yds
30	Charlie Brewer	Kansas State	10/6/2018	44 att, 296 yds

## ATTEMPTS

ATT	PLAYER	OPPONENT	DATE	ADDITIONAL STATS
63	Charlie Brewer	vs. Texas Tech	11/11/2017	43 comp, 417 yds
60	Blake Szymanski	Colorado	10/6/2007	36 comp, 410 yds
60	Charlie Brewer	at Oklahoma	9/29/2018	38 comp, 400 yds
56	Charlie Brewer	at Oklahoma	12/5/2021	30 comp, 263 yds
55	Tom Muecke	TCU	10/27/1984	28 comp, 362 yds
55	Shawn Bell	Kansas	10/21/2006	33 comp, 394 yds
55	Bryce Petty	TCU	10/11/2014	28 comp, 510 yds
51	Blake Szymanski	Texas State	9/15/2007	31 comp, 411 yds
51	Nick Florence	Iowa State	10/27/2012	31 comp, 426 yds
51	Bryce Petty	vs. Michigan State	1/1/2015	36 comp, 550 yds
50	Terry Southall	SMU	11/19/1966	29 comp, 350 yds
50	Shawn Bell	Texas A&M	10/30/2004	32 comp, 262 yds
50	Robert Griffin III	Oklahoma State	10/29/2011	33 comp, 425 yds
50	Zach Smith	Oklahoma	9/23/2017	33 comp, 463 yds
48	Shawn Bell	Washington State	9/16/2006	31 comp, 256 yds
48	Robert Griffin III	Oklahoma State	11/6/2010	30 comp, 267 yds
48	Bryce Petty	at Oklahoma State	11/23/2013	28 comp, 359 yds
47	Shawn Bell	TCU	9/3/2006	31 comp, 286 yds
47	Shawn Bell	Texas	10/14/2006	25 comp, 303 yds
47	Seth Russell	SMU	9/10/2016	26 comp, 261 yds
47	Blake Szymanski	TCU	9/1/2007	23 comp, 216 yds
47	Nick Florence	West Virginia	9/29/2012	29 comp, 581 yds
47	Bryce Petty	vs. UCF	1/1/2014	30 comp, 356 yds
46	Shawn Bell	Kansas State	9/30/2006	25 comp, 282 yds
46	Blake Szymanski	Rice	9/8/2007	29 comp, 412 yds
46	Zach Smith	vs. Texas Tech	11/25/2016	30 comp, 377 yds
45	Greg Cicero	New Mexico	9/22/2001	25 comp, 223 yds
45	Shawn Bell	Texas A&M	10/12/2005	25 comp, 222 yds
45	Blake Szymanski	Oklahoma	11/18/2006	22 comp, 188 yds
45	Blake Szymanski	Buffalo	9/22/2007	21 comp, 172 yds
45	Nick Florence	Texas	11/14/2009	28 comp, 240 yds
45	Zach Smith	Kansas State	11/19/2016	27 comp, 258 yds
45	Charlie Brewer	Iowa State	9/28/19	26 comp, 307 yds

## INDIVIDUAL GAME BESTS

## RECEIVING

314 - Terrance Williams at West Virginia, 2012 - 17 rec, 2 TD\*  
 226 - KD Cannon vs. Boise State, 2016 - 14 rec, 2 TD [Cactus]  
 224 - Corey Coleman at Oklahoma, 2014 - 15 rec, 1 TD  
 223 - KD Cannon vs. Northwestern State, 2014 - 6 rec, 3 TD  
 216 - Corey Coleman at Kansas State, 2015 - 11 rec, 2 TD

213 - KD Cannon at Rice, 2016 - 9 rec, 2 TD  
 210 - KD Cannon at Oklahoma State, 2015 - 5 rec, 2 TD  
 210 - Gavin Holmes at West Virginia, 2022 - 7 rec, 1 TD  
 208 - Kendall Wright vs. Oklahoma, 2011 - 8 rec, 1 TD  
 201 - Kendall Wright at Kansas State, 2011 - 9 rec, 3 TD

199 - Corey Coleman vs. West Virginia, 2015 - 10 rec, 3 TD  
 197 - Gerald McNeil at Arkansas [LR], 1981 - 10 rec, 2 TD  
 197 - KD Cannon vs. Michigan State, 2014 - 8 rec, 2 TD [Cotton]  
 192 - Denzel Mims vs. Oklahoma, 2017 - 11 rec, 3 TD  
 190 - Terrance Williams at Iowa State, 2012 - 13 rec

189 - Kendall Wright vs. TCU, 2011 - 12 rec, 2 TD  
 189 - KD Cannon at Buffalo, 2014 - 6 rec, 1 TD\*  
 187 - Tyquan Thornton, 2021 - 8 rec, 2 TD  
 184 - Tevin Reese at Kansas State, 2013 - 5 rec, 2 TD  
 183 - Terrance Williams at Texas, 2012 - 10 rec, 1 TD

182 - Antwan Goodley vs. Iowa State, 2013 - 11 rec, 2 TD  
 182 - Corey Coleman vs. Lamar, 2015 - 6 rec, 4 TD  
 180 - Dominique Zeigler vs. Texas A&M, 2006 - 5 rec, 1 TD  
 178 - Corey Coleman at SMU, 2015 - 5 rec, 1 TD  
 175 - Terrance Williams vs. Texas Tech, 2012 - 7 rec, 1 TD

175 - Ishmael Zamora vs. Oklahoma State, 2016 - 8 rec, 2 TD  
 174 - Melvin Bonner vs. Georgia Tech, 1992 - 5 rec, 2 TD  
 174 - Monaray Baldwin vs. OSU, 2022 - 7 rec, 2 TD  
 173 - Charles Dancer vs. TCU, 1973 - 7 rec, 1 TD  
 173 - Reggie Newhouse vs. Kansas State, 2002 - 9 rec

170 - Gerald McNeil at Tulane, 1982 - 9 rec, 1 TD  
 170 - Antwan Goodley vs. West Virginia, 2013 - 7 rec, 1 TD  
 169 - Melvin Bonner at Houston, 1991 - 9 rec, 1 TD  
 167 - Corey Coleman vs. Kansas, 2014 - 3 rec, 2 TD  
 166 - Melvin Bonner vs. Arizona, 1992 - 5 rec, 2 TD [Hancock]

166 - Brandon Whitaker vs. Colorado, 2007 - 11 rec  
 166 - Kendall Wright vs. Texas, 2011 - 6 rec, 1 TD  
 164 - Reggie Newhouse at Cal, 2002 - 8 rec, 1 TD  
 163 - James Ingram vs. LSU, 1963 - 11 rec, 2 TD [Bluebonnet]  
 163 - Derek Davis vs. Texas A&M, 1970 - 10 rec

163 - Gerald McNeil vs. OSU, 1983 - 10 rec, 2 TD [Bluebonnet]  
 163 - Melvin Bonner vs. TCU, 1992 - 10 rec, 3 TD  
 163 - Tevin Reese vs. Missouri, 2011 - 7 rec, 1 TD  
 163 - Terrance Williams vs. TCU, 2012 - 3 rec, 2 TD  
 161 - Alcy Jackson vs. Texas, 1974 - 7 rec, 1 TD

161 - Josh Gordon vs. Kansas, 2010 - 4 rec, 2 TD  
 158 - Trent Shelton vs. Northwestern State, 2006 - 9 rec, 1 TD  
 158 - Antwan Goodley vs. TCU, 2014 - 8 rec, 2 TD\*  
 156 - Lawrence Elkins at Texas A&M, 1963 - 10 rec, 3 TD  
 156 - Antwan Goodley vs. ULM, 2013 - 5 rec, 2 TD

156 - Levi Norwood vs. Texas Tech, 2013 - 7 rec, 2 TD  
 155 - Ishmael Zamora vs. Texas Tech, 2016 - 12 rec, 1 TD  
 154 - Pearce Pegross at Texas Tech, 1996 - 7 rec, 1 TD  
 154 - Terrance Williams at Okla. State, 2011 - 8 rec, 1 TD  
 154 - Corey Coleman at Iowa State, 2014 - 12 rec, 1 TD

153 - Glenn Pruitt vs. New Mexico, 1984 - 8 rec, 1 TD  
 153 - Matt Clark at Arkansas [LR], 1985 - 6 rec, 1 TD  
 152 - Denzel Mims vs. Texas Tech, 2017 - 12 rec, 1 TD  
 151 - Lawrence Elkins at Texas, 1963 - 12 rec  
 151 - Gerald McNeil at Arkansas, 1983 - 9 rec, 1 TD

150 - Charles Dancer vs. Arkansas, 1973 - 8 rec  
 150 - Corey Coleman vs. Michigan St., 2014 - 7 rec, 1 TD [Cotton]  
 149 - Melvin Bonner vs. Missouri, 1991 - 2 rec, 1 TD  
 149 - Kendall Wright at Missouri, 2009 - 10 rec, 2 TD  
 148 - Chris Platt at Duke, 2017 - 4 rec, 2 TD

147 - Morris Anderson vs. Kansas, 1998 - 5 rec, 1 TD  
 146 - Terrance Williams at Texas A&M, 2011 - 8 rec, 1 TD  
 145 - Harold Riley vs. Texas A&M, 1950 - 7 rec, 2 TD  
 145 - Kendall Wright vs. Texas Tech, 2010 - 11 rec, 1 TD  
 145 - Tevin Reese at ULM, 2012 - 8 rec, 2 TD

144 - Ricky Thompson vs. SMU, 1975 - 5 rec  
 144 - Gerald McNeil at SMU, 1983 - 7 rec, 2 TD  
 144 - Corey Coleman vs. TCU, 2014 - 8 rec, 2 TD\*  
 142 - Austin Gonsoulin vs. Rice, 1958 - 5 rec, 2 TD  
 141 - Tommy Smith at SMU, 1966 - 12 rec

141 - Pearce Pegross at Houston, 1995 - 3 rec, 1 TD  
 141 - Dominique Zeigler at Oklahoma, 2005 - 9 rec, 1 TD  
 141 - Josh Gordon vs. Kansas State, 2010 - 7 rec, 2 TD  
 141 - Tyquan Thornton vs. Iowa State, 2019 - 11 rec, 1 TD  
 139 - Gerald McNeil at Texas, 1983 - 10 rec, 1 TD  
 138 - Lawrence Elkins vs. Texas Tech, 1964 - 7 rec

138 - Kalief Muhammad at Tulsa, 1995 - 7 rec, 1 TD  
 138 - Terrance Williams vs. SMU, 2012 - 7 rec  
 137 - Terrance Williams vs. Kansas, 2012 - 11 rec, 1 TD  
 136 - Reggie Newhouse vs. South Florida, 2000 - 7 rec, 1 TD  
 136 - Jay Lee at Buffalo, 2014 - 9 rec, 2 TD\*

136 - Jalen Hurd at UTSA, 2018 - 8 rec, 1 TD  
 135 - Jalen Hurd vs. Kansas State, 2018 - 11 rec  
 133 - Denzel Mims at UTSA, 2018 - 8 rec, 1 TD  
 132 - KD Cannon vs. Texas Tech, 2016 - 12 rec, 2 TD  
 132 - Kendall Wright vs. Iowa State, 2008 - 7 rec, 2 TD

132 - Antwan Goodley at West Virginia, 2014 - 9 rec, 1 TD  
 132 - Denzel Mims vs. West Virginia, 2017 - 7 rec  
 131 - Reggie Newhouse at Missouri, 2001 - 12 rec, 3 TD  
 131 - James Ingram vs. Kentucky, 1963 - 9 rec, 1 TD  
 131 - John Stanley vs. Fresno State, 1993 - 3 rec

131 - Terrance Williams vs. SHSU, 2012 - 6 rec, 2 TD  
 130 - Morris Anderson at Texas Tech, 1998 - 7 rec, 1 TD  
 130 - Tevin Reese vs. Buffalo, 2013 - 4 rec, 1 TD  
 129 - Ronnie Goodwin vs. Florida, 1960 - 7 rec, 1 TD [Gator]  
 129 - Charles Dancer at Texas Tech, 1973 - 8 rec

129 - Glenn Pruitt at BYU, 1984 - 6 rec, 1 TD  
 129 - Antwan Goodley at Kansas State, 2013 - 5 rec, 1 TD  
 128 - RJ Sneed at Kansas, 2021 - 6 rec  
 128 - Bruce Davis at UTEP, 1983 - 7 rec  
 128 - Kendall Wright vs. Buffalo, 2010 - 5 rec, 1 TD

127 - Kendall Wright vs. Illinois, 2010 - 12 rec, 1 TD [Texas]  
 127 - Tevin Reese at Kansas, 2011 - 6 rec, 2 TD  
 127 - Denzel Mims at Kansas State, 2017 - 7 rec, 1 TD  
 126 - Harlan Lane vs. Washington, 1965 - 10 rec  
 126 - Terrance Williams vs. TCU, 2011 - 6 rec, 2 TD

126 - Josh Fleeks at Oklahoma State, 2019 - 3 rec, 1 TD  
 125 - Kendall Wright vs. Kent State, 2009 - 9 rec  
 125 - Ernest Smith vs. Iowa State, 2009 - 7 rec  
 125 - Kendall Wright vs. Texas Tech, 2011 - 6 rec, 2 TD  
 125 - Denzel Mims vs. Texas, 2019 - 7 rec, 1 TD

124 - Melvin Bonner at Rice, 1991 - 5 rec  
 124 - Melvin Bonner vs. Utah State, 1992 - 4 rec, 3 TD  
 124 - David Gettis vs. Nebraska, 2009 - 7 rec  
 124 - Antwan Goodley vs. Buffalo, 2013 - 4 rec, 1 TD  
 124 - KD Cannon vs. TCU, 2014 - 6 rec, 1 TD\*

123 - Gerry Moore vs. Rice, 1958 - 8 rec  
 123 - Pearce Pegross vs. TCU, 1995 - 8 rec, 1 TD  
 123 - Reggie Newhouse at Oklahoma State, 2002 - 7 rec, 1 TD  
 123 - Kendall Wright vs. SFA, 2011 - 8 rec, 1 TD  
 123 - Tevin Reese vs. ULM, 2013 - 6 rec, 1 TD  
 123 - Lynx Hawthorne at Buffalo, 2014 - 7 rec, 2 TD\*

123 - Monaray Baldwin vs. TCU, 2022 - 6 rec  
 122 - Dominique Zeigler vs. Kansas, 2006 - 7 rec, 1 TD  
 122 - KD Cannon at Oklahoma, 2016 - 7 rec, 2 TD  
 122 - Denzel Mims at Kansas, 2017 - 5 rec  
 121 - Tyquan Thornton at TCU - 5 rec, 2 TD

121 - Ken Hodge vs. Oregon State, 1964 - 6 rec  
 121 - Andra Fuller at Boston College, 1999 - 6 rec, 1 TD  
 121 - Dominique Zeigler vs. Texas A&M, 2004 - 12 rec, 2 TD  
 121 - Ishmael Zamora vs. TCU, 2016 - 7 rec, 1 TD  
 120 - Derek Davis at TCU, 1970 - 3 rec, 1 TD

120 - Reggie Newhouse vs. Tulsa, 2002 - 9 rec  
 120 - Tevin Reese at West Virginia, 2012 - 4 rec, 1 TD\*  
 120 - Jay Lee vs. Texas Tech, 2015 - 3 rec  
 119 - Bob Trout vs. Texas Tech, 1951 - 10 rec, 1 TD  
 119 - George Cheshire vs. Washington, 1965 - 5 rec

119 - Derrius Thompson at Texas Tech, 1998 - 7 rec  
 119 - Reggie Newhouse vs. Samford, 2002 - 7 rec  
 118 - Thomas White at Kansas State, 2007 - 4 rec, 2 TD  
 118 - Trestan Ebner vs. Texas Tech, 2021 - 4 rec, 1 TD  
 118 - Antwan Goodley at Oklahoma State, 2013 - 10 rec, 1 TD

117 - Del Shofner vs. Houston, 1954 - 2 rec, 1 TD  
 117 - John Simpson vs. LSU, 1985 - 3 rec, 1 TD [Liberty]  
 117 - Thomas White at Oklahoma, 2007 - 2 rec, 2 TD  
 117 - Kendall Wright at Oklahoma State, 2011 - 11 rec  
 116 - Lawrence Elkins vs. TCU, 1963 - 10 rec

116 - James Ingram at Texas Tech, 1963 - 5 rec, 2 TD  
 116 - Antwan Goodley vs. Kansas State, 2014 - 9 rec, 1 TD  
 114 - Gerald McNeil vs. TCU, 1981 - 6 rec  
 114 - Trent Shelton at Texas, 2006 - 6 rec, 1 TD  
 114 - Kendall Wright at Connecticut, 2008 - 6 rec, 1 TD

114 - Antwan Goodley vs. Texas, 2013 - 8 rec, 1 TD  
 114 - Antwan Goodley at Iowa State, 2014 - 6 rec  
 114 - Chris Platt vs. Oklahoma State, 2016 - 3 rec, 2 TD  
 114 - Denzel Mims at Oklahoma, 2018 - 11 rec, 1 TD  
 114 - Chris Platt vs. Texas Tech, 2018 - 6 rec

113 - Gerald McNeil vs. BYU, 1983 - 6 rec, 1 TD 113 - Bruce Davis at Arkansas, 1983 - 6 rec  
 113 - Robert Quiroga vs. Colorado, 2003 - 8, 1 TD  
 113 - Kendall Wright vs. Kansas State, 2010 - 6 rec, 2 TD  
 112 - Brian Kilgore vs. Texas Tech, 1972 - 3 rec, 1 TD  
 112 - Mike Fisher at Lamar, 1980 - 2 rec, 2 TD

112 - Bruce Davis vs. Texas, 1982 - 6 rec  
 111 - Harold Riley vs. SMU, 1951 - 5 rec  
 111 - Jay Lee vs. Lamar, 2015 - 9 rec  
 110 - Lawrence Elkins vs. Arkansas, 1963 - 8 rec, 2 TD  
 110 - Bobby Jack Goforth at Texas A&M, 1988 - 6 rec, 2 TD

110 - David Gettis at Missouri, 2009 - 8 rec  
 110 - Tevin Reese at Kansas, 2013 - 4 rec, 2 TD  
 110 - Corey Coleman vs. Texas Tech, 2015 - 7 rec, 3 TD  
 110 - Blake Lynch at TCU, 2017 - 4 rec, 1 TD  
 109 - Ben Bronson at Texas A&M, 1994 - 7 rec

109 - Lanear Sampson at West Virginia, 2012 - 4 rec, 1 TD\*  
 109 - Trestan Ebner vs. West Virginia, 2017 - 5 rec, 2 TD  
 109 - Trestan Ebner vs. Vanderbilt, 2018 - 3 rec, 1 TD  
 108 - Ted Plumb at Rice, 1961 - 7 rec, 2 TD  
 108 - Derek Davis at LSU, 1970 - 6 rec, 1 TD

108 - Gerald McNeil at Texas, 1981 - 7 rec, 1 TD  
 108 - Greg Anderson vs. Texas Tech, 1989 - 5 rec, 1 TD  
 108 - Kendall Wright vs. Rice, 2011 - 11 rec, 1 TD  
 108 - Tevin Reese vs. Oklahoma State, 2012 - 5 rec, 1 TD  
 108 - Corey Coleman at Kansas, 2015 - 7 rec, 2 TD

108 - KD Cannon at Kansas State, 2015 - 4 rec, 1 TD  
 107 - Wayne Hopkins at California, 1953 - 2 rec  
 107 - Derek Davis vs. Texas, 1970 - 4 rec, 1 TD  
 107 - John Stanley vs. Oklahoma State, 1994 - 3 rec, 1 TD  
 107 - Marques Roberts vs. Iowa State, 2004 - 8 rec

107 - Trent Shelton vs. Kansas State, 2006 - 3 rec, 1 TD  
 106 - Tommy Davidson at Rice, 1976 - 7 rec, 1 TD  
 106 - Reggie Newhouse at Texas Tech, 2002 - 7 rec, 1 TD  
 106 - Kendall Wright at Rice, 2010 - 7 rec, 1 TD  
 106 - Tevin Reese vs. Rice, 2011 - 7 rec, 1 TD

106 - Tevin Reese at Texas A&M, 2011 - 4 rec, 1 TD  
 106 - Denzel Mims vs. Iowa State, 2019 - 6 rec, 2 TD  
 105 - Stanley Williams at Texas A&M, 1951 - 6 rec, 1 TD  
 105 - Lawrence Elkins vs. Texas, 1964 - 7 rec, 1 TD  
 105 - Lawrence Elkins at Arkansas, 1964 - 4 rec, 1 TD

105 - Lawrence Elkins vs. Oregon State, 1964 - 6 rec, 1 TD  
 105 - Melvin Bonner at SMU, 1991 - 4 rec, 1 TD  
 105 - Kendall Wright vs. NW State, 2009 - 5 rec, 2 TD  
 105 - Tevin Reese vs. Iowa State, 2013 - 6 rec  
 104 - Charles Dancer at Texas A&M, 1973 - 5 rec, 2 TD

104 - Gerald McNeil vs. SMU, 1982 - 7 rec  
 104 - Glenn Pruitt vs. Rice, 1985 - 4 rec, 1 TD  
 104 - Ben Bronson vs. Texas Tech, 1993 - 3 rec, 2 TD  
 104 - Trent Shelton vs. Kansas, 2006 - 6 rec, 2 TD  
 104 - KD Cannon at SMU, 2015 - 3 rec, 1 TD

104 - Jalen Hurd at Oklahoma, 2018 - 9 rec, 1 TD  
 103 - Stanley Williams vs. SMU, 1949 - 4 rec, 1 TD  
 103 - Lawrence Elkins at TCU, 1964 - 5 rec, 1 TD  
 103 - Greg Hawthorne at Rice, 1976 - 6 rec  
 103 - Bruce Davis vs. Louisiana Tech, 1981 - 2 rec, 1 TD

103 - Reggie Newhouse at North Texas, 2000 - 5 rec  
 103 - Tyquan Thornton vs. Texas Southern, 2021 - 5 rec, 2 TD  
 102 - Kalief Muhammad at Louisville, 1996 - 4 rec, 2 TD  
 102 - Reggie Newhouse vs. Arkansas St., 2001 - 5 rec, 1 TD  
 102 - Kendall Wright at Kansas, 2011 - 8 rec

102 - Ishmael Zamora at West Virginia, 2016 - 8 rec, 1 TD  
 102 - Chris Platt vs. Liberty, 2017 - 3 rec, 2 TD  
 102 - Pooh Stricklin at Kansas State, 2017 - 9 rec  
 102 - Denzel Mims at Rice, 2019 - 6 rec  
 101 - Robert Holt vs. SMU, 1980 - 6 rec

101 - Bruce Davis at Texas, 1983 - 7 rec, 1 TD  
 101 - Melvin Bonner at Rice, 1992 - 3 rec, 1 TD  
 101 - Terrance Williams vs. Kansas, 2010 - 4 rec, 2 TD  
 101 - Antwan Goodley vs. Texas Tech, 2013 - 4 rec, 1 TD  
 101 - Denzel Mims vs. UTSA, 2019 - 7 rec, 3 TD

100 - Derrius Thompson vs. Texas, 1997 - 6 rec  
 100 - Terrance Williams vs. Missouri, 2011 - 7 rec, 2 TD  
 100 - Corey Coleman vs. Rice, 2015 - 6 rec, 3 TD

\* - only three games in Baylor history with three 100-yard receivers

# INDIVIDUAL GAME BESTS

## CAREER 100-YARD GAMES [232]

- 19 - Kendall Wright (2008-11)
- 13 - Terrance Williams (2009-12)
- 12 - Corey Coleman (2013-15)
- 12 - Tevin Reese (2010-13)
- 12 - Antwan Goodley (2011-14)
- 11 - KD Cannon (2014-16)
- 11 - Denzel Mims (2016-2019)
- 10 - Gerald McNeil (1980-83)
- 10 - Reggie Newhouse (1999-02)
- 9 - Lawrence Elkins (1962-64)
- 9 - Melvin Bonner (1989-92)
- 5 - Bruce Davis (1980-83)
- 4 - Tyquan Thornton (2018-21)
- 4 - Chris Platt (2015-2019)
- 4 - Derek Davis (1968-70)
- 4 - Charles Dancer (1972-73)
- 4 - Trent Shelton (2003-06)
- 4 - Dominique Zeigler (2003-06)
- 4 - Ishmael Zamora (2015-16)
- 3 - James Ingram (1961-63)
- 3 - Glenn Pruitt (1983-85)
- 3 - Pearce Pegross (1993-96)
- 3 - Jay Lee (2012-15)
- 3 - Jalen Hurd (2018)
- 3 - Trestan Ebner (2017-21)
- 2 - Harold Riley (1948, 50-51)
- 2 - Stanley Williams (1949-51)
- 2 - Ben Bronson (1993-94)
- 2 - John Stanley (1993-94)
- 2 - Kalief Muhammad (1993-96)
- 2 - Morris Anderson (1995-98)
- 2 - Derrius Thompson (1996-98)
- 2 - Thomas White (2004-07)
- 2 - David Gettis (2005-08)
- 2 - Josh Gordon (2009-10)
- 2 - Monarary Baldwin (2022)
- 1 - by 33 players

## CAREER 150-YARD GAMES [60]

- 8 - Corey Coleman (2013-15)
- 6 - Terrance Williams (2009-12)
- 6 - KD Cannon (2014-16)
- 4 - Gerald McNeil (1980-83)
- 4 - Melvin Bonner (1989-92)
- 4 - Kendall Wright (2008-11)
- 4 - Antwan Goodley (2011-14)
- 2 - Lawrence Elkins (1962-64)
- 2 - Charles Dancer (1972-73)
- 2 - Reggie Newhouse (1999-02)
- 2 - Tevin Reese (2010-13)
- 2 - Ishmael Zamora (2015-16)
- 2 - Denzel Mims (2016-2019)
- 1 - James Ingram (1961-63)
- 1 - Derek Davis (1968-70)
- 1 - Alcy Jackson (1974-76)
- 1 - Glenn Pruitt (1983-85)
- 1 - Matt Clark (1984-87)
- 1 - Pearce Pegross (1993-96)
- 1 - Dominique Zeigler (2003-06)
- 1 - Trent Shelton (2003-06)
- 1 - Brandon Whitaker (2003-07)
- 1 - Josh Gordon (2009-10)
- 1 - Levi Norwood (2011-14)
- 1 - Tyquan Thornton (2018-21)

## CAREER 200-YARD GAMES [10]

- 4 - KD Cannon (2014-16)
- 2 - Kendall Wright (2008-11)
- 2 - Corey Coleman (2013-15)
- 1 - Terrance Williams (2009-12)
- 1 - Gavin Holmes (2022)

## LONG RECEPTIONS (70+ YARDS) [66]

- 6 - Melvin Bonner (1989-92)
- 5 - Terrance Williams (2009-12)
- 5 - Chris Platt (2015-2019)
- 4 - KD Cannon (2014-16)
- 3 - Corey Coleman (2013-15)
- 2 - Antwan Goodley (2011-14)
- 2 - Tevin Reese (2010-13)
- 2 - Denzel Mims (2016-2019)
- 2 - Tyquan Thornton (2018-21)
- 2 - Monarary Baldwin (2022)
- 1 - by 35 players

## DOUBLE-DIGIT RECEPTION GAMES [41]

No	Player	Opponent	Site	Date	YDS	
1.	17	Terrance Williams	West Virginia	Morgantown, W. Va.	9/29/2012	314
2.	15	Corey Coleman	Oklahoma	Norman, Okla.	11/8/2014	224
3.	14	KD Cannon	Boise State [Cactus]	Phoenix, Ariz.	12/27/2016	226
4.	13	Terrance Williams	Iowa State	Ames, Iowa	10/27/12	190
5.	12	Tommy Smith	SMU	Dallas, Texas	11/19/1966	141
	12	Lawrence Elkins	Texas	Austin, Texas	11/9/1963	151
	12	Reggie Newhouse	Missouri	Columbia, Mo.	11/10/2001	131
	12	Dominique Zeigler	Texas A&M	Waco, Texas	10/30/2004	121
	12	Kendall Wright	Illinois [Texas]	Houston, Texas	12/29/2010	127
	12	Kendall Wright	TCU	Waco, Texas	9/2/2011	189
	12	Corey Coleman	Iowa State	Ames, Iowa	9/27/2014	154
	12	Ishmael Zamora	Texas Tech	Arlington, Texas	11/25/2016	155
	12	KD Cannon	Texas Tech	Arlington, Texas	11/25/2016	132
	12	Denzel Mims	Texas Tech	Arlington, Texas	11/11/2017	152
15.	11	James Ingram	LSU [Bluebonnet]	Houston, Texas	12/21/1963	163
	11	Brandon Whitaker	Colorado	Waco, Texas	10/6/2007	166
	11	Kendall Wright	Texas Tech	Dallas, Texas	10/9/2010	145
	11	Kendall Wright	Rice	Waco, Texas	9/24/2011	108
	11	Kendall Wright	Oklahoma State	Stillwater, Okla.	10/29/2011	117
	11	Terrance Williams	Kansas	Waco, Texas	11/3/2012	137
	11	Antwan Goodley	Iowa State	Waco, Texas	10/19/2013	182
	11	Corey Coleman	Kansas State	Manhattan, Kan.	11/5/2015	216
	11	Denzel Mims	Oklahoma	Waco, Texas	9/23/2017	192
	11	Denzel Mims	Oklahoma	Norman, Okla.	9/29/2018	114
	11	Jalen Hurd	Kansas State	Waco, Texas	10/6/2018	135
	11	Tyquan Thornton	Iowa State	Waco, Texas	9/28/2019	146
27.	10	Bob Trout	Texas Tech	Waco, Texas	10/20/1951	119
	10	Lawrence Elkins	Texas A&M	College Station, Texas	10/26/1963	156
	10	Harlan Lane	Washington	Waco, Texas	9/25/1965	126
	10	Derek Davis	Texas A&M	Waco, Texas	10/24/1970	163
	10	Gerald McNeil	Arkansas	Little Rock, Ark.	11/7/1981	197
	10	Gerald McNeil	Texas	Austin, Texas	11/19/1983	139
	10	Gerald McNeil	Oklahoma State [Bluebonnet]	Houston, Texas	12/31/1983	163
	10	Melvin Bonner	TCU	Fort Worth, Texas	10/10/1992	163
	10	Trent Shelton	Iowa State	Waco, Texas	10/23/2005	76
	10	Brandon Whitaker	Oklahoma	Norman, Okla.	11/10/2007	68
	10	Kendall Wright	Missouri	Columbia, Mo.	11/7/2009	149
	10	Terrance Williams	Texas	Austin, Texas	10/20/2012	183
	10	Antwan Goodley	Oklahoma State	Stillwater, Okla.	11/23/2013	118
	10	Corey Coleman	West Virginia	Waco, Texas	10/17/2015	199
	10	KD Cannon	SMU	Waco, Texas	9/10/2016	93

## CAREER DOUBLE DIGIT RECEPTION GAMES [41]

- 6 - Kendall Wright (2008-11)
- 4 - Terrance Williams (2009-12)
- 4 - Corey Coleman (2013-pres.)
- 3 - Gerald McNeil (1980-83)
- 3 - KD Cannon (2014-16)
- 3 - Denzel Mims (2016-2019)
- 2 - Lawrence Elkins (1962-64)
- 2 - Brandon Whitaker (2003-06)
- 2 - Antwan Goodley (2011-14)
- 1 - by 12 players

# INDIVIDUAL GAME BESTS

## RUSHING

299 - Johnny Jefferson vs. North Carolina, 2015 - 23 carries  
 250 - Jay Finley vs. Kansas State, 2010 - 26 carries  
 246 - Terrance Ganaway vs. Texas Tech, 2011 - 42 carries  
 237 - Shock Linwood at Iowa State, 2016 - 25 carries  
 221 - Shock Linwood vs. Texas Tech, 2015 - 20 carries

217 - Robert Griffin III vs. Wash. State, 2008 - 11 carries  
 210 - Jerod Douglas vs. Texas, 1994 - 20 carries  
 207 - Walter Abercrombie at Texas A&M, 1978 - 19 carries  
 200 - Terrance Ganaway vs. Iowa State, 2011 - 23 carries  
 200 - Terrance Ganaway vs. Washington, 2011 - 21 carries

199 - Gary Blair at Texas Tech, 1976 - 30 carries  
 197 - Jerod Douglas vs. Rice, 1995 - 28 carries  
 192 - Craig Williams at Oklahoma, 2022 - 25 carries  
 191 - Cleveland Franklin vs. TCU, 1975 - 24 carries  
 188 - Abram Smith vs. BYU 2021 - 27 carries

187 - Shock Linwood vs. Texas Tech, 2013 - 29 carries  
 186 - Terrance Ganaway vs. Missouri, 2011 - 12 carries  
 186 - Richard Reese vs. Kansas, 2022 - 31 carries  
 185 - Lache Seastrunk vs. Kansas State, 2012 - 19 carries  
 182 - Shock Linwood vs. Oklahoma, 2013 - 23 carries  
 180 - Terence Williams at Texas, 2016 - 24 carries

178 - Lache Seastrunk vs. Oklahoma State, 2012 - 16 carries  
 178 - Shock Linwood vs. TCU, 2014 - 29 carries  
 176 - Steve Beaird vs. SMU, 1973 - 28 carries  
 172 - Lache Seastrunk vs. West Virginia, 2013 - 15 carries  
 172 - Abram Smith vs. Ole Miss, 2021 - 25 carries

171 - Shock Linwood vs. Iowa State, 2015 - 27 carries  
 169 - John Henry at SMU, 1993 - 17 carries  
 169 - Jay Finley vs. Texas A&M, 2010 - 28 carries  
 168 - Walter Abercrombie at Rice, 1980 - 25 carries  
 168 - David Mims vs. Texas Tech, 1991 - 20 carries

167 - Gary Lacy at Pittsburgh, 1973 - 39 carries  
 167 - Walter Abercrombie at TCU, 1978 - 27 carries  
 167 - Alfred Anderson vs. Rice, 1983 - 30 carries  
 166 - Rashad Armstrong vs. Colorado, 2003 - 37 carries  
 164 - Darrell Bush vs. North Texas, 1999 - 27 carries

162 - Anthony Ray vs. Texas State, 1988 - 16 carries  
 162 - Darrell Bush at Missouri, 1997 - 20 carries  
 161 - Devin Chafin vs. North Carolina, 2015 - 27 carries  
 160 - Seth Russell vs. West Virginia, 2015 - 14 carries  
 158 - Shock Linwood vs. Texas Tech, 2014 - 24 carries

158 - Shock Linwood vs. Rice, 2015 - 16 carries  
 158 - Johnny Jefferson vs. Texas, 2015 - 23 carries  
 157 - Jerod Douglas vs. Texas Tech, 1995 - 25 carries  
 157 - Glasco Martin vs. Kansas, 2012 - 11 carries  
 156 - Lache Seastrunk vs. ULM, 2013 - 10 carries

156 - Richard Reese vs. Texas State, 2022 - 19 carries  
 154 - Jerod Douglas vs. Iowa State, 1996 - 19 carries  
 153 - Dexter Ford at Texas, 1996 - 20 carries  
 152 - Walter Abercrombie vs. Texas Tech, 1981 - 28 carries  
 152 - Rashad Armstrong vs. UAB, 2003 - 25 carries

152 - Terrance Ganaway vs. Texas, 2011 - 23 carries  
 150 - Allen Rice at Texas A&M, 1982 - 22 carries  
 150 - Lache Seastrunk vs. Buffalo, 2013 - 17 carries  
 149 - Ralph Stockemer vs. TCU, 1983 - 25 carries  
 149 - Jerod Douglas vs. TCU, 1995 - 21 carries

149 - Brandon Whitaker at Oklahoma, 2007 - 15 carries  
 148 - Abram Smith vs. Oklahoma - 20 carries  
 148 - Frank Pollard vs. Houston, 1978 - 31 carries  
 148 - Shock Linwood at Texas, 2014 - 28 carries  
 148 - Richard Reese at Texas Tech, 2022 - 36 carries

147 - Eldwin Raphael vs. Texas, 1988 - 30 carries  
 147 - Terence Williams vs. Texas Tech - 23 carries  
 146 - JaMycal Hasty at Oklahoma State, 2019 - 16 carries  
 145 - Gene Rogers vs. Rice, 1968  
 145 - David Seaborn vs. Air Force, 1977 - 15 carries

145 - Abram Smith vs. Texas, 2021 - 21 carries  
 145 - Alfred Anderson at Arkansas, 1983 - 28 carries  
 144 - Alfred Anderson vs. BYU, 1983 - 25 carries  
 144 - Ron Francis at Texas Tech, 1984 - 23 carries  
 143 - Walter Abercrombie at Texas A&M, 1980 - 24 carries

143 - Jay Finley at Colorado, 2010 - 14 carries  
 142 - Pat McNeil vs. Ole Miss, 1975 - 18 carries  
 142 - Alfred Anderson at Houston, 1983 - 17 carries  
 142 - Eldwin Raphael vs. UNLV, 1988 - 16 carries  
 142 - Elijah Burkins vs. Iowa State, 1996 - 21 carries

141 - Jerod Douglas at Fresno State, 1997 - 23 carries  
 140 - Cleveland Franklin vs. Ole Miss, 1975 - 18 carries  
 139 - Gene Rogers vs. Texas Tech, 1968 - 24 carries  
 138 - Charles Wilson vs. Arkansas, 1967 - 21 carries  
 138 - Eldwin Raphael at Kansas, 1989 - 22 carries

138 - Brandell Jackson vs. Rice, 1993 - 18 carries  
 138 - Lache Seastrunk vs. UCLA, 2012 - 16 carries  
 138 - Seth Russell at Texas, 2016 - 21 carries  
 137 - Cleveland Franklin at Texas Tech, 1975 - 18 carries  
 137 - Walter Abercrombie vs. Texas A&M, 1979 - 27 carries

137 - Robert Griffin III at Colorado, 2010 - 15 carries  
 136 - Lache Seastrunk vs. Texas Tech, 2012 - 19 carries  
 135 - Steve Howell at Rice, 1975 - 29 carries  
 135 - Cleveland Franklin at Michigan, 1975 - 37 carries  
 135 - Jerod Douglas vs. Oklahoma, 1996 - 20 carries

135 - Shock Linwood at Kansas, 2015 - 13 carries  
 134 - Steve Beaird at Missouri, 1974 - 31 carries  
 134 - Steve Beaird vs. Rice, 1974 - 28 carries  
 134 - Cleveland Franklin at South Carolina, 1975 - 21 carries  
 134 - Walter Abercrombie vs. Rice, 1979 - 16 carries

134 - Charles Perry at UNLV, 1987 - 23 carries  
 133 - Steve Beaird, at SMU, 1974 - 26 carries  
 133 - Darrell Bush vs. Kansas, 1998 - 24 carries  
 133 - Paul Mosley at Texas A&M, 2005 - 22 carries  
 132 - Walter Abercrombie vs. TCU, 1981 - 23 carries  
 131 - Walter Abercrombie at Arkansas, 1979 - 24 carries

131 - Jarred Salubi vs. Northwestern State, 2009 - 7 carries  
 130 - David Seaborn vs. SMU, 1977 - 24 carries  
 130 - Dennis Gentry vs. Texas, 1980 - 22 carries  
 130 - Shock Linwood vs. Lamar, 2015 - 18 carries  
 129 - Darrell Bush vs. Texas, 1997 - 17 carries

128 - Pinkie Palmer vs. Texas A&M, 1968 - 30 carries  
 128 - Greg Hawthorne vs. SMU, 1977 - 18 carries  
 128 - Walter Abercrombie vs. Arkansas, 1980 - 20 carries  
 128 - Darrell Bush vs. UNLV, 1999 - 24 carries  
 127 - Larry Hickman vs. TCU, 1957 - 21 carries

127 - Gary Blair vs. TCU, 1977 - 12 carries  
 126 - Alfred Anderson at Texas A&M, 1982 - 25 carries  
 126 - Robert Strait vs. Missouri, 1991 - 17 carries  
 126 - Shock Linwood vs. West Virginia, 2013 - 14 carries  
 126 - Terence Williams at Iowa State, 2016 - 16 carries

126 - Abram Smith vs. Texas Southern, 2021 - 12 carries  
 125 - Abram Smith vs. TCU, 2021 - 18 carries  
 125 - Gary Blair vs. SMU, 1976 - 29 carries  
 125 - Steve Howell vs. Texas A&M, 1977 - 3 carries  
 125 - Rashad Armstrong vs. Sam Houston St., 2003 - 22 carries

125 - John Lovett vs. Texas Tech, 2018 - 28 carries  
 125 - Trestan Ebner vs. Texas Southern, 2021 - 10 carries  
 124 - Matthew Williams at Army, 1970 - 31 carries  
 124 - John Henry vs. Texas Tech, 1991 - 16 carries  
 124 - Rashad Armstrong vs. Texas Tech, 2003 - 15 carries

123 - Del Shofner vs. Texas, 1956 - 6 carries  
 122 - Abram Smith at Kansas, 2021 - 16 carries  
 122 - Jim Jeffrey at TCU, 1950 - 12 carries  
 122 - Walter Abercrombie vs. Texas A&M, 1981 - 28 carries  
 121 - Robert Griffin III at Nebraska, 2008 - 16 carries

121 - Jay Finley vs. Connecticut, 2009 - 8 carries  
 121 - Johnny Jefferson vs. Lamar, 2015 - 12 carries  
 121 - Terence Williams vs. Lamar, 2015 - 14 carries  
 120 - Charles Wilson at Texas Tech, 1967 - 24 carries  
 120 - Pinkie Palmer at Arkansas, 1968 - 31 carries

120 - Mike Brannan at SMU, 1979 - 19 carries  
 120 - Terrance Ganaway vs. TCU, 2011 - 24 carries  
 120 - Trestan Ebner vs. Texas State - 20 carries  
 119 - Steve Beaird at TCU, 1974 - 22 carries  
 119 - Dennis Gentry at Texas Tech, 1980 - 14 carries

119 - Bradford Lewis vs. Georgia Tech, 1992 - 9 carries  
 119 - Jay Finley vs. Washington State, 2008 - 10 carries  
 119 - Devin Chafin at TCU, 2015 - 26 carries  
 118 - Allen Jones vs. Washington State, 1952 - 10 carries  
 118 - Abram Smith vs. Texas State, 2021 - 19 carries

117 - Abram Smith vs. Texas Tech, 2021 - 30 carries  
 117 - Lache Seastrunk vs. UCF, 2014 - 17 carries  
 116 - Jerry Coody at Texas, 1953 - 9 carries  
 116 - Jerry Coody vs. Texas, 1952 - 19 carries  
 116 - Walter Abercrombie vs. SMU, 1980 - 27 carries

116 - Brandell Jackson at Utah State, 1993 - 16 carries  
 116 - Jay Finley vs. Texas A&M, 2008 - 23 carries  
 116 - Jay Finley at Texas, 2010 - 15 carries  
 115 - Pinkie Palmer vs. Rice, 1968  
 115 - Robert Strait vs. Rice, 1991 - 24 carries

115 - John Lovett vs. Abilene Christian, 2018 - 12 carries  
 114 - Mark Jackson at South Carolina, 1975 - 19 carries  
 114 - Walter Abercrombie at Lamar, 1980 - 10 carries  
 114 - Dennis Gentry vs. Texas Tech, 1981 - 20 carries  
 113 - James Jarmon vs. Texas State, 1988 - 7 carries



## INDIVIDUAL GAME BESTS

113 - Brandell Jackson vs. SMU, 1994 - 6 carries  
 113 - Anthony Overstreet at Oklahoma State, 1998 - 22 carries  
 113 - Glasco Martin vs. Kansas State, 2012 - 19 carries  
 113 - Shock Linwood at Oklahoma State, 2015 - 21 carries  
 112 - Jerry Coody vs. SMU, 1951 - 22 carries  
 112 - Jerry Coody vs. SMU, 1951 - 22 carries  
 112 - Ron Francis vs. SMU, 1984 - 26 carries  
 112 - Robert Strait vs. UTEP, 1991 - 7 carries  
 112 - John Henry vs. Fresno State, 1993 - 24 carries  
 112 - Rashad Armstrong at Oklahoma State, 2002 - 33 carries  
 112 - Lache Seastrunk vs. Iowa State, 2013 - 18 carries  
 112 - Devin Chafin vs. Kansas, 2014 - 14 carries  
 112 - Craig Williams vs. TCU, 2022 - 19 carries  
 111 - Lache Seastrunk vs. Wofford, 2013 - 11 carries  
 111 - Terence Williams vs. Rice, 2015 - 19 carries  
 110 - Walter Abercrombie vs. West Texas St., 1980 - 19 carries  
 110 - Walter Abercrombie vs. Houston, 1980 - 22 carries  
 110 - Jerod Douglas at SMU, 1995 - 20 carries  
 110 - Brandon Whitaker at SMU, 2005 - 16 carries  
 110 - Shock Linwood vs. Kansas State, 2016 - 24 carries  
 109 - Dick Parma vs. Texas A&M, 1950 - 19 carries  
 109 - Matthew Williams vs. Rice, 1970 - 16 carries  
 109 - Pat McNeil vs. SMU, 1975 - 15 carries  
 109 - Mickey Elam vs. Texas Tech, 1979 - 15 carries  
 109 - Walter Abercrombie vs. Texas, 1980 - 30 carries  
 109 - Alfred Anderson at Texas Tech, 1982 - 19 carries  
 109 - Darrell Bush at Texas A&M, 1997 - 18 carries  
 109 - Lache Seastrunk at Kansas, 2013 - 13 carries  
 109 - Charlie Brewer vs. Vanderbilt, 2018 - 16 carries.  
 108 - Tom Davies vs. Kentucky, 1964 - 20 carries  
 108 - Richard Defee at Washington State, 1966 - 18 carries  
 108 - Eldwin Raphael at Rice, 1988 - 23 carries  
 108 - Jonathan Golden vs. Samford, 2002 - 19 carries  
 108 - John Lovett vs. Stephen F. Austin, 2019 - 8 carries  
 107 - Steve Beard at Florida State, 1974 - 26 carries  
 107 - Gerry Bohanon vs. Oklahoma, 2021 - 9 carries  
 107 - Robert Griffin III vs. Iowa State, 2011 - 24 carries  
 107 - Johnny Jefferson vs. Northwestern St., 2014 - 20 carries  
 106 - Ronnie Bull at Colorado, 1959 - 7 carries  
 106 - Walter Abercrombie vs. TCU, 1979 - 17 carries  
 106 - Brandell Jackson at Texas, 1993 - 21 carries  
 106 - Shock Linwood at Kansas, 2013 - 9 carries  
 106 - Devin Chafin vs. Oklahoma State, 2014 - 21 carries  
 105 - Matthew Williams vs. Texas Tech, 1970 - 36 carries  
 105 - Alfred Anderson vs. North Texas, 1982 - 17 carries  
 105 - Eldwin Raphael vs. Texas Tech, 1989 - 30 carries  
 105 - Jerod Douglas vs. Oregon State, 1996 - 11 carries  
 105 - Paul Mosley at SMU, 2005 - 24 carries  
 105 - Jay Finley at Texas Tech, 2008 - 15 carries  
 105 - JaMyca Hasty at Rice, 2016 - 14 carries  
 104 - Eldwin Raphael at SMU, 1989 - 14 carries  
 104 - David Mims at Colorado, 1991 - 23 carries  
 104 - Silas Nacita vs. Northwestern State, 2014 - 14 carries  
 104 - John Lovett vs. Oklahoma State, 2018 - 6 carries  
 103 - Lyle Blackwood vs. Stephen F. Austin, 1947 - 7 carries  
 103 - Dennis Gentry vs. San Jose State, 1980 - 12 carries  
 103 - Dennis Gentry vs. TCU, 1981 - 21 carries  
 103 - David Mims at Texas, 1991 - 19 carries  
 103 - Rashad Armstrong vs. Oklahoma, 2002 - 19 carries  
 103 - Robert Griffin III at Kansas, 2011 - 10 carries  
 103 - Lache Seastrunk vs. Kansas, 2012 - 17 carries  
 103 - Shock Linwood vs. Oklahoma, 2015 - 21 carries  
 103 - Terence Williams vs. Boise State, 2016 - 25 carries  
 102 - Charles Wilson at Rice, 1967 - 17 carries  
 102 - Walter Abercrombie vs. Bowling Green, 1981 - 18 carries  
 102 - Ron Francis vs. Houston, 1984 - 23 carries  
 102 - Jerod Douglas vs. Mississippi State, 1995 - 20 carries  
 102 - Robert Griffin III vs. Oklahoma, 2008 - 21 carries  
 102 - Glasco Martin vs. Texas, 2013 - 22 carries  
 102 - JaMyca Hasty vs. Abilene Christian, 2018 - 10 carries  
 102 - Taye McWilliams vs. Texas Southern, 2021 - 6 carries  
 101 - Mike Brannan vs. Rice, 1979 - 14 carries  
 101 - Bradford Lewis at SMU, 1993 - 17 carries  
 101 - Robert Griffin III at Texas, 2008 - 13 carries  
 101 - Jarred Salubi vs. Washington, 2011 - 5 carries  
 101 - Tevin Reese vs. Washington, 2011 - 2 carries  
 100 - L.G. Dupre at Texas Tech, 1952 - 6 carries  
 100 - Larry Hickman vs. Arkansas, 1957 - 26 carries  
 100 - Dennis Gentry vs. Arkansas, 1980 - 19 carries  
 100 - Walter Abercrombie at Arkansas [LR], 1981 - 20 carries  
 100 - Cody Carlson vs. Southern California, 1986 - 17 carries

100 - Brandell Jackson at SMU, 1993 - 20 carries  
 100 - Paul Mosley vs. Iowa State, 2004 - 20 carries  
 100 - Devin Chafin vs. Texas Tech, 2013 - 11 carries  
 100 - Trestan Ebner vs. Kansas State, 2018 - 17 carries

### CAREER 100-YARD GAMES [247]

19 - Walter Abercrombie, 1978-81  
 16 - Shock Linwood, 2013-16  
 12 - Lache Seastrunk, 2012-13  
 10 - Jerod Douglas, 1994-97  
 9 - Abram Smith, (2017-21)  
 8 - Jay Finley, 2007-10  
 7 - Alfred Anderson, 1980-83  
 7 - Robert Griffin III, 2008-11  
 6 - Rashad Armstrong, 2002-03  
 6 - Steve Beard, 1973-74  
 6 - Darrell Bush, 1997-2000  
 6 - Dennis Gentry, 1977, '79-81  
 6 - Eldwin Raphael, 1987-90  
 6 - Terrance Ganaway, 2009-11  
 6 - Terence Williams, 2015-17  
 5 - Cleveland Franklin, 1973-76  
 5 - Brandell Jackson, 1992-94  
 5 - Devin Chafin, 2013-15  
 4 - Johnny Jefferson, 2014-15  
 4 - John Lovett 2017-2020  
 3 - Gary Blair, 1976-77  
 3 - Jerry Coody, 1951-53  
 3 - John Henry, 1990-93  
 3 - Ron Francis, 1982, '84-86  
 3 - David Mims, 1989-92  
 3 - Paul Mosley, 2003-06  
 3 - Pinkie Palmer, 1966-68  
 3 - Robert Strait, 1990-93  
 3 - Matthew Williams, 1970-71  
 3 - Charles Wilson, 1965-67  
 3 - Glasco Martin, 2010-13  
 3 - JaMyca Hasty 2016-2019  
 3 - Trestan Ebner (2017-21)  
 3 - Richard Reese (2022)  
 2 - Mike Brannan, 1979-82  
 2 - Larry Hickman, 1956-58  
 2 - Steve Howell, 1975-78  
 2 - Bradford Lewis, 1991-94  
 2 - Pat McNeil, 1973-75  
 2 - Gene Rogers, 1968-69  
 2 - David Seaborn, 1976-77  
 2 - Brandon Whitaker, 2003-07  
 2 - Jarred Salubi, 2009-12  
 2 - Seth Russell, 2013-16  
 2 - Craig Williams, 2022  
 1 - by 30 players

### CAREER 150-YARD GAMES [54]

8 - Shock Linwood, 2013-16  
 5 - Terrance Ganaway, 2009-11  
 5 - Lache Seastrunk, 2012-13  
 4 - Jerod Douglas, 1994-97  
 4 - Walter Abercrombie, 1978-81  
 2 - Darrell Bush, 1997-00  
 2 - Rashad Armstrong, 2002-03  
 2 - Jay Finley, 2007-10  
 2 - Johnny Jefferson, 2014-15  
 2 - Abram Smith, 2017-21  
 2 - Richard Reese, 2022  
 1 - by 16 players

# INDIVIDUAL GAME BESTS

## LONGEST RUSH

YDS	PLAYER	OPPONENT	DATE
89	Terrance Ganaway	vs. Washington	12/29/2011
83	Jay Jeffrey	Lamar	9/13/1980
* 82	Jay Finley	Kansas State	10/23/2010
80	Virgil Gilliland	TCU	11/3/1928
80	Greg Hawthorne	Texas Tech	9/10/1977
80	Jerod Douglas	Nebraska	10/11/1997
80	Terrance Ganaway	Missouri	11/5/2011
80	Lache Seastrunk	Kansas State	11/17/2012
80	Lache Seastrunk	West Virginia	10/5/2013
80	Johnny Jefferson	vs. North Carolina	12/29/2015
79	Walter Abercrombie	Rice	11/15/1980
79	Shock Linwood	vs. Texas Tech	10/3/2015
* 78	Chedrick Ricks	Samford	9/7/2002
* 78	Tevin Reese	vs. Washington	12/29/2011
77	Lloyd Russell	Hardin-Simmons	9/28/1935
77	Jackie Ball	Wyoming	9/7/1985
77	Michael Moore	Arizona State	9/8/1990
76	Jerry Coody	Texas	11/7/1953
76	Jarred Salubi	Northwestern State	9/26/2009
76	Lache Seastrunk	Oklahoma State	12/1/2012
* 75	Abram Smith	Oklahoma	11/13/2021
75	Lache Seastrunk	Louisiana-Monroe	9/21/2013
75	John Lovett	Oklahoma State	11/3/2018
74	Ronnie Bull	Colorado	9/26/1959
74	Gene Rogers	Rice	11/30/1968
74	John Lovett	at Kansas State	9/30/2017
73	JaMycal Hasty	at Oklahoma State	10/19/2019
72	James Jarmon	Texas State	10/8/1988
72	Jay Finley	UConn	9/19/2009
71	Billy Patterson	Arkansas	10/9/1937
71	Trent Shelton	Texas Tech	11/6/2004
71	Robert Griffin III	Texas A&M	11/13/2010
70	Darrell Bush	Kansas	10/10/1998
69	Jay Finley	at Texas	10/30/2010
69	Jay Finley	Texas A&M	11/13/2010
68	Shock Linwood	at Kansas	10/26/2013
67	Steve Howell	Texas A&M	10/15/1977
67	Jerod Douglas	Iowa State	10/26/1996
66	Gary Blair	TCU	11/26/1977
66	Brandell Jackson	Texas Tech	10/22/1994
65	Darrell Bush	Texas	11/1/1997
64	John Henry	Rice	10/12/1991
* 63	Robert Griffin III	Texas	11/8/2008
61	Frank McKinney	Texas	11/8/1947
61	Brandell Jackson	Fresno State	9/4/1993
61	Qualan Jones	UTSA	9/7/19
60	L.G. Dupre	Texas Tech	10/18/1952
* 60	Nick Florence	Sam Houston State	9/15/2012

\* — did not score

## TOTAL OFFENSE

### TOTAL YARDS

YDS	PLAYER	OPPONENT	DATE	ADDITIONAL STATS
575	Nick Florence	West Virginia	9/29/2012	-6 rush, 581 pass
551	Robert Griffin III	Oklahoma	11/19/2011	72 rush, 479 pass
540	Seth Russell	West Virginia	10/17/2015	160 rush, 380 pass
533	Bryce Petty	TCU	10/11/2014	23 rush, 510 pass
514	Bryce Petty	vs. Michigan State	1/1/2015	-36 rush, 550 pass
493	Charlie Brewer	vs. Vanderbilt	12/27/2018	109 rush, 384 pass
459	Robert Griffin III	Missouri	11/5/2011	53 rush, 406 pass
456	Nick Florence	Iowa State	10/27/2012	30 rush, 426 pass
452	Robert Griffin III	Oklahoma State	10/29/2011	27 rush, 425 pass
452	Bryce Petty	at Kansas	10/26/2013	22 rush, 430 pass
452	Seth Russell	Oklahoma State	9/24/2016	65 rush, 387 pass
447	Nick Florence	vs. Texas Tech	11/24/2012	51 rush, 396 pass
447	Seth Russell	Northwestern State	9/6/2014	9 rush, 438 pass
445	Robert Griffin III	Texas A&M	10/15/2011	15 rush, 430 pass
444	Robert Griffin III	Kansas	10/2/2010	64 rush, 380 pass
435	Seth Russell	at SMU	9/4/2015	59 rush, 376 pass
428	Blake Szymanski	Colorado	10/6/2007	18 rush, 410 pass
427	Bryce Petty	at Buffalo	9/12/2014	11 rush, 416 pass
423	Tom Muecke	TCU	10/27/1984	61 rush, 362 pass
422	Blake Szymanski	Rice	9/8/2007	10 rush, 412 pass
421	Nick Florence	Missouri	11/7/2009	-6 rush, 427 pass
421	Nick Florence	Texas	10/20/2012	69 rush, 352 pass
420	Jarrett Stidham	at Kansas State	11/5/2015	1 rush, 419 pass
418	Bryce Petty	Kansas State	12/6/2014	6 rush, 412 pass
415	Robert Griffin III	Kansas	11/12/2011	103 rush, 412 pass
412	Robert Griffin III	Kansas State	10/23/2010	8 rush, 404 pass
406	Nick Florence	Louisiana-Monroe	9/21/2012	55 rush, 351 pass
407	Charlie Brewer	Texas Tech	10/12/2019	55 rush, 352 pass
405	Buddy Humphrey	Rice	11/29/1958	18 rush, 387 pass
405	Bryce Petty	at Oklahoma State	11/23/2013	46 rush, 359 pass
405	Charlie Brewer	Kansas State	11/28/2020	56 rush, 349 pass
403	Blake Szymanski	Texas State	9/15/2007	-8 rush, 411 pass
402	Robert Griffin III	vs. Texas Tech	10/9/2010	18 rush, 384 pass

# INDIVIDUAL GAME BESTS

## ALL-PURPOSE YARDS

YDS	PLAYER	OPPONENT	DATE	ADDITIONAL STATS
314	Terrance Williams	West Virginia	9/29/2012	314 rec
299	Johnny Jefferson	vs. North Carolina	12/29/2015	299 rush
272	Trestan Ebner	Kansas	9/26/2020	36 rush/52 rec/182 kr
257	Jerod Douglas	Oklahoma	10/18/1997	85 rush/59 rec/113 kr
252	Gerald McNeil	Arkansas	11/7/1981	197 rec/47 kr/8 pr
250	Jay Finley	Kansas State	10/23/2010	250 rush
246	Terrance Ganaway	vs. Texas Tech	11/26/2011	246 rush
244	Levi Norwood	vs. Texas Tech	11/16/2013	156 rec/25 kr/63 pr
239	Kendall Wright	at Kansas State	10/1/2011	19 rush/201 rec/19 pr
237	Shock Linwood	at Iowa State	10/1/2016	237 rush
236	Corey Coleman	vs. UCF	11/1/2014	88 rec/148 kr
232	Jerod Douglas	Texas Tech	9/30/1995	157 rush/76 kr/[-1] rec
231	Jerod Douglas	Texas	11/24/1994	210 rush/21 kr
231	Corey Coleman	at Oklahoma	11/8/2014	7 rush/224 rec
226	KD Cannon	vs. Boise State	12/27/2016	226 rec
225	Jerod Douglas	Rice	11/18/1995	197 rush/28 kr
225	David Gettis	Colorado	10/6/2007	99 rec/126 kr
223	Bruce Davis	SMU	10/8/1983	71 rec/152 kr
223	KD Cannon	Northwestern State	9/6/2014	223 rec
223	Corey Coleman	at Kansas State	11/5/2015	2 rush/216 rec/5 kr
221	Shock Linwood	vs. Texas Tech	10/3/2015	221 rush
220	Willie Andrews	Texas A&M	10/11/2003	196 kr/24 intr
220	Trestan Ebner	Texas Tech	11/27/2021	38 rush/118 rec/64 kr
217	Brandon Whitaker	Oklahoma	11/10/2007	149 rush/68 rec
217	Robert Griffin III	Washington State	9/12/2008	217 rush
213	KD Cannon	at Rice	9/16/2016	213 rec
212	Trestan Ebner	Iowa State	9/25/2021	31 rush/13 rec/121 kr/47 pr
212	Richard Reese	Kansas	11/12/2022	186 rush/26 rec
210	KD Cannon	at Oklahoma State	11/21/2015	210 rec
208	Kendall Wright	Oklahoma	11/19/2011	208 rec
202	Abram Smith	BYU	10/16/2021	188 rush/14 rec

## SCORING

LONGEST FIELD GOAL			
YDS	PLAYER	OPPONENT	DATE
60	Bubba Hicks	Rice	11/29/1975
59	Don Bockhorn	SMU	11/23/1974
58	Jeff Ireland	Rice	10/12/1991
58	Aaron Jones	Oklahoma	11/10/2012
55	Mark Mahler	Rice	11/14/1987
54	Bubba Hicks	Texas Tech	11/15/1975
53	Bubba Hicks	SMU	11/22/1975
53	Ben Perry	Texas	11/20/1982
53	Mark Mahler	Louisiana Tech	9/5/1987
52	Terry Cozby	SMU	11/22/1969
52	Ben Perry	Texas A&M	10/15/1983
52	Kyle Atteberry	Texas A&M	10/9/1999
51	Aaron Jones	Iowa State	10/19/2013
51	John Mayers	at TCU	11/9/2019
50	Marty Jimmerson	Texas A&M	10/17/1981
50	Jeff Ireland	Texas	11/25/1989
50	Jeff Ireland	SMU	9/28/1991
50	Adam Stiles	Texas A&M	10/6/2001
50	Aaron Jones	Kansas	10/2/2010
50	Aaron Jones	at Colorado	10/16/2010
50	Aaron Jones	Kansas State	11/17/2012
50	Connor Martin	Abilene Christian	9/1/2018

## PUNTING

LONGEST PUNT			
YDS	PLAYER	OPPONENT	DATE
90	Ralph Pittman	SMU	11/29/1923
89	Jack Wilson	Rice	11/30/1940
88	Larry Isbell	Arkansas	10/14/1950
86	Buzzy Sawyer	BYU	9/8/1984
81	Pete Rutter	Oklahoma	9/9/1989
79	Larry Isbell	Arkansas	10/14/1950
79	Luke Prestridge	Texas	11/19/1977
78	Daniel Sepulveda	Missouri	11/12/2005
78	Daniel Sepulveda	Kansas State	9/30/2006
77	Ed Marsh	Texas	11/7/1970
77	Luke Prestridge	Texas A&M	10/21/1978
75	Larry Hickman	Texas A&M	10/26/1957
73	Billy Patterson	Rice	11/26/1938
73	Larry Hickman	Miami, Fla.	10/5/1957
73	Kyle Atteberry	Oklahoma State	11/21/1998
72	Ty Atteberry	Texas Tech	9/30/1995
72	Spencer Roth	Louisiana-Monroe	9/21/2013
71	Billy Patterson	Arkansas	10/9/1937
70	Buzzy Sawyer	Texas A&M	10/20/1985
70	Pete Rutter	Texas	11/19/1988
70	Drew Galitz	at Duke	9/16/2017

# INDIVIDUAL GAME BESTS

## DEFENSE

### TOTAL TACKLES

TT	PLAYER, POS	OPPONENT	DATE	UT	AT
33	Mike Singletary, LB	Arkansas	11/11/1978	11	22
30	Brian Blessing, LB	TCU	11/2/1968	19	11
29	Mike Singletary, LB	Ohio State	9/30/1978	13	16
24	Mike Singletary, LB	Georgia	9/16/1978	6	18
23	Mike Singletary, LB	Houston	10/7/1978	6	17
23	Mike Singletary, LB	Texas Tech	9/29/1979	11	12
23	Maurice Lane, FS	Texas Tech	11/9/2003	15	8
22	Mike Singletary, LB	Texas A&M	9/15/1979	12	10
22	Tim Black, LB	South Carolina	10/2/1976	7	15
21	Mike Singletary, LB	Lamar	9/8/1979	14	7
21	Joe Pawelek, LB	UConn	9/19/2009	8	13
21	Sam Holl, S	Kansas	11/12/2011	13	8

### LONGEST INTERCEPTION RETURN

YDS	PLAYER	OPPONENT	DATE
99	Joe Joiner	TCU	10/6/1945
96	Al Walcott	vs. Ole Miss	1/1/2022
95	Howard Fields	TCU	10/27/1979
90	Joe Williams	vs. Texas Tech	11/26/2011
89	Adrian Robinson	TCU	10/1/1994
88	Del Shofner	SMU	11/20/1954
88	Bobby Griffin	Wyoming	11/12/1949
85	Steve Laine	SMU	11/23/1968
83	McKinley Bowie	Boston College	9/4/1999
82	Orion Stewart	at TCU	11/30/2013
80	Virgil Gilliland	St. Edwards	10/27/1928
75	Mitford Johnson	Texas A&M	10/22/1949

### LONGEST FUMBLE RETURN

YDS	PLAYER	OPPONENT	DATE
97	JT Woods	Texas Southern	9/11/2021
96	Charles McClanahan	Missouri	9/21/1974
91	Bryce Hager	Buffalo	9/7/2013
86	Keith Caldwell	TCU	10/10/1992
86	Tevin Elliott	Iowa State	10/8/2011
82	Kenyada Parker	North Carolina State	9/19/1998
66	Mike Hicks	SMU	9/2/2012
64	Domini Cravens	Kansas State	11/1/2003
60	Brandon Stiggers	Texas	10/20/2007
56	Braelon Davis	Oklahoma	11/18/2006
40	Anthony Arline	vs. Washington State	9/16/2006

## KICK RETURNS

### LONGEST PUNT RETURN

YDS	PLAYER	OPPONENT	DATE
95	Milton Evans	Oklahoma City	10/2/1937
92	Lawrence Elkins	TCU	11/3/1962
91	Bill Coleman	Texas Tech	10/17/1942
91	Del Shofner	Nebraska	11/17/1956
86	John Curtis	Rice	12/2/1950
85	Jack Allen	LSU	10/5/1968
85	Shaun Rochon	Samford	9/10/2005
75	Thomas Everett	Wyoming	9/7/1985
73	Don Huggins	TCU	10/31/1970
73	Grayland Arnold	UTSA	9/7/2019
72	Gavin Holmes	UAlbany	9/3/2022
* 69	Don Huggins	Texas A&M	10/24/1970
*	did not score		

### LONGEST KICKOFF RETURN

YDS	PLAYER	OPPONENT	DATE
100	Kalief Muhammad	Oregon State	9/21/1996
100	Robert Quiroga	Texas Tech	11/8/2003
100	Trestan Ebner	Kansas	9/26/2020
99	Bruce Davis	SMU	10/8/1983
98	Ben Bronson	Southern California	9/24/1994
98	Robert Quiroga	Kansas State	11/1/2003
98	Shaun Rochon	Oklahoma	10/22/2005
98	Trestan Ebner	Iowa State	9/25/2021
97	David Gettis	Kansas	10/13/2007
97	Corey Coleman	Iowa State	10/19/2013
94	Bob Masters	Oklahoma City	11/14/1936
94	Godfrey White	Indiana	9/25/1971





# DEFENSIVE TOUCHDOWNS/SAFETIES

## BAYLOR'S DEFENSIVE TOUCHDOWNS

YEAR	PLAYER	OPPONENT	PLAY	TIME
1928	Virgil Gilliland	St. Edwards	80 yd INT	
1945	Joe Joiner	TCU	99 yd INT	
1947	George Sims		INT	
1947	George Sims		INT	
1949	Bobby Griffin	Wyoming	88 yd INT	
1949	Miltford Johnson	Texas A&M	75 yd INT	
1954	Del Shofner	SMU	88 yd INT	
1964	Donnie Laurence		44 yd INT	
12/2/1967	Billy Hayes	at Rice	39 yd INT	3rd
9/21/1968	Mark Lewis	at Indiana	0 yd fumble	10:25, 2nd
11/9/1968	Derek Davis	Texas	18 yd fumble	14:05, 4th
11/23/1968	Steve Lane	SMU	85 yd INT	1:55, 2nd
9/20/1969	Roy McDearmon	Kansas State	0 yd fumble	5:41, 3rd
10/24/1970	Ed Marsh	Texas A&M	48 yd INT	00:03, 2nd
9/21/1974	Charles McClanahan	at Missouri	96 yd fumble	3rd
9/25/1982	Geff Gandy	at Texas Tech	61 yd INT	2:20, 3rd
11/17/1984	Kobe Fornes	at Rice	0 yd fumble	4:57, 4th
11/24/1984	Thomas Everett	Texas	45 yd INT	3:31, 4th
9/6/1986	Thomas Everett	at Wyoming	42 yd INT	13:32, 2nd
9/27/1986	Aaron Grant	at Texas Tech	21 yd INT	12:47, 1st
10/4/1986	Keith Rose	Houston	45 yd fumble	10:58, 4th
10/3/1987	Robert Blackmon	at Houston	10 yd INT	4:12, 1st
10/3/1987	Robert Blackmon	at Houston	10 yd INT	8:12, 3rd
11/12/1988	Gary Joe Kinne	at Rice	69 yd INT	5:41, 4th
9/23/1989	Mike Welch	Kansas	25 yd INT	5:27, 3rd
10/28/1989	Malcolm Frank	TCU	32 yd INT	2:12, 2nd
10/28/1989	James Francis	TCU	50 yd INT	4:26, 3rd
11/25/1989	Robert Blackmon	at Texas	20 yd INT	9:36, 1st
11/25/1989	Robert Blackmon	at Texas	35 yd INT	11:42, 2nd
9/12/1992	Mike McFarland	Colorado	46 yd INT	7:12, 4th
9/19/1992	Keith Caldwell	Utah State	42 yd INT	14:27, 2nd
10/10/1992	Keith Caldwell	at TCU	86 yd fumble	0:57, 3rd
9/3/1994	Glenn Coy	Louisiana Tech	22 yd fumble	1:36, 3rd
9/10/1994	Adrian Robinson	at San Jose St.	24 yd INT	4:35, 1st
10/1/1994	Adrian Robinson	at TCU	89 yd INT	7:39, 3rd
10/1/1994	Glenn Coy	at TCU	15 yd fumble	14:06, 4th
11/18/1995	Adrian Robinson	Rice	26 yd fumble	5:06, 4th
11/18/1995	Dexter Ford	Rice	8 yd fumble	4:11, 4th
9/6/1997	Don Arroyo	at Fresno St.	42 yd fumble	7:13, 3rd
10/11/1997	Kenyada Parker	Nebraska	0 yd fumble	0:00, 4th
9/19/1998	Kenyada Parker	North Carolina St.	82 yd fumble	6:12, 2nd
10/10/1998	Clifton Rubin	Kansas	27 yd fumble	1:08, 1st
10/24/1998	Rodney Smith	at Texas	39 yd INT	8:39, 1st
11/14/1998	Clifton Rubin	Oklahoma	18 yd INT	13:36, 3rd
9/4/1999	Lanny O'Steen	at Boston College	0 yd fumble	
9/4/1999	McKinley Bowie	at Boston College	83 yd INT	00:25, 2nd
11/20/1999	Danny Wiltner	Oklahoma St.	52 yd INT	11:08, 4th
8/31/2000	Kris Micheaux	at North Texas	14 yd fumble	4:47, 2nd
10/28/2000	Eric Giddens	at Texas	72 yd INT	11:14, 4th
11/4/2000	Odell James	Oklahoma	18 yd INT	9:20, 3rd
9/8/2001	Derrick Cash	Arkansas State	73 yd INT	12:59, 3rd
10/13/2001	Stephen Sepulveda	Nebraska	0 yd fumble	6:48, 2nd
11/24/2001	Samir Al-Amin	Southern Illinois	45 yd INT	9:58, 3rd
11/24/2001	Samir Al-Amin	Southern Illinois	35 yd INT	8:51, 4th
10/4/2003	Jamaal Harper	Colorado	7 yd fumble	7:33, 3rd
9/11/2004	Justin Crooks	Texas State	9 yd fumble	12:18, 1st
9/10/2005	Jamaal Harper	Samford	29 yd fumble	10:26, 2nd
10/15/2005	Dominique Ziegler	Nebraska	0 yd fumble	6:19, 3rd
11/19/2005	Colin Allred	Oklahoma St.	25 yd INT	10:32, 2nd
11/18/2006	Braelon Davis	Oklahoma	56 yd fumble	7:48, 4th
9/26/2009	Jason Lamb	Northwestern St.	25 yd INT	11:07, 3rd
9/26/2009	Chance Casey	Northwestern St.	66 yd INT	5:46, 3rd
10/31/2009	Clifton Odum	Nebraska	45 yd INT	3:27, 3rd
10/1/2010	Tim Atchison	Kansas	14 yd INT	6:44, 3rd
9/24/2011	Ahmad Dixon	Rice	55 yd INT	10:30, 3rd
10/8/2011	Tevin Elliott	Iowa State	86 yd fumble	6:18, 3rd
11/26/2011	Joe Williams	vs. Texas Tech	90 yd INT	2:26, 3rd

YEAR	PLAYER	OPPONENT	PLAY	TIME
9/2/2012	Mike Hick	SMU	66 yd fumble	10:22, 3rd
9/15/2012	Darius Jones	Sam Houston St.	73 yd fumble	00:12, 4th
10/20/2012	Jordan Najvar	at Texas	0 yd fumble	12:21, 3rd
11/24/2012	Eddie Lackey	vs. Texas Tech	55 yd INT	14:44, 4th
12/1/2012	Eddie Lackey	Oklahoma State	26 yd INT	7:58, 1st
8/31/2013	Chris McAllister	Wofford	25 yd INT	2:09, 1st
9/7/2013	Bryce Hager	Buffalo	91 yd fumble	5:18, 2nd
9/21/2013	Joe Williams	ULM	41 yd INT	7:50, 1st
9/21/2013	Terrell Burt	ULM	63 yd INT	2:34, 1st
11/30/2013	Orion Stewart	at TCU	82 yd INT	00:31, 2nd
11/30/2013	Eddie Lackey	at TCU	54 yd INT	13:02, 3rd
10/10/2015	Xavien Howard	at Kansas	30 yd fumble	3:45, 2nd
9/10/2016	Orion Stewart	SMU	33 yd INT	4:55, 3rd
10/15/2016	Ryan Reid	Kansas	64 yd INT	8:40, 1st
10/14/2017	Trestan Ebner	at Oklahoma St.	0 yd fumble	8:23, 1st
10/19/2019	Terrel Bernard	at Oklahoma St.	20 yd fumble	8:00, 4th
11/7/2020	Jalen Pitre	at Iowa State	30 yd INT	7:21, 2nd
11/14/2020	Jalen Pitre	at Texas Tech	26 yd INT	00:55, 1st
9/4/2021	JT Woods	at Texas State	20 yd INT	11:57, 1st
9/11/2021	JT Woods	Texas Southern	97 yd fumble	12:34, 4th
1/1/2022	Al Walcott	vs. Ole Miss	96 yd INT	10:16, 2nd
10/29/2022	AJ McCarty	at Texas Tech	18 yd INT	4:04, 4th
11/25/2022	Gabe Hall	at Texas	16 yd fumble	13:30, 4th

## BAYLOR'S SAFETIES

YEAR	PLAYER	OPPONENT	PLAY	TIME
10/5/1968	Team	at LSU	Safety	1:32, 4th
10/1/1971	Team	at Miami (Fla.)	Safety	3:25, 2nd
9/14/1974	Team	at Oklahoma	Safety	2nd
9/11/1976	Team	Houston	Safety	1st
10/9/1976	Team	SMU	Safety	2nd
9/29/1979	Vic Vines	Texas Tech	Safety	2nd
10/18/1980	Paul Mergenhagen	Texas A&M	Safety	1st
11/22/1980	Team	Texas	Safety	4th
11/10/1984	Team	Arkansas	Safety	00:03, 4th
10/1/1988	Team	Houston	Safety	9:10, 3rd
9/23/1989	James Francis	Kansas	Safety	6:07, 1st
10/21/1989	James Francis	Texas A&M	Safety	6:55, 1st
11/2/1991	Curtis Hafford	at Arkansas	Safety	5:12, 4th
9/10/1994	Team	at San Jose St.	Safety	14:49, 4th
10/8/1994	Team	SMU	Safety	5:58, 3rd
9/19/1998	Team	North Carolina St.	Safety	5:55, 1st
8/30/2003	James Todd	UAB	Safety	9:45, 4th
9/16/2006	Team	at Washington St.	Safety	11:13, 1st
11/24/2017	Bravvion Roy	at TCU	Safety	14:10, 1st
9/26/2020	Terrel Bernard	Kansas	Safety	12:50, 4th
9/4/2021	Team	at Texas State	Safety	0:00, 4th
11/25/2022	Team	at Texas	Safety	9:44, 1st

## SPECIAL TEAMS TOUCHDOWNS

### BAYLOR'S BLOCKED KICK TOUCHDOWNS

YEAR	PLAYER	OPPONENT	PLAY	TIME
9/20/1969	Bundy Maxfield	Kansas St.	22 yd block punt	9:45, 2nd
11/7/1970	Ray Penn	Texas	27 yd block punt	8:21, 4th
11/21/1987	James Francis	at Texas	0 yd block punt	6:24, 3rd
9/10/1988	Robert Blackmon	at Kansas	64 yd block punt	2:47, 3rd
9/10/1994	Joe Manor	at San Jose St.	10 yd block punt	1:50, 1st
10/1/1994	Tyrone Smith	at TCU	2 yd block punt	7:37, 1st
9/26/1998	Nikia Codie	at Colorado	0 yd block punt	13:35, 4th
10/9/1999	Danny Wilturner	Texas A&M	63 yd block FG	4:01, 4th
10/18/2003	James Todd	at Kansas	0 yd block punt	5:30, 1st
9/25/2004	Braelon Davis	North Texas	0 yd block punt	4:56, 1st
10/23/2004	Braelon Davis	Iowa State	Block PAT	12:35, 4th
10/4/2014	Terrell Burt	at Texas	Block FG	9:02, 1st
9/15/2018	JaMycal Hasty	Duke	33 yd punt block	6:39, 3rd
11/3/2018	Trestan Ebner	Oklahoma St.	7 yd punt block	2:24, 2nd

### BAYLOR'S KICK/PUNT RETURN TOUCHDOWNS

YEAR	PLAYER	OPPONENT	PLAY	TIME
1939	Bob Masters	Oklahoma City	94 yd kick	
1937	Milton Evans	Oklahoma City	95 yd punt	
1942	Bill Coleman	Texas Tech	91 yd punt	
1950	John Curtis	Rice	86 yd punt	
1956	Del Shofner	Nebraska	91 yd punt	
1962	Lawrence Elkins	TCU	92 yd punt	
10/5/1968	Jack Allen	at LSU	85 yd punt	1:54, 1st
10/31/1970	Don Huggins	at TCU	73 yd punt	7:05, 3rd
9/25/1971	Godfrey White	Indiana	94 yd kick	14:44, 3rd
10/8/1983	Bruce Davis	at SMU	99 yd kick	6:41, 1st
9/7/1985	Thomas Everett	Wyoming	75 yd punt	11:15, 3rd
9/24/1994	Ben Bronson	at USC	98 yd kick	10:17, 3rd
9/21/1996	Khalief Muhammad	Oregon State	100 yd kick	10:44, 4th
10/23/1999	Randy Davis	Texas Tech	91 yd kick	14:44, 3rd
10/20/2001	Randy Davis	at Oklahoma	93 yd kick	10:31, 1st
11/1/2003	Robert Quiroga	at K-State	98 yd kick	11:58, 2nd
11/8/2003	Robert Quiroga	Texas Tech	100 yd kick	6:41, 1st
9/10/2005	Shaun Rochon	Samford	85 yd punt	00:42, 4th
10/22/2005	Shaun Rochon	at Oklahoma	98 yd kick	6:10, 2nd
10/13/2007	David Gettis	at Kansas	97 yd kick	1:49, 3rd
10/11/2008	Mikhail Baker	Iowa State	93 yd kick	14:42, 3rd
10/9/2010	Terrance Ganaway	vs. Texas Tech	38 yd kick	6:37, 1st
10/19/2013	Levi Norwood	Iowa State	52 yd punt	1:08, 3rd
10/19/2013	Corey Coleman	Iowa State	97 yd kick	00:34, 4th
11/16/2013	Levi Norwood	vs. Texas Tech	58 yd punt	1:39, 1st
9/7/2019	Grayland Arnold	UTSA	73 yd punt	7:09, 2nd
9/26/2020	Trestan Ebner	Kansas	100 yd kick	14:44, 3rd
	Trestan Ebner	Kansas	83 yd kick	12:34, 4th
9/25/2021	Trestan Ebner	Iowa State	98 yd kick	6:59, 3rd
9/3/2022	Gavin Holmes	UAlbany	72 yd punt	5:37, 1st



# TEAM SEASON HIGHS

## RUSHING

### ATTEMPTS

1.	714	2015
2.	628	2016
3.	687	1980
4.	626	1976
	626	2013
6.	622	1990
7.	619	2014
8.	613	1979
9.	602	1993
10.	597	2012

### YARDS

1.	4,247	2015
2.	3,376	2013
3.	3,266	1980
4.	3,143	2016
5.	3,096	2021
6.	3,063	2011
7.	3,012	2012
8.	2,802	2014
9.	2,722	1975
10.	2,641	1992

### YARDS PER ATTEMPT

1.	5.95	2015
2.	5.413	2021
3.	5.406	2010
4.	5.39	2013
5.	5.32	2011
6.	5.05	2012
7.	5.00	2016
8.	4.90	2008
9.	4.75	1980
10.	4.63	1992

### YARDS PER GAME

1.	326.7	2015
2.	296.9	1980
3.	259.7	2013
4.	247.5	1975
5.	241.8	2016
6.	240.1	1992
7.	236.7	1991
8.	235.6	2011
9.	235.1	1979
10.	231.7	2012

### TOUCHDOWNS

1.	47	2013
2.	43	2014
3.	41	2015
4.	38	2012
5.	37	2011
6.	35	2019
7.	34	2022
8.	30	1980
	30	1993
10.	29	1991
	29	1994
	29	2008
	29	2021

## PASSING

### YARDS

1.	4,757	2014
2.	4,668	2013
3.	4,569	2011
4.	4,427	2012
5.	3,770	2018
6.	3,764	2015
7.	3,652	2016
8.	3,649	2010
9.	3,571	2019
10.	3,452	2017

### YARDS PER GAME

1.	365.9	2014
2.	359.1	2013
3.	351.5	2011
4.	340.5	2012
5.	290.0	2018
6.	289.5	2015
7.	287.7	2017
8.	280.9	2016
9.	280.7	2010
10.	275.0	2006

### ATTEMPTS

1.	561	2007
2.	519	2014
3.	510	2006
4.	486	2018
5.	480	2016
6.	475	2012
7.	471	2010
8.	462	2017
9.	448	2013
10.	444	2019

### COMPLETIONS

1.	323	2014
2.	313	2010
3.	309	2007
4.	307	2006
	307	2011
6.	296	2018
7.	294	2012
8.	277	2013
	277	2019
10.	269	2016
	269	2017

### COMPLETION PERCENTAGE

1.	72.41	2011
2.	66.45	2010
3.	64.93	2021
4.	63.00	2022
5.	62.38	2019
6.	62.24	2014
7.	61.95	2009
8.	61.93	2020
9.	61.89	2012
10.	61.83	2013

### TOUCHDOWNS

1.	44	2015
2.	40	2011
3.	38	2014
4.	35	2013
5.	34	2012
6.	33	2016
7.	24	2006
	24	2019
	24	2021
9.	23	2007
	23	2010
	23	2017

## TOTAL OFFENSE

### TOTAL PLAYS

1.	1,138	2014
2.	1,108	2016
3.	1,103	2015
4.	1,074	2013
5.	1,072	2012
6.	1,000	2011
7.	988	2018
8.	948	2019
9.	939	2010
10.	937	2021
11.	901	1980

### TOTAL YARDS

1.	8,044	2013
2.	8,011	2015
3.	7,632	2011
4.	7,559	2014
5.	7,439	2012
6.	6,795	2016
7.	6,179	2010
8.	5,968	2018
9.	5,944	2021
10.	5,380	2022

### FIRST DOWNS

1.	391	2014
2.	383	2015
3.	377	2011
4.	372	2013
5.	368	2012
6.	331	2018
7.	329	2016
8.	309	2010
9.	308	2019
10.	296	2022
11.	293	2021

### YARDS PER PLAY

1.	7.63	2011
2.	7.49	2013
3.	7.26	2015
4.	6.94	2012
5.	6.64	2014
6.	6.58	2010
7.	6.34	2021
8.	6.22	2019
9.	6.13	2016
10.	6.04	2018
11.	5.90	2008

### YARDS PER GAME

1.	618.8	2013
2.	616.2	2015
3.	587.1	2011
4.	581.5	2014
5.	572.2	2012
6.	522.7	2016
7.	475.3	2010
8.	459.1	2018
9.	440.7	1980
10.	438.8	1986

## PUNTING

### PUNTS

1.	120	1940
2.	93	2003
3.	88	1970
4.	87	2000
5.	86	2002
6.	83	1971
7.	83	1999
8.	78	1969
	78	1979
10.	74	1984
	74	1998

### YARDS PER PUNT

1.	46.35	1996
2.	45.75	2006
3.	45.14	2005
4.	44.98	2021
5.	44.89	2013
6.	44.45	1984
7.	44.11	2001
8.	44.00	1985
9.	43.95	2012
10.	43.79	1989
11.	43.75	2010

## DEFENSE

### INTERCEPTIONS

1.	29	1945
2.	29	1980
3.	23	1949
	23	1979
5.	22	1989
	22	1991
7.	21	1947
8.	20	1978
	20	1986
10.	19	1967
	19	2013
	19	2021

### SACKS

1.	46	2019
2.	44	2021
3.	40	1992
4.	37	1986
	37	2014
6.	33	1989
	33	1991
8.	32	2013
	32	2016
10.	31	2009
	31	2015

### TACKLES FOR LOSS

1.	102	2019
2.	99	2013
3.	98	2015
	98	2016
	98	2021
6.	94	2014
7.	92	1992
8.	85	2004
9.	83	2017
10.	78	1984
11.	77	1986
	77	1991

# TEAM GAME HIGHS

## SCORING

### POINTS

PTS	OPPONENT (PTS.)	SITE	YEAR
1. 103	Hardin-Simmons (0)	Waco, Texas	1917
2. 88	Stephen F. Austin (0)	Waco, Texas	1929
3. 76	Texas State (0)	Waco, Texas	1916
4. 73	West Virginia (42)	Waco, Texas	2013
5. 71	Iowa State (7)	Waco, Texas	2013
6. 70	Buffalo (13)	Waco, Texas	2013
70	Louisiana-Monroe (7)	Waco, Texas	2013
70	Northwestern State (6)	Waco, Texas	2014
70	Rice (17)	Waco, Texas	2015
10. 69	Wofford (3)	Waco, Texas	2013
69	UAlbany (10)	Waco, Texas	2022
12. 68	Blackland AAF (0)	Waco, Texas	1942
68	Northwestern State (13)	Waco, Texas	2009
14. 67	vs. Washington (56)	San Antonio, Texas	2011
15. 66	vs. Texas Tech (42)	Arlington, Texas	2011
66	Lamar (31)	Waco, Texas	2015
66	at Kansas (7)	Lawrence, Kan.	2015
66	Texas Southern (7)	Waco, Texas	2021
19. 63	Winchester (0)	Waco, Texas	1911
63	at West Virginia (70)	Morgantown, W. Va.	2012
63	vs. Texas Tech (34)	Arlington, Texas	2013
63	at Buffalo (21)	Buffalo, N.Y.	2014
63	vs. Texas Tech (35)	Arlington, Texas	2015
63	UTSA	Waco, Texas	2019

### POINTS

#### BIG 12 & SWC GAMES

PTS	OPPONENT (PTS.)	SITE	YEAR
1. 73	West Virginia (42)	Waco, Texas	2013
2. 71	Iowa State (7)	Waco, Texas	2013
3. 66	vs. Texas Tech (42)	Arlington, Texas	2011
66	at Kansas (7)	Lawrence, Kan.	2015
5. 63	at West Virginia (70)	Morgantown, W. Va.	2012
63	vs. Texas Tech (34)	Arlington, Texas	2013
63	vs. Texas Tech (35)	Arlington, Texas	2015
8. 62	West Virginia (38)	Waco, Texas	2015
9. 61	TCU (58)	Waco, Texas	2014
61	at Kansas (6)	Lawrence, Kan.	2019
10. 60	Arkansas (13)	Waco, Texas	1922
60	Kansas (14)	Waco, Texas	2014
12. 59	at Kansas (14)	Lawrence, Kan.	2013
13. 56	TCU (21)	Waco, Texas	1983
14. 55	Kansas (7)	Waco, Texas	2010
15. 52	SMU (17)	Waco, Texas	1990
52	Houston (13)	Waco, Texas	1994
52	Kansas State (24)	Waco, Texas	2012
52	vs. Texas Tech (45)	Arlington, Texas	2012
19. 50	at Texas (7)	Austin, Texas	1989
50	at Texas (55)	Austin, Texas	2012

### POINTS ALLOWED

PTS	OPPONENT (BU)	SITE	YEAR
1. 89	LSU (0)	Baton Rouge, La.	1908
2. 77	Texas (0)	Austin, Texas	1913
3. 73	Texas A&M (10)	College Station, Texas	2003
4. 70	California (22)	Berkeley, Calif.	2002
70	West Virginia (63)	Morgantown, W.Va.	2012
6. 66	Houston (10)	Houston, Texas	1989
66	Oklahoma State (24)	Stillwater, Okla.	2006
66	Oklahoma (33)	Norman, Okla.	2018
9. 63	LSU (8)	Baton Rouge, La.	1969
63	Texas (35)	Waco, Texas	1994
63	Texas Tech (19)	Waco, Texas	2001
63	Oklahoma State (28)	Stillwater, Okla.	2002
63	Texas (31)	Austin, Texas	2006

### POINTS ALLOWED

#### BIG 12 & SWC GAMES

PTS	OPPONENT (BU)	SITE	YEAR
1. 73	Texas A&M (10)	College Station, Texas	2003
2. 70	West Virginia (63)	Morgantown, W.Va.	2012
3. 66	Houston (10)	Houston, Texas	1989
66	Oklahoma State (24)	Stillwater, Okla.	2006
66	Oklahoma (33)	Norman, Okla.	2018
6. 63	Texas (35)	Waco, Texas	1994
63	Texas Tech (19)	Waco, Texas	2001
63	Oklahoma State (28)	Stillwater, Okla.	2002

PTS	OPPONENT (BU)	SITE	YEAR
63	Texas (31)	Austin, Texas	2006
62	Texas (0)	Waco, Texas	1999
62	Texas Tech (11)	Lubbock, Texas	2002
62	Texas Tech (14)	Waco, Texas	2003
62	Texas (0)	Waco, Texas	2005
62	TCU (22)	Waco, Texas	2016

### MARGIN OF VICTORY

MARGIN	SCORE	OPPONENT	SITE	YEAR
1. +103	103-0	Hardin-Simmons	Waco, Texas	1917
2. +88	88-0	S.F. Austin	Waco, Texas	1929
3. +76	76-0	Texas State	Waco, Texas	1916
4. +68	68-0	Blackland AAF	Waco, Texas	1942
5. +66	69-3	Wofford	Waco, Texas	2013
6. +64	71-7	Iowa State	Waco, Texas	2013
+64	70-6	Northwestern State	Waco, Texas	2014
8. +63	63-0	Winchester	Waco, Texas	1911
+63	70-7	Louisiana-Monroe	Waco, Texas	2013
10. +62	62-0	at SMU	Dallas, Texas	1916
11. +61	61-0	Rusk	Waco, Texas	1919
12. +59	66-7	at Kansas	Lawrence, Kan.	2015
+59	66-7	Texas Southern	Waco, Texas	2021
+59	69-10	UAlbany	Waco, Texas	2022
15. +57	70-13	Buffalo	Waco, Texas	2013
16. +55	55-0	Texas State	Waco, Texas	1909
+55	55-0	at Trinity	Dallas, Texas	1917
+55	55-0	North Texas	Waco, Texas	1922
+55	55-0	at Army	West Point, N.Y.	1979
+55	68-13	Northwestern State	Waco, Texas	2009
+55	61-6	at Kansas	Lawrence, Kan.	2019

### MARGIN OF VICTORY

#### BIG 12 & SWC GAMES

MARGIN	SCORE	OPPONENT	SITE	YEAR
1. +64	71-7	Iowa State	Waco, Texas	2013
2. +59	66-7	at Kansas	Lawrence, Kan.	2015
3. +55	61-6	at Kansas	Lawrence, Kan.	2019
4. +48	55-7	Kansas	Waco, Texas	2010
5. +47	60-13	Arkansas	Waco, Texas	1922
6. +46	49-3	at SMU	Dallas, Texas	1989
+46	60-14	Kansas	Waco, Texas	2014
8. +45	45-0	TCU	Waco, Texas	1985
+45	59-14	at Kansas	Lawrence, Kan.	2013
10. +43	50-7	at Texas	Austin, Texas	1989
11. +42	49-7	SMU	Waco, Texas	1992
+42	49-7	Kansas	Waco, Texas	2016
13. +41	48-7	at SMU	Dallas, Texas	1995
14. +40	47-7	at Houston	Houston, Texas	1995
15. +39	48-9	TCU	Waco, Texas	1977
+39	46-7	at Texas A&M	College Station, Texas	1980
+39	52-13	Houston	Waco, Texas	1994

### MARGIN OF DEFEAT

MARGIN	SCORE	OPPONENT	SITE	YEAR
1. -89	0-89	LSU	Baton Rouge, La.	1908
2. -77	0-77	Texas	Austin, Texas	1913
3. -63	10-73	Texas A&M	College Station, Texas	2003
4. -62	0-62	Texas	Waco, Texas	1999
-62	0-62	Texas	Waco, Texas	2005
6. -60	0-60	Oklahoma State	Stillwater, Okla.	1914
7. -59	0-59	Nebraska	Lincoln, Neb.	2000
8. -58	0-58	Texas	Austin, Texas	1904
9. -57	0-57	Texas	Austin, Texas	1914
10. -56	10-66	Houston	Houston, Texas	1989
-56	0-56	Texas	Waco, Texas	2003

### MARGIN OF DEFEAT

#### BIG 12 & SWC GAMES

MARGIN	SCORE	OPPONENT	SITE	YEAR
1. -63	10-73	Texas A&M	College Station, Texas	2003
2. -62	0-62	Texas	Waco, Texas	1999
-62	0-62	Texas	Waco, Texas	2005
4. -59	0-59	Nebraska	Lincoln, Neb.	2000
5. -56	10-66	Houston	Houston, Texas	1989
-56	0-56	Texas	Waco, Texas	2003
7. -51	11-62	Texas Tech	Lubbock, Texas	2002
8. -49	0-49	Nebraska	Lincoln, Neb.	1996
-49	7-56	Oklahoma	Waco, Texas	2000
10. -48	0-48	Texas A&M	College Station, Texas	1941
-48	14-62	Texas Tech	Waco, Texas	2003
-48	10-58	Kansas	Lawrence, Kan.	2007





# TEAM GAME HIGHS

## 300-YARD RUSHING GAMES

SINCE 1947

	YDS	OPPONENT	SITE	DATE	CARRIES, TD		YDS	OPPONENT	SITE	DATE	CARRIES, TD
1.	645	North Carolina	Orlando, Fla.	12/29/2015	84 carries, 7 TD	69.	306	Texas A&M	College Station, Texas	10/18/1980	71 carries, 2 TD
2.	482	SMU	Dallas, Texas	10/9/1993	91 carries, 4 TD		306	Rice	Waco, Texas	9/24/2011	50 carries, 2 TD
	482	Washington	San Antonio, Texas	12/29/2011	52 carries, 8 TD		306	UCLA	San Diego, Calif.	12/27/2012	67 carries, 5 TD
4.	476	West Virginia	Waco, Texas	10/5/2013	61 carries, 8 TD		306	Kansas	Lawrence, Kan.	10/26/2013	44 carries, 5 TD
5.	469	Iowa State	Ames, Iowa	10/1/2016	62 carries, 5 TD	73.	304	West Virginia	Waco, Texas	10/17/2015	50 carries, 2 TD
6.	432	Rice	Waco, Texas	11/17/1979	71 carries, 5 TD		304	Oklahoma State	Stillwater, Okla.	11/21/2015	73 carries, 3 TD
7.	427	Rice	Waco, Texas	9/26/2015	53 carries, 3 TD	75.	303	Texas A&M	College Station, Texas	10/20/1990	61 carries, 2 TD
8.	426	Washington State	Waco, Texas	9/12/2008	42 carries, 5 TD		303	BYU	Waco, Texas	10/16/2021	47 carries, 4 TD
9.	419	Texas Southern	Waco, Texas	9/11/2021	43 carries, 5 TD	77.	302	TCU	Fort Worth, Texas	10/28/1978	63 carries, 3 TD
10.	412	Lamar	Waco, Texas	9/12/2015	56 carries, 5 TD		302	Texas	Waco, Texas	11/22/1980	71 carries, 2 TD
11.	398	Texas	Austin, Texas	10/29/2016	68 carries, 2 TD	79.	300	TCU	Fort Worth, Texas	11/4/1950	NA
12.	397	Lamar	Beaumont, Texas	9/13/1980	56 carries, 3 TD		300	Rice	Waco, Texas	11/12/1983	61 carries, 4 TD
	397	SMU	Waco, Texas	10/3/1992	71 carries, 7 TD		300	SMU	Dallas, Texas	9/4/2015	37 carries, 2 TD
	397	Iowa State	Waco, Texas	10/26/1996	53 carries, 4 TD						
15.	395	Iowa State	Waco, Texas	10/8/2011	67 carries, 5 TD						
	395	Texas	Waco, Texas	12/5/2015	66 carries, 2 TD						
17.	391	SMU	Waco, Texas	10/13/1990	74 carries, 5 TD						
18.	381	TCU	Waco, Texas	11/26/1977	60 carries, 5 TD						
19.	375	West Texas State	Waco, Texas	9/20/1980	64 carries, 5 TD						
20.	374	SMU	Waco, Texas	10/8/1994	58 carries, 4 TD						
21.	372	SMU	Waco, Texas	10/8/1977	65 carries						
22.	371	TCU	Waco, Texas	11/1/1975	57 carries, 2 TD						
23.	368	Texas Tech	Arlington, Texas	10/3/2015	52 carries, 5 TD						
	368	UTSA	Waco, Texas	9/9/2019	39 carries, 5 TD						
25.	367	Arkansas	Waco, Texas	11/8/1980	73 carries, 5 TD						
26.	360	Texas Tech	Arlington, Texas	11/26/2011	79 carries, 5 TD						
27.	359	SMU	Waco, Texas	11/22/1975	65 carries, 4 TD						
28.	356	Rice	Houston, Texas	11/15/1980	67 carries, 1 TD						
29.	354	Rice	Houston, Texas	11/14/1992	53 carries, 3 TD						
30.	347	Texas Tech	Waco, Texas	9/28/1985	59 carries, 3 TD						
31.	342	Kansas State	Waco, Texas	11/17/2012	49 carries, 5 TD						
32.	341	Texas Tech	Waco, Texas	9/26/1981	59 carries, 3 TD						
	341	TCU	Waco, Texas	10/24/1981	76 carries, 4 TD						
34.	340	Ole Miss	Waco, Texas	9/6/1975	53 carries, 2 TD						
	340	Houston	Waco, Texas	10/29/1994	64 carries, 6 TD						
	340	Texas Tech	Arlington, Texas	11/16/2013	57 carries, 5 TD						
37.	339	Texas State	Waco, Texas	10/8/1988	49 carries, 4 TD						
38.	338	Missouri	Waco, Texas	9/21/1991	57 carries, 5 TD						
39.	336	TCU	Waco, Texas	10/22/1983	62 carries, 5 TD						
40.	335	Air Force	Waco, Texas	10/22/1977	53 carries, 2 TD						
41.	331	Wake Forest	Waco, Texas	11/17/1951	64 carries, 4 TD						
	331	Army	West Point, N.Y.	10/20/1979	63 carries, 4 TD						
43.	330	Washington State	Waco, Texas	10/4/1952	53 carries, 5 TD						
	330	South Carolina	Columbia, S.C.	10/4/1975	57 carries						
45.	329	Rice	Waco, Texas	10/12/1991	56 carries, 2 TD						
	329	Buffalo	Waco, Texas	9/7/2013	55 carries, 6 TD						
47.	326	Kansas	Waco, Texas	11/1/2014	52 carries, 4 TD						
48.	323	Texas Tech	Lubbock, Texas	10/18/1947	52 carries, 3 TD						
	323	Pittsburgh	Pittsburgh, Pa.	9/22/1973	77 carries, 3 TD						
50.	321	Rice	Houston, Texas	11/29/1975	76 carries, 1 TD						
51.	320	Texas A&M	College Station, Texas	10/16/1982	66 carries, 2 TD						
52.	319	SMU	Waco, Texas	10/9/1976	72 carries, 3 TD						
	319	Fresno State	Fresno, Calif.	9/6/1997	55 carries, 4 TD						
	319	Oklahoma State	Waco, Texas	12/1/2012	55 carries, 3 TD						
55.	317	Oklahoma State	Waco, Texas	11/22/2014	58 carries, 5 TD						
56.	316	SMU	Dallas, Texas	10/13/1979	59 carries, 3 TD						
57.	315	Texas A&M	Waco, Texas	9/15/1979	77 carries, 2 TD						
58.	313	Kansas	Waco, Texas	9/23/1989	63 carries, 4 TD						
59.	312	Wyoming	Laramie, Wyo.	9/6/1986	62 carries, 3 TD						
60.	311	Houston	Houston, Texas	10/14/1995	55 carries, 3 TD						
	311	ULM	Waco, Texas	9/21/2013	41 carries, 3 TD						
62.	310	Air Force	Waco, Texas	11/18/1961	48 carries, 2 TD						
63.	309	Colorado	Boulder, Colo.	10/16/2010	35 carries, 2 TD						
64.	308	Vanderbilt	Waco, Texas	10/17/1953	62 carries, 6 TD						
	308	Rice	Waco, Texas	11/12/1977	66 carries, 3 TD						
	308	San Jose State	Waco, Texas	11/1/1980	65 carries, 2 TD						
67.	307	Florida State	Waco, Texas	10/6/1973	54 carries, 3 TD						
	307	at Kansas	Lawrence, Kan.	9/18/2021	45 carries, 4 TD						



## TEAM GAME HIGHS

## PASSING

## 300-YARD GAMES

YDS	OPPONENT	DATE	STATS
603	vs. Michigan State	1/1/2015	37-of-52, 4 TD
581	West Virginia	9/29/2012	29-of-47, 5 TD
510	TCU	10/11/2014	28-of-55, 5 TD
485	Oklahoma	11/19/2011	22-of-35, 4 TD
480	at Buffalo	9/12/2014	25-of-37, 5 TD
470	Louisiana-Monroe	9/21/2013	25-of-36, 5 TD
463	Oklahoma	9/23/2017	33-of-50, 4 TD
455	Northwestern State	9/6/2014	19-of-28, 5 TD
452	Buffalo	9/7/2013	19-of-25, 3 TD
446	Oklahoma State	10/29/2011	34-of-51, 1 TD
437	at Kansas	10/26/2013	21-of-38, 3 TD
434	Kansas	10/2/2010	28-of-38, 4 TD
430	Texas A&M	10/15/2011	28-of-40, 3 TD
427	Missouri	11/7/2009	28-of-38, 2 TD
427	vs. Texas Tech	10/9/2010	33-of-45, 2 TD
426	Iowa State	10/27/2012	31-of-51, 2 TD
423	Rice	9/8/2007	30-of-51, 6 TD
423	Iowa State	10/19/2013	29-of-39, 2 TD
423	at SMU	9/4/2015	17-of-32, 6 TD
421	at West Virginia	10/13/2022	21-of-37, 3 TD
419	at Kansas State	11/5/2015	23-of-33, 3 TD
417	vs. Texas Tech	11/1/2017	43-of-63, 3 TD
416	at Oklahoma	9/29/2018	40-of-63, 2 TD
414	TCU	9/2/2011	23-of-29, 6 TD
412	Kansas State	12/6/2014	34-of-41, 1 TD
411	Texas State	9/15/2007	31-of-51, 5 TD
411	Wofford	8/31/2013	23-of-28, 3 TD
410	Colorado	10/6/2007	36-of-60, 1 TD
406	Missouri	11/5/2011	27-of-41, 3 TD
404	Kansas State	10/23/2010	26-of-38, 4 TD
403	at UTSA	9/8/2018	27-of-41, 3 TD
396	vs. Texas Tech	11/24/2012	22-of-37, 3 TD
396	West Virginia	10/5/2013	20-of-33, 2 TD
396	at Oklahoma	11/8/2014	33-of-43, 1 TD
396	at Oklahoma State	11/21/15	17-of-31, 3 TD
394	Kansas	10/21/2006	33-of-55, 5 TD
393	SMU	9/2/2012	24-of-35, 5 TD
389	West Virginia	10/17/2015	21-of-34, 6 TD
388	TCU	10/27/1984	29-of-56, 3 TD
387	Rice	11/29/1958	22-of-38, 2 TD
387	Oklahoma State	9/24/2016	18-of-28, 4 TD
384	vs. Vanderbilt	12/27/2018	21-of-35, 2 TD
380	Louisiana-Monroe	9/21/2012	28-of-41, 4 TD
379	Kansas	10/5/2002	23-of-34, 3 TD
377	Texas Tech	9/27/1986	17-of-39, 3 TD
377	Texas Tech	11/25/2016	30-of-47, 3 TD
375	vs. Boise State	12/27/2016	29-of-40, 3 TD
373	Lamar	9/12/2015	26-of-38, 4 TD
370	West Virginia	10/21/2017	24-of-40, 2 TD
367	Rice	9/24/2011	31-of-35, 5 TD
367	Kansas	11/3/2012	26-of-42, 3 TD
366	Rice	9/26/2015	19-of-25, 7 TD
363	at Kansas	10/10/2015	27-of-37, 5 TD
359	at Oklahoma State	11/23/2013	28-of-48, 2 TD
359	at Iowa State	11/10/2018	29-of-48, 2 TD
357	at Iowa State	9/27/2014	32-of-50, 1 TD
356	vs. UCF	1/1/2014	30-of-47, 2 TD
354	West Virginia	10/9/2021	20-of-31, 4 TD
352	Texas	10/20/2012	30-of-41, 2 TD
352	Texas Tech	10/12/2019	24-of-38, 0 TD
351	Texas	11/9/1974	20-of-32, 2 TD
350	SMU	11/19/1966	29-of-50, 2 TD
349	Kansas State	11/28/2020	31-of-39, 2 TD
347	Texas Tech	9/30/1989	16-of-26, 2 TD
346	Kansas State	10/1/2011	23-of-32, 1 TD
345	Oklahoma State	10/1/2022	28-of-40, 2 TD
344	Southern Illinois	11/24/2001	23-of-45, 3 TD
343	Kansas	11/1/2014	21-of-36, 3 TD
342	Arkansas	10/13/1973	23-of-36, 0 TD
342	Rice	9/16/2016	23-of-42, 2 TD
338	Kansas State	10/26/2002	24-of-38, 1 TD
336	TCU	11/3/1973	20-of-34, 3 TD
335	vs. Texas Tech	11/16/2013	17-of-31, 3 TD
335	at Kansas	11/4/2017	24-of-30, 3 TD
332	at Kansas State	10/12/2013	12-of-21, 3 TD

YDS	OPPONENT	DATE	STATS
330	Northwestern State	9/9/2006	27-of-46, 5 TD
330	Northwestern State	9/6/2008	20-of-26, 4 TD
327	Washington	9/26/1964	20-of-42, 2 TD
326	Arkansas	11/5/1983	21-of-33, 1 TD
326	TCU	10/13/2012	15-of-23, 2 TD
323	California	8/31/2002	23-of-39, 1 TD
320	Texas	11/19/1983	22-of-54, 2 TD
320	Texas	10/14/2006	26-of-48, 3 TD
320	Buffalo	9/11/2010	22-of-37, 2 TD
320	Texas	12/3/2011	15-of-22, 2 TD
318	Kansas State	10/27/2007	20-of-35, 2 TD
315	Texas Tech	9/24/1983	19-of-30, 1 TD
315	Oklahoma State	11/17/2001	27-of-43, 2 TD
314	TCU	10/10/1992	17-of-26, 4 TD
314	Missouri	11/16/1996	20-of-43, 4 TD
314	at TCU	11/24/2017	21-of-34, 2 TD
314	UAlbany	9/3/2021	22-of-27, 2 TD
313	vs. Illinois	12/29/2010	31-of-43, 1 TD
313	SMU	8/31/2014	27-of-47, 3 TD
312	TCU	10/25/1986	16-of-25, 3 TD
312	Kansas	11/12/2011	22-of-30, 3 TD
312	Sam Houston State	9/15/2012	24-of-41, 3 TD
312	vs. Texas Tech	10/3/2015	16-of-24, 4 TD
312	at Oklahoma State	10/29/2019	13-of-17, 1 TD
311	Arkansas	11/9/1985	20-of-39, 2 TD
311	Missouri	9/21/1991	14-of-17, 1 TD
311	Abilene Christian	9/1/2018	18-of-28, 2 TD
310	Iowa State	10/23/2004	31-of-39, 1 TD
308	Georgia	9/14/1985	23-of-42, 1 TD
308	vs. Texas Tech	11/24/2018	22-of-31, 3 TD
307	Iowa State	9/28/2019	26-of-45, 3 TD
306	Rice	11/16/1985	18-of-27, 3 TD
304	Texas Tech	10/3/1998	20-of-35, 1 TD
303	Louisiana Tech	9/19/1981	14-of-22, 1 TD
303	at Rice	9/21/2019	20-of-28, 1 TD
300	Nebraska	10/16/2004	25-of-40, 2 TD

## TOTAL OFFENSE

## 600-YARD GAMES

YDS	OPPONENT	DATE	STATS
872	West Virginia	10/5/2013	476 rush, 396 pass
793	Rice	9/26/2015	427 rush, 366 pass
785	Lamar	9/12/2015	412 rush, 373 pass
782	TCU	10/11/2014	272 rush, 510 pass
781	Buffalo	9/7/2013	329 rush, 452 pass
781	Louisiana-Monroe	9/21/2013	311 rush, 470 pass
777	vs. Washington	12/29/2011	482 rush, 295 pass
756	vs. North Carolina	12/29/2015	645 rush, 111 pass
743	at Kansas	10/26/2013	306 rush, 437 pass
723	at SMU	9/4/2015	300 rush, 423 pass
720	Northwestern State	9/6/2014	265 rush, 455 pass
714	Iowa State	10/19/2013	291 rush, 423 pass
708	West Virginia	10/9/2021	354 rush, 354 pass
700	West Virginia	9/29/2012	119 rush, 581 pass
700	at Oklahoma State	11/21/2015	304 rush, 396 pass
693	West Virginia	10/17/2015	304 rush, 389 pass
692	Wofford	8/31/2013	281 rush, 411 pass
686	Missouri	11/5/2011	280 rush, 406 pass
683	Kansas State	10/23/2010	279 rush, 404 pass
680	vs. Texas Tech	10/3/2015	368 rush, 312 pass
678	Kansas	10/2/2010	244 rush, 434 pass
675	vs. Texas Tech	11/16/2013	340 rush, 335 pass
674	vs. Texas Tech	11/24/2012	278 rush, 396 pass
673	Rice	9/24/2011	306 rush, 367 pass
669	at Buffalo	9/12/2014	189 rush, 480 pass
669	Kansas	11/1/2014	326 rush, 343 pass
668	vs. Vanderbilt	12/27/2018	284 rush, 384 pass
666	Kansas	11/3/2012	299 rush, 367 pass
656	Lamar	9/13/1980	397 rush, 259 pass
649	Missouri	9/21/1991	338 rush, 311 pass
647	at Iowa State	10/1/2016	469 rush, 178 pass
644	at Kansas	10/10/2015	281 rush, 363 pass
638	at Rice	9/16/2016	296 rush, 342 pass
634	vs. Texas Tech	11/25/2016	247 rush, 377 pass
624	Iowa State	10/26/1996	397 rush, 227 pass
624	at Texas	10/29/2016	398 rush, 226 pass
622	Oklahoma State	10/29/2011	176 rush, 446 pass
617	vs. Texas Tech	11/26/2011	360 rush, 257 pass
616	Oklahoma	11/19/2011	131 rush, 485 pass
615	SMU	10/13/1990	101 rush, 224 pass
615	Oklahoma State	12/1/2012	319 rush, 296 pass
613	SMU	9/2/2012	220 rush, 393 pass
612	Army	10/20/1979	331 rush, 281 pass
607	Iowa State	10/8/2011	395 rush, 212 pass
607	Texas	10/20/2012	255 rush, 352 pass
606	Abilene Christian	9/1/2018	295 rush, 311 pass
601	at Iowa State	9/27/2014	244 rush, 357 pass

# HIGHEST SCORING QUARTERS

## HIGHEST SCORING QUARTERS (BAYLOR) SINCE 1964

	1ST	2ND	3RD	4TH	OPPONENT (SCORE)	DATE	1ST	2ND	3RD	4TH	OPPONENT (SCORE)	DATE	
								21	-	-	at West Virginia (40-43)	10/13/2022	
1.	35	-	-	-	at San Jose State (54-20)	9/10/1994	-	-	21	-	BOWLING GREEN (38-0)	9/12/1981	
	35	-	-	-	LOUISIANA-MONROE (70-7)	9/21/2013	-	-	21	-	KANSAS (46-3)	9/23/1989	
3.	-	-	29	-	vs. Washington (67-56)	12/29/2011	-	-	21	-	IOWA STATE (49-21)	10/26/1996	
4.	28	-	-	-	WOFFORD (69-3)	8/31/2013	-	-	21	-	at Nebraska (27-59)	10/16/2004	
	28	-	-	-	BUFFALO (70-13)	9/7/2013	-	-	21	-	TEXAS A&M (41-21)	11/15/2008	
	28	-	-	-	WEST VIRGINIA (73-42)	10/5/2013	-	-	21	-	KANSAS (55-7)	10/2/2010	
	28	-	-	-	NORTHWESTERN STATE (70-6)	9/6/2014	-	-	21	-	RICE (56-31)	9/24/2011	
	28	-	-	-	at SMU (56-21)	9/4/2015	-	-	21	-	vs. Texas Tech (66-42)	11/26/2011	
	28	-	-	-	vs. Texas Tech (63-35)	10/3/2015	-	-	21	-	SMU (59-24)	9/2/2012	
	-	28	-	-	RICE (48-14)	11/12/1983	-	-	21	-	OKLAHOMA (41-12)	11/7/2013	
	-	28	-	-	NEW MEXICO (38-2)	11/3/1984	-	-	21	-	LOUISIANA-MONROE (70-7)	9/21/2013	
	-	28	-	-	TCU (45-0)	10/26/1985	-	-	21	-	vs. Texas Tech (63-34)	11/16/2013	
	-	28	-	-	SMU (49-7)	10/3/1992	-	-	21	-	RICE (70-17)	9/26/2015	
	-	28	-	-	BUFFALO (70-13)	9/7/2013	-	-	21	-	WEST VIRGINIA (62-38)	10/27/2015	
	-	28	-	-	WEST VIRGINIA (73-42)	10/5/2013	-	-	-	21	TEXAS TECH (42-28)	11/16/1968	
	-	28	-	-	at Kansas (66-7)	10/10/2015	-	-	-	21	at TCU (42-9)	11/4/1972	
	-	28	-	-	at SMU (49-3)	10/14/1989	-	-	-	21	TCU (28-34)	11/3/1973	
	-	28	-	-	WOFFORD (69-3)	8/31/2013	-	-	-	21	at Texas (21-11)	11/23/1991	
19.	-	27	-	-	NORTHWESTERN STATE (68-13)	9/26/2009	-	-	-	21	HOUSTON (52-13)	10/28/1994	
	-	27	-	-	NORTHWESTERN STATE (68-13)	9/26/2009	-	-	-	21	at Oklahoma State (24-59)	10/29/2011	
21.	-	26	-	-	at Texas (50-7)	11/25/1989	-	-	-	21	at Kansas (31-30)	11/12/2011	
22.	24	-	-	-	SMU (45-0)	8/31/2014	-	-	-	21	at West Virginia (63-70)	9/29/2012	
	24	-	-	-	at Kansas (66-7)	10/10/2015	-	-	-	21	at Oklahoma State (45-27)	10/19/2019	
	24	-	-	-	NORTHWESTERN STATE (55-7)	9/2/2016	-	-	-	21	at Texas Tech (45-17)	10/29/2022	
	-	24	-	-	at Rice (31-34)	11/14/1992	<b>HIGHEST SCORING QUARTERS (BOTH TEAMS) SINCE 1964</b>						
	-	24	-	-	OKLAHOMA STATE (44-34)	11/19/2005	<b>PTS</b>	<b>1ST</b>	<b>2ND</b>	<b>3RD</b>	<b>4TH</b>	<b>OPPONENT (SCORE)</b>	<b>DATE</b>
	-	24	-	-	at Louisiana-Monroe (47-42)	9/21/2012	1. 43	-	-	29-14	-	vs. Washington (67-56)	12/29/2011
	-	24	-	-	NORTHWESTERN STATE (55-7)	9/2/2016	2. 42	35-7	-	-	-	at San Jose State (54-20)	9/10/1994
	-	24	-	-	KANSAS STATE (52-24)	11/27/2012	42	7-35	-	-	-	at California (22-70)	8/31/2002
	-	24	-	24	SAM HOUSTON STATE (48-23)	9/15/2012	42	28-14	-	-	-	at SMU (56-21)	9/4/2015
	-	24	-	24	TCU (61-58)	10/11/2014	42	28-14	-	-	-	vs. Texas Tech (63-35)	10/3/2015
32.	23	-	-	-	NORTHWESTERN STATE (51-6)	9/6/2008	42	28-14	-	-	-	vs. Texas Tech (66-42)	11/26/2011
	-	-	-	23	WEST VIRGINIA (36-38)	10/21/2017	42	-	21-21	-	-	at West Virginia (63-70)	9/29/2012
34.	22	-	-	-	at Texas Tech (45-14)	9/27/1986	42	-	21-21	-	-	BUFFALO (70-13)	9/7/2013
	-	22	-	-	at Texas A&M (46-7)	10/18/1980	8. 41	28-13	-	-	-	vs. Texas Tech (63-34)	11/16/2013
	-	22	-	-	LAMAR (66-31)	9/12/2015	41	21-20	-	-	-	MISSOURI (42-39)	11/5/2011
37.	21	-	-	-	at Army (55-0)	10/20/1979	10. 39	-	-	-	14-25	at Nebraska (0-59)	10/21/2000
	21	-	-	-	SMU (52-17)	10/13/1990	11. 38	0-38	-	-	-	at Rice (31-34)	11/14/1992
	21	-	-	-	at TCU (42-18)	10/1/1994	38	-	24-14	-	-	at Texas (50-56)	10/20/2012
	21	-	-	-	TEXAS (35-63)	11/24/1994	38	-	10-28	-	-	vs. Texas Tech (48-46)	11/29/2014
	21	-	-	-	TULSA (37-25)	9/21/2002	38	-	21-17	-	-	TCU (61-58)	10/11/2014
	21	-	-	-	RICE (42-17)	9/8/2007	38	-	-	-	24-14	at Rice (46-40)	11/17/1984
	21	-	-	-	RICE (56-31)	9/24/2011	16. 37	17-20	-	-	-	Kansas State (37-34)	10/6/2018
	21	-	-	-	vs. Washington (67-56)	12/29/2011	37	-	-	-	17-20	LAMAR (66-31)	9/12/2015
	21	-	-	-	at Texas (50-56)	10/20/2012	18. 36	-	22-14	-	-	TEXAS (35-63)	11/24/1994
	21	-	-	-	at Kansas (59-14)	10/26/2013	19. 35	21-14	-	-	-	TEXAS TECH (14-62)	11/8/2003
	21	-	-	-	vs. Texas Tech (63-34)	11/16/2013	35	14-21	-	-	-	at Texas (50-56)	10/20/2012
	21	-	-	-	at Buffalo (63-21)	9/12/2014	35	21-14	-	-	-	LOUISIANA-MONROE (70-7)	9/21/2013
	21	-	-	-	OKLAHOMA STATE (49-28)	11/22/2014	35	35-0	-	-	-	WEST VIRGINIA (73-42)	10/5/2013
	21	-	-	-	RICE (70-17)	9/26/2015	35	28-7	-	-	-	at Texas Tech (24-55)	11/17/1973
	21	-	-	-	IOWA STATE (45-27)	10/24/2015	35	-	14-21	-	-	TEXAS A&M (31-38)	10/15/1977
	21	-	-	-	KANSAS (49-7)	10/15/2016	35	-	7-28	-	-	at Oklahoma State (28-63)	11/23/2002
	21	-	-	-	at Kansas (61-6)	11/30/2019	35	-	0-35	-	-	at Texas A&M (10-73)	10/11/2003
	21	-	-	-	TEXAS SOUTHERN (66-7)	9/11/2021	35	-	7-28	-	-	OKLAHOMA STATE (14-45)	11/17/2007
	21	-	-	-	WEST VIRGINIA (45-20)	10/9/2021	35	-	14-21	-	-	vs. Texas Tech (38-45)	10/9/2010
	21	-	-	-	ULBANY (69-10)	9/3/2022	35	-	14-21	-	-	WEST VIRGINIA (73-42)	10/5/2013
	-	21	-	-	TEXAS (38-14)	11/25/1978	35	-	28-7	-	-	TCU (22-62)	11/5/2016
	-	21	-	-	ARKANSAS (42-15)	11/8/1980	35	-	7-28	-	-	vs. Texas Tech (35-54)	11/25/2016
	-	21	-	-	TCU (56-21)	10/22/1983	35	-	14-21	-	-	at Oklahoma (33-66)	9/29/2018
	-	21	-	-	UTAH STATE (45-10)	9/19/1992	35	-	-	14-21	-	COLORADO (38-57)	9/12/1992
	-	21	-	-	SMU (44-10)	10/8/1994	35	-	-	-	15-20	MISSOURI (22-47)	11/11/2000
	-	21	-	-	COLORADO (42-30)	10/4/2003	35	-	-	-	-	at Oklahoma State (21-49)	11/13/2004
	-	21	-	-	STEPHEN F. AUSTIN (48-0)	9/17/2011	35	-	-	-	14-21	at West Virginia (63-70)	9/29/2012
	-	21	-	-	IOWA STATE (49-26)	10/8/2011	35	-	-	-	-		
	-	21	-	-	vs. Texas Tech (66-42)	11/26/2011							
	-	21	-	-	at West Virginia (63-70)	9/29/2012							
	-	21	-	-	vs. UCLA (49-26)	12/27/2012							
	-	21	-	-	NORTHWESTERN STATE (70-6)	9/6/2014							
	-	21	-	-	at Iowa State (49-28)	9/27/2014							
	-	21	-	-	at Oklahoma (48-14)	11/8/2014							
	-	21	-	-	vs. Texas Tech (48-46)	11/29/2014							
	-	21	-	-	RICE (70-17)	9/26/2015							
	-	21	-	-	vs. Texas Tech (63-35)	10/3/2015							
	-	21	-	-	at Rice (38-10)	9/16/2016							
	-	21	-	-	KANSAS (49-7)	10/15/2016							
	-	21	-	-	at Kansas (38-9)	11/4/2017							
	-	21	-	-	ABILENE CHRISTIAN (55-27)	9/1/2018							
	-	21	-	-	STEPHEN F. AUSTIN (56-17)	8/31/2019							
	-	21	-	-	UTSA (63-14)	9/7/2019							
	-	21	-	-	TEXAS STATE (66-7)	9/11/2021							

# HIGHEST SCORING QUARTERS

## HIGHEST SCORING QUARTERS (OPPONENTS) SINCE 1964

	1ST	2ND	3RD	4TH	OPPONENT (SCORE)	DATE	1ST	2ND	3RD	4TH	OPPONENT (SCORE)	DATE
									21		at Oklahoma State (6-34)	10/18/2008
1.	38	-	-	-	at Nebraska (0-59)	10/21/2000	-	-	21	-	at West Virginia (63-70)	9/29/2012
2.	35	-	-	-	at California (22-70)	8/31/2002	-	-	21	-	at Oklahoma State (17-49)	11/23/2013
		35	-	-	at Oklahoma State (28-63)	11/23/2002	-	-	21	-	WEST VIRGINIA (36-38)	10/21/2017
4.	-	33	-	-	at Houston (10-66)	10/7/1989	-	-	21	-	KANSAS STATE (21-42)	11/19/2016
5.	-	31	-	-	at West Virginia (14-58)	10/25/2018	-	-	21	-	at Oklahoma (33-66)	9/29/2018
6.	28	-	-	-	OKLAHOMA (7-56)	11/4/2000	-	-	21	-	at Iowa State (31-38)	11/7/2020
	28	-	-	-	OKLAHOMA (17-49)	10/4/2008	-	-	-	21	at Oklahoma (11-28)	9/14/1974
	-	28	-	-	TEXAS A&M (31-38)	10/15/1977	-	-	-	21	at Texas A&M (14-28)	10/15/1988
	-	28	-	-	NEBRASKA (21-49)	10/11/1997	-	-	-	21	COLORADO (38-57)	9/12/1992
	-	28	-	-	TEXAS (0-62)	9/25/1999	-	-	-	21	KANSAS STATE (6-49)	11/7/1998
	-	28	-	-	TEXAS TECH (19-63)	10/27/2001	-	-	-	21	at Kansas (10-45)	11/6/1999
	-	28	-	-	at Texas A&M (10-73)	10/11/2004	-	-	-	21	at California (22-70)	8/31/2002
	-	28	-	-	at Texas (31-63)	10/14/2006	-	-	-	21	at Nebraska (27-59)	10/16/2004
	-	28	-	-	at Oklahoma State (24-66)	11/11/2006	-	-	-	21	at Oklahoma State (21-49)	11/13/2004
	-	28	-	-	vs. Washington (67-56)	12/29/2011	-	-	-	21	TCU (21-49)	10/13/2012
	-	28	-	-	at Texas (50-56)	10/20/2012	-	-	-	21	WEST VIRGINIA (73-42)	10/5/2013
	-	28	-	-	TCU (22-62)	11/5/2016	-	-	-	21	vs. Michigan State (41-42)	1/1/2015
	-	-	-	28	at Alabama (0-45)	9/22/1979						
19.	-	-	-	27	NEBRASKA (7-48)	10/13/01						
20.	-	26	-	-	COLORADO (38-57)	9/12/1992						
	-	26	-	-	TEXAS (14-47)	11/14/2009						
22.	-	25	-	-	at Texas (14-48)	10/28/2000						
	-	-	-	25	TCU (50-48)	9/2/2011						
	-	-	-	25	MISSOURI (42-39)	11/5/2011						
25.	24	-	-	-	at Nebraska (27-59)	10/16/2004						
	-	24	-	-	TEXAS A&M (12-34)	10/19/1991						
	-	24	-	-	OKLAHOMA STATE (14-34)	11/20/1999						
	-	24	-	-	at Oklahoma (3-41)	11/15/2003						
	-	24	-	-	at Oklahoma (30-37)	10/22/2005						
	-	-	-	24	at Texas Tech (7-41)	11/15/1969						
	-	-	-	24	Penn State (20-41)	1/1/1975						
32.	-	-	23	-	at Houston (10-66)	10/7/1989						
	-	-	23	-	N.C. STATE (33-30)	9/19/1998						
	-	-	23	-	OKLAHOMA (10-36)	11/18/2006						
35.	-	-	22	-	TEXAS (26-47)	11/9/1968						
	-	-	-	22	SMU (21-28)	10/14/1978						
	-	-	-	22	at Texas (20-30)	10/24/1998						
	-	-	-	22	TEXAS TECH (0-28)	10/29/2004						
39.	21	-	-	-	at Texas (14-35)	11/6/1965						
	21	-	-	-	at Texas (14-56)	11/8/1969						
	21	-	-	-	at Colorado (28-52)	9/29/1973						
	21	-	-	-	OKLAHOMA (14-42)	9/15/1973						
	21	-	-	-	at Colorado (21-45)	9/11/1993						
	21	-	-	-	TEXAS TECH (19-63)	10/27/2001						
	21	-	-	-	TEXAS TECH (14-62)	11/8/2003						
	21	-	-	-	at UAB (14-56)	9/4/2009						
	21	-	-	-	at TCU (10-45)	9/18/2010						
	21	-	-	-	at Oklahoma State (24-59)	10/29/2011						
	21	-	-	-	OKLAHOMA (41-49)	9/23/2017						
	-	21	-	-	at Texas (14-56)	11/8/1969						
	-	21	-	-	TEXAS (14-21)	11/7/1970						
	-	21	-	-	RICE (23-28)	11/28/1970						
	-	21	-	-	at Texas Tech (24-55)	11/17/1973						
	-	21	-	-	at Nebraska (0-49)	10/12/1996						
	-	21	-	-	TEXAS TECH (14-35)	11/4/1997						
	-	21	-	-	IOWA STATE (17-31)	9/30/2000						
	-	21	-	-	at Texas Tech (11-62)	11/2/2002						
	-	21	-	-	at Texas A&M (10-73)	10/11/2003						
	-	21	-	-	TEXAS (0-56)	10/25/2003						
	-	21	-	-	TEXAS (0-62)	11/5/2005						
	-	21	-	-	KANSAS (36-35)	10/21/2006						
	-	21	-	-	at Texas Tech (21-55)	11/4/2006						
	-	21	-	-	at Kansas (10-58)	10/13/2007						
	-	21	-	-	OKLAHOMA STATE (14-45)	11/17/2007						
	-	21	-	-	vs. Texas Tech (38-45)	10/9/2010						
	-	21	-	-	at Texas A&M (28-55)	10/15/2011						
	-	21	-	-	vs. Texas Tech (66-42)	11/26/2011						
	-	21	-	-	at West Virginia (63-70)	9/29/2012						
	-	21	-	-	vs. Texas Tech (35-54)	11/25/2016						
	-	21	-	-	at Oklahoma State (16-59)	10/14/2017						
	-	-	21	-	SMU (31-34)	11/22/1975						
	-	-	21	-	TEXAS (35-63)	11/24/1994						
	-	-	21	-	OKLAHOMA (16-28)	11/14/1998						
	-	-	21	-	at Texas A&M (13-45)	10/9/1999						
	-	-	21	-	at Texas Tech (11-62)	11/2/2002						
	-	-	21	-	OKLAHOMA (9-49)	11/16/2002						
	-	-	21	-	TEXAS (0-62)	11/5/2005						
	-	-	21	-	at North Texas (14-52)	9/6/2003						
	-	-	21	-	at Kansas State (13-51)	10/27/2007						
	-	-	21	-	at Texas Tech (7-38)	11/3/2007						



# OPPONENT GAME RECORDS

## INDIVIDUAL

### RUSHING

#### ATTEMPTS

41 — David Thompson, Oklahoma State, 1996 [321 yards]

#### YARDS

321 — David Thompson, Oklahoma State, 1996 [41 att.]

#### TOUCHDOWNS

5 — Jessie Clark, Arkansas, 1981;  
Joe Bergeron, Texas, 2012 [19 att.];  
Kyle Hicks, TCU, 2016

### PASSING

#### ATTEMPTS

68 — David Klingler, Houston, 1990 [35 comp.]

#### COMPLETIONS

45 — Geno Smith, West Virginia, 2012 [51 att.]

#### YARDS

656 — Geno Smith, West Virginia, 2012 [45-of-51]

#### TOUCHDOWNS

8 — Geno Smith, West Virginia, 2012 [51 att.]

### RECEIVING

#### RECEPTIONS

16 — Eric Ward, Texas Tech, 2011 [206 yards]

#### YARDS

303 — Stedman Bailey, West Virginia, 2012 [13 rec.]

#### TOUCHDOWNS

5 — Manny Hazard, Houston, 1989 [13 rec.];  
Stedman Bailey, West Virginia, 2012 [13 rec.]

### TOTAL OFFENSE

#### ATTEMPTS

73 — David Klingler, Houston, 1990 [404 yards]

#### YARDS

687 — Geno Smith, West Virginia, 2012 [56 att.]

### ALL-PURPOSE

#### ATTEMPTS

44 — David Thompson, Oklahoma State, 1996 [346 yards]

#### YARDS

347 — Byron Hanspard, Texas Tech, 1996 [38 att.]

### SCORING

#### POINTS

30 — four times, Jessie Clark, Arkansas, 1981;  
Manny Hazard, Houston, 1989; Joe Bergeron, Texas, 2012;  
Stedman Bailey, WVU, 2012; Kyle Hicks, TCU, 2016

#### TOUCHDOWNS

5 — four times, Jessie Clark, Arkansas, 1981;  
Manny Hazard, Houston, 1989; Joe Bergeron, Texas, 2012;  
Stedman Bailey, WVU, 2012; Kyle Hicks, TCU, 2016

### LONG PLAYS

#### PASS

91 — Reggie McNeal to Jamaar Taylor, Texas A&M, 2003 (TD)

#### RUSH

99 — Abdul Adams, Oklahoma, 2017 (TD)

#### INTERCEPTION RETURN

100 — Matt Nixon, Cal, 2002 (TD)

#### KICKOFF RETURN

100 — three times, Jerry LeVias, SMU, 1966 (TD);  
James Collier, SMU, 1979 (TD);  
William Powell, Kansas State, 2001 (TD)

#### PUNT RETURN

92 — Cy Leland, TCU, 1929 (TD);  
Jordy Nelson, Kansas State, 2007 (TD)

#### PUNT

83 — Curtis Ansel, Kansas, 2002

#### FIELD GOAL

65 — Tony Franklin, Texas A&M, 1976

## TEAM

### RUSHING

#### ATTEMPTS

82 — Texas, 1968 [557 yards]; Alabama, 1979 [431 yards]

#### YARDS

641 — Nebraska, 2001 [73 att.]

#### TOUCHDOWNS

8 — LSU, 1969 [71 att.]

### PASSING

#### ATTEMPTS

68 — Houston, 1990 [35 comp.]

#### COMPLETIONS

48 — Texas Tech, 2002 [61 att.]

#### YARDS

656 — West Virginia, 2012 [45-of-51]

#### TOUCHDOWNS

8 — Texas Tech, 2003 [64 att.]; West Virginia, 2012 [51 att.]

### TOTAL OFFENSE

#### TOTAL PLAYS

103 — Liberty, 2017 [585 yards]

#### YARDS

807 — West Virginia, 2012 [88 att.]

#### FIRST DOWNS

38 — Texas, 1968 [95 att.]

### SCORING

#### POINTS

89 — LSU, 1908

#### POINTS, MODERN ERA

73 — Texas A&M, 2003

### MISCELLANEOUS

#### PENALTIES

20 — Northwestern State, 2006 [139 yards]

#### PENALTY YARDS

155 — Houston, 1989 [15 penalties]

#### FUMBLES

11 — Arkansas, 1956 [7 lost]

#### FUMBLES LOST

7 — Arkansas, 1956 [11 fumbles]

#### INTERCEPTIONS THROWN

9 — TCU, 1949 [27 att.]

# NCAA/CONFERENCE LEADERS

## CONFERENCE INDIVIDUAL LEADERS

### RECEPTIONS

1938	Sam Boyd	32
1940	Milton Crain	26
1950	Harold Riley	35
1951	Stanley Williams	37
1960	Ronnie Goodwin	25
1963	Lawrence Elkins	70
1964	Lawrence Elkins	50
1973	Charles Dancer	53
1982	Gerald McNeil	52
1983	Gerald McNeil	62
2016	KD Cannon	87

### RECEIVING YARDS

2011	Kendall Wright	1,663
2012	Terrance Williams	1,832
2015	Corey Coleman	1,363

### RUSHING YARDS

1958	Larry Hickman	670
1974	Steve Beaird	1,104
1980	Walter Abercrombie	1,187
2011	Terrance Ganaway	1,547
2013	Lache Seastrunk	1,177
2021	Abram Smith	1,601

### PASSING COMPLETIONS

1949	Adrian Burk	110
1958	Buddy Humphrey	112
1960	Ronnie Stanley	75
1962	Don Trull	125
1963	Don Trull	174
1964	Terry Southall	118
1966	Terry Southall	173
1973	Neal Jeffrey	132
1987	Brad Goebel	158
2013	Bryce Petty	250

### PASS EFFICIENCY

2011	Robert Griffin III	189.5
2013	Bryce Petty	174.3
2014	Seth Russell	164.6

### TOTAL OFFENSE

1951	Larry Isbell	1,556
1954	Billy Hooper	934
1958	Buddy Humphrey	1,391
1960	Ronnie Stanley	1,116
1962	Don Trull	1,763
1963	Don Trull	2,276
1964	Terry Southall	1,639
1966	Terry Southall	1,993
1973	Neal Jeffrey	1,908
1986	Cody Carlson	2,640
1987	Brad Goebel	2,003
2011	Robert Griffin III	4,992
2012	Nick Florence	4,877
2013	Bryce Petty	4,409

### SCORING

1916	Theron Fouts	60
1921	Wesley Bradshaw	56
1922	Wesley Bradshaw	119
1929	Jake Wilson	85
1936	Lloyd Russell	48
1956	Del Shofner	60
1960	Ronnie Bull	54
1963	Don Trull	60
1964	Lawrence Elkins	50
1974	Steve Beaird	96
2013	Aaron Jones	124
2015	Corey Coleman	120

### TACKLES PER GAME

2008	Joe Pawelek	10.7
2012	Bryce Hager	9.5

### INTERCEPTIONS

1954	Del Shofner	5
1965	Eddie Whiddon	5
1980	Vann McElroy	8
1985	Ron Francis	6
1986	Ron Francis	8
2005	C.J. Wilson	5
2021	JT Woods	6

### SACKS

2019	James Lynch	13.5
------	-------------	------

### PUNT RETURN YARDS \*

1949	Mitford Johnson	334
1956	Del Shofner	138
1975	Gary Green	8.2
1982	Gerald McNeil	12.8
2016	Tony Nicholson	10.2

### KICKOFF RETURN YARDS \*

1942	M.L. Kittrell	153
1953	L.G. Dupre	350
1958	Larry Hickman	256
1959	Ronnie Bull	161
1969	Gordon Utgard	669
1981	Bruce Davis	22.5
1994	Ben Bronson	26.1
2004	Willie Andrews	24.7
2005	Shaun Rochon	27.4
2013	Corey Coleman	28.4

### PUNTING AVERAGE

1950	Larry Isbell	41.2
1969	Ed Marsh	43.6
1970	Ed Marsh	40.4
1984	Buzzy Sawyer	44.9
1989	Pete Rutter	43.8
1996	Ty Atteberry	46.4
2006	Daniel Sepulveda	46.5
2013	Spencer Roth	45.8

### BLOCKED KICKS

2018	BJ Thompson	3
2019	James Lynch	2

\* - ranked by yards through 1969, by average since 1970

## NCAA INDIVIDUAL LEADERS

### RECEPTIONS

1938	Sam Boyd	32
1963	Lawrence Elkins	#70

### RECEIVING YARDS

2012	Terrance Williams	1,832
------	-------------------	-------

### PASSING YARDS

1949	Adrian Burk	1,428
1958	Buddy Humphrey	1,316
1962	Don Trull	1,627
1963	Don Trull	2,157
2012	Nick Florence	4,309

### POINTS RESPONSIBILITY

2011	Robert Griffin III	22.15
------	--------------------	-------

### INTERCEPTIONS PER GAME

1980	Vann McElroy	0.73 [8 in 11 games]
------	--------------	----------------------

### KICKOFF RETURN TOUCHDOWNS

2020	Trestan Ebner	2
------	---------------	---

### PUNTING AVERAGE

1969	Ed Marsh	43.6
2006	Daniel Sepulveda	46.5

### PUNT RETURN AVERAGE

1948	George Sims	*25.0
------	-------------	-------

# - then-NCAA record

\* - NCAA record (min. 1.5 returns per game)

## CONFERENCE TEAM LEADERS

### RUSHING YARDS

1954	223.1	1980	105.5
1980	296.9	1984	113.0
1992	240.1	1986	89.0
2012	231.7	1990	125.3
2013	259.7		
2015	326.7		
2016	241.8		
2021	219.3		

### PASSING DEFENSE

1950	94.3
1959	70.9
1965	135.2
1966	103.0
1972	90.5
1975	81.5
1988	117.8
1989	148.2

### PASSING YARDS

1953	139.4
1954	106.6
1958	168.7
1960	161.8
1961	131.4
1962	171.4
1963	215.9
1964	202.3
1966	212.6
1973	180.4
1983	224.4
2014	365.9

### TOTAL OFFENSE

1954	329.7	1915	2.8
1958	335.6	1916	2.7
1960	293.6	1950	12.8
1963	335.0	1951	11.4
1980	440.7	1956	6.6
1983	410.5	1980	11.7
2011	587.1	2019	19.8
2012	572.2		
2013	618.8		
2014	581.5		
2015	616.2		

### PASS EFFICIENCY

2011	191.22	2017	2.95
2013	172.46		
2014	160.31		
2015	170.79		

### SCORING OFFENSE

1922	26.8	1919	46.0
1929	26.5		
1951	23.1		
1954	23.7		
1980	28.5		
1983	29.5		
1994	32.6		
2013	*52.4		
2014	48.2		
2015	48.1		

\* - NCAA record

### TOTAL DEFENSE

1951	226.6
1954	261.0
1980	266.5
1988	257.7
1989	279.4
1990	298.6

### SCORING DEFENSE

1915	2.8
1916	2.7
1950	12.8
1951	11.4
1956	6.6
1980	11.7
2019	19.8

### NET PUNTING

2006	39.0
2014	41.4

### PUNT RETURN DEFENSE

2017	2.95
------	------

### BLOCKED KICKS

2018	7 #
2019	5

### SACKS

2019	46.0
------	------

### INTERCEPTIONS

2019	17
2021	19

# - led NCAA

# BOWL GAME RECORDS

## BAYLOR TEAM SUPERLATIVES

<b>Points Scored</b>	67	vs. Washington (12/29/2011)
Low	0	vs. Indiana (12/31/1991)
<b>First Downs</b>	38	vs. North Carolina (12/29/2015)
Low	8	vs. Washington State (12/31/1994)
<b>Rushing Plays</b>	84	vs. North Carolina (12/29/2015)
Low	22	vs. Michigan State (1/1/2015)
<b>Net Rushing Yards</b>	645	vs. North Carolina (12/29/2015)
Low	-20	vs. Michigan State (1/1/2015)
<b>Passes Attempted</b>	52	vs. Michigan State (1/1/2015)
Low	11	vs. Tennessee (1/1/1957)
<b>Passes Completed</b>	37	vs. Michigan State (1/1/2015)
Low	3	vs. Tennessee (1/1/1957)
<b>Had Intercepted</b>	3	twice
Low	0	seven times
<b>Net Passing Yards</b>	603	vs. Michigan State (1/1/2015)
Low	24	vs. Tennessee (1/1/1957)
<b>Total Offensive Plays</b>	102	vs. North Carolina (12/29/2015)
Low	47	vs. Alabama (1/1/1981)
<b>Total Offensive Yards</b>	777	vs. Washington (12/29/2011)
Low	158	vs. Alabama (1/1/1981)
<b>Fumbles</b>	5	three times
Low	0	four times
<b>Fumbles Lost</b>	4	vs. Auburn (12/31/1954)
Low	0	12 times
<b>Penalties</b>	17	vs. UCF (1/1/2014)
Low	1	vs. Florida (12/31/1960); vs. UCLA (12/27/2012)
<b>Penalty Yards</b>	135	vs. UCF (1/1/2014)
Low	5	vs. Florida (12/31/1960); vs. UCLA (12/27/2012)

## BAYLOR INDIVIDUAL SUPERLATIVES

<b>Rushing Attempts</b>	27	Devin Chafin vs. North Carolina, 12/29/2015
<b>Net Rushing Yards</b>	299	Johnny Jefferson vs. North Carolina, 12/29/2015
<b>Rushing TDs</b>	5	Terrance Ganaway vs. Washington, 12/29/2011
<b>Pass Attempts</b>	51	Bryce Petty vs. Michigan State, 1/1/2015
<b>Pass Completions</b>	36	Bryce Petty vs. Michigan State, 1/1/2015
<b>Had Intercepted</b>	3	Larry Isbell vs. Georgia Tech, 1/1/1952
<b>Passing Yards</b>	550	Bryce Petty vs. Michigan State, 1/1/2015
<b>Passing TDs</b>	3	Bryce Petty vs. Michigan State, 1/1/2015
	3	Zach Smith vs. Boise State, 12/27/2016
<b>Receptions</b>	14	KD Cannon vs. Boise State, 12/27/2016
<b>Receiving Yards</b>	226	KD Cannon vs. Boise State, 12/27/2016
<b>TD Receptions</b>	2	James Ingram vs. LSU, 12/31/1963
	2	Ricky Thompson vs. Penn State, 1/1/1975
	2	Gerald McNeil vs. Oklahoma State, 12/31/1983
	2	Melvin Bonner vs. Arizona, 12/31/1992
	2	KD Cannon vs. Michigan State, 1/1/2015
	2	KD Cannon vs. Boise State, 2/27/2016

## OPPONENT TEAM SUPERLATIVES

<b>Points Scored</b>	56	by Washington (12/29/2011)
Low	7	five times
<b>First Downs</b>	29	by UCF (1/1/2014); by Michigan State (1/1/2015)
Low	4	LSU (12/31/1963)
<b>Rushing Plays</b>	67	by Alabama (1/1/1981)
Low	24	by Vanderbilt (12/27/2018)
<b>Net Rushing Yards</b>	423	by Auburn (12/31/1954)
Low	7	by Washington State (12/31/1994)
<b>Passes Attempted</b>	52	by UCLA (12/27/2012)
Low	5	by LSU (12/31/1963)
<b>Passes Completed</b>	27	by Washington State (12/31/1994)
Low	1	twice
<b>Had Intercepted</b>	4	by Tennessee (1/1/1957)
Low	0	nine times
<b>Net Passing Yards</b>	438	by Washington (12/29/2011)
Low	13	by LSU (12/31/1963)
<b>Total Offensive Plays</b>	94	by Alabama (1/1/1981)
Low	37	by LSU (12/31/1963)
<b>Total Offensive Yards</b>	620	by Washington (12/29/2011)
Low	108	by LSU (12/31/1963)
<b>Fumbles</b>	6	twice
Low	0	by Ole Miss (1/1/2022)
<b>Fumbles Lost</b>	5	by Utah State (12/9/1961)
Low	0	seven times
<b>Penalties</b>	15	by Washington State (12/31/1994)
Low	1	by Washington (12/29/2011)
<b>Penalty Yards</b>	110	by Washington State (12/31/1994)
Low	10	by LSU (12/31/1963)

## OPPONENT INDIVIDUAL SUPERLATIVES

<b>Rushing Attempts</b>	30	Chris Polk (Washington), 12/29/2011
<b>Net Rushing Yards</b>	243	Ke'Shawn Vaughn (Vanderbilt), 12/27/2018
<b>Rushing TDs</b>	3	Mikel Leshoure (Illinois), 12/29/2010
	3	Keith Price (Washington), 12/29/2011
	3	Storm Johnson (UCF), 1/1/2014
	3	Jeremy Langford (Michigan State), 1/1/2015
<b>Pass Attempts</b>	51	Brett Rypien (Boise State), 12/27/2016
<b>Pass Completions</b>	32	Brett Rypien (Boise State), 12/27/2016
<b>Had Intercepted</b>	3	Billy Lott (Clemson), 12/31/1979
<b>Passing Yards</b>	438	Keith Price (Washington), 12/29/2011
<b>Passing TDs</b>	4	Keith Price (Washington), 12/29/2011
<b>Receptions</b>	12	George Pickens (Georgia), 1/1/2020
<b>Receiving Yards</b>	198	Jermaine Kearse (Washington), 12/29/2011
<b>TD Receptions</b>	2	Devin Aguilar (Washington), 12/29/2011
	2	Rannell Hall (UCF), 1/1/2014



## BAYLOR YEARLY STATISTICS

YEAR	---TOTAL OFFENSE---				---RUSHING---				-----PASSING-----						--SCORING--			FMBL/	PUNT	KICKOFF	--PUNTING--												
	G	PLAY	YDS	YDS/	ATT	YDS	YDS/	YDS/	ATT	TD	ATT	CMP	INT	PCT	YDS	YDS/	YDS/				TD	DNS	PTS	PTS/	PEN	YDS	TO	LOST	RET	YDS	RET	YDS	P
1945	10	2219	221.9							142	53	17	.373	608	60.8			109	178	17.8		563											
1946	9	1677	186.3							126	35	17	.278	446	49.6			80	50	5.6		491											
1947	10	561	247.9	4.4	413	1843	184.3	4.5	10	148	59	15	.399	636	63.6	5	106	128	12.8	60	550	32	21/17	40	375	28	538	84	2867	34.1			
1948	10	549	197.2	3.6	403	1202	120.2	3.0	12	146	78	9	.534	790	79.0	7	108	147	14.7	42	380	24	24/15	24	491	24	473	65	2237	34.4			
1949	10	647	292.5	4.5	437	1416	141.6	3.3		210	115	9	.548	1609	160.9	15	134	230	23.0	54	382	17	14/8	38	564	24	490	59	2105	35.7			
1950	10	3184	318.4							220	107	10	.486	1351	135.1			157	183	18.3													
1951	10	741	343.9	4.6	521	1914	191.4	3.7		221	110	18	.498	1525	152.5	11	163	231	23.1	53	553	36	30/18	33	361	23	442	61	2338	38.3			
1952	10	653	295.0	4.5	456	1860	186.0	4.1	22	197	71	23	.360	1090	109.0	4	138	187	18.7	49	465	43	43/20	47	522	27	434	58	2135	36.8			
1953	10	687	327.5	4.8	488	1883	188.3	3.9	19	199	98	18	.492	1392	139.2	10	171	219	21.9	57	467	32	22/14	30	290	37	700	38	1386	36.5			
1954	10	632	329.7	5.2	491	2231	223.1	4.5	25	141	68	16	.482	1066	106.6	9	154	237	23.7	42	381	35	29/19	19	160	31	506	35	1259	36.0			
1955	10	579	254.6	4.4	434	1547	154.7	3.6	16	145	71	20	.490	999	99.9	5	133	140	14.0	53	607	35	25/15	25	259	29	600	39	1426	36.6			
1956	10	668	276.5	4.1	549	2102	210.2	3.8	19	119	51	9	.429	663	66.3	5	143	189	18.9	83	770	34	37/25	21	308	21	465	50	1837	36.7			
1957	10	676	268.5	4.0	495	1759	175.9	3.6	7	181	85	15	.470	926	92.6	4	43	80	8.0														
1958	10	715	335.6	4.7	462	1669	166.9	3.6	14	253	140	11	.553	1687	168.7	9	181	159	15.9		622	34	37/23	16	107	37	695	47	1616	34.4			
1959	10	610	230.0	3.8	391	1043	104.3	2.7	8	219	121	13	.553	1257	125.7	7	134	106	10.6	85	538	31	35/18	21	193	30	509	61	2034	33.3			
1960	10	638	293.6	4.6	433	1318	131.8	3.0	14	205	109	14	.532	1618	161.8	9	168	169	16.9	44	371	25	18/11	18	235	14	291	47	1659	35.3			
1961	10	632	286.7	4.5	398	1553	155.3	3.9	11	234	114	16	.487	1314	131.4	14	161	188	18.8	52	437	31	23/15	19	146	31	579	50	1709	34.2			
1962	10	634	288.3	4.5	380	1169	116.9	3.1	9	254	133	14	.524	1714	171.4	12	168	159	15.9	38	379	28	24/14	19	291	30	553	43	1558	36.2			
1963	10	685	335.0	4.9	365	1191	119.1	3.3	15	320	177	13	.553	2159	215.9	13	189	191	19.1	35	335	22	10/9	22	222	24	429	43	1518	35.3			
1964	10	611	285.8	4.7	329	835	83.5	2.5	9	282	141	21	.500	2023	202.3	13	152	162	16.2	52	488	32	20/11	23	174	33	653	54	1866	34.6			
1965	10	714	299.9	4.2	389	1136	113.6	2.9	9	325	157	25	.483	1863	186.3	10	165	156	15.6	73	680	38	33/13	38	264	31	491	66	2289	34.7			
1966	10	710	314.4	4.4	347	1018	101.8	2.9	7	363	183	23	.504	2126	212.6	17	179	168	16.8	60	500	33	22/10	18	109	25	481	59	2266	38.4			
1967	10	700	283.2	4.0	435	1287	128.7	3.0	2	265	116	25	.438	1545	154.5	9	160	101	10.1	46	480	36	27/11	30	284	31	516	68	2515	37.0			
1968	10	777	348.6	4.5	465	1700	170.0	3.7	15	312	133	30	.426	1786	178.6	9	199	206	20.6	42	470	47	32/17	19	203	49	1032	54	2170	40.2			
1969	10	683	219.9	3.2	421	1078	107.8	2.6	6	262	92	30	.351	1121	112.1	3	118	87	8.7	50	609	46	28/16	11	161	53	916	78	3340	42.8			
1970	11	737	259.9	3.6	3.5	494	1373	124.8	2.8	6	243	83	19	.342	1226	111.5	7	140	133	12.1	52	544	32	26/13	24	437	42	759	88	3556	40.4		
1971	10	599	170.2	2.8	445	1151	115.1	2.6	7	154	32	25	.208	551	55.1	2	101	74	7.4	56	578	36	33/11	21	171	46	941	83	3120	37.6			
1972	11	779	313.1	284.4	4.0	575	1908	173.5	3.3	16	204	104	17	.510	1223	111.2	6	185	180	16.4	51	472	49	54/32	23	170	32	651	63	2325	36.9		
1973	11	803	413.1	375.5	5.1	533	2147	195.2	4.0	13	270	142	18	.526	1984	180.4	14	212	192	17.5	53	534	50	50/32	22	143	49	973	48	1659	34.6		
1974	11	746	357.5	325.0	4.8	546	1976	179.6	3.6	20	200	111	14	.555	1599	145.4	10	186	232	21.1	59	561	31	37/17	19	94	31	518	61	2213	36.3		
1975	11	783	396.0	360.0	5.1	595	2722	247.5	4.6	14	188	88	12	.468	1238	112.5	6	211	181	16.5	70	698	50	65/39	21	174	38	584	47	1729	36.8		
1976	11	853	348.0	316.4	4.1	626	2262	205.6	3.6	18	227	109	12	.480	1218	110.7	7	218	209	19.0	75	695	31	42/19	39	255	25	553	59	2368	40.1		
1977	11	785	350.5	318.6	4.5	584	2452	222.9	4.2	17	201	99	12	.493	1053	95.7	8	186	228	20.7	71	701	18	38/6	34	277	21	374	66	2756	41.8		
1978	11	793	371.4	337.6	4.7	535	2123	193.0	4.0	17	258	122	23	.473	1591	144.6	13	191	242	22.0	70	640	48	42/25	31	260	31	505	59	2506	42.5		
1979	11	765	369.2	335.6	4.8	613	2586	235.1	4.2	21	152	53	17	.349	1106	100.5	7	171	234	21.3	67	561	31	37/14	40	326	25	448	78	3148	40.4		
1980	11	901	484.8	440.7	5.4	687	3266	296.9	4.8	30	214	94	15	.439	1582	143.8	12	228	313	28.5	67	624	36	36/21	44	408	21	404	72	2702	37.5		
1981	11	806	416.7	378.8	5.2	575	2349	213.5	4.1	20	231	124	13	.537	1818	165.3	10	223	252	22.9	64	649	36	30/23	25	173	33	628	46	1888	41.0		
1982	11	812	372.2	338.4	4.6	530	1801	163.7	3.4	20	282	132	9	.468	1921	174.6	10	202	233	21.2	71	554	27	35/18	22	265	24	511	68	2943	43.3		
1983	11	823	451.5	410.5	5.5	532	2047	186.1	3.8	24	291	156	12	.536	2468	224.4	20	254	325	29.5	88	780	31	39/19	23	167	22	410	46	1760	38.3		
1984	11	840	359.8	327.1	4.3	511	1465	133.2	2.9	12	329	151	18	.459	2133	193.9	16	188	248	22.5	84	816	35	35/17	30	286	30	590	74	3289	44.4		
1985	11	792	427.9	389.0	5.4	509	1987	180.6	3.9	17	283	147	16	.519	2292	208.4	16	219	272	24.7	82	725	29	34/13	39	370	24	542	53	2332	44.0		
1986	11	892	482.7	438.8	5.4	561	2250	204.5	4.0	21	331	177	19	.535	2577	234.3	13	254	304	27.6	85	748	39	34/20	28	210	26	566	48	1820	37.9		
1987	11	788	333.0	302.7	4.2	470	1115	101.4	2.4	14	318	163	13	.513	2215	201.4	9	194	221	20.1	65	588	33	25/20	28	243	31	488	67	2692	40.2		
1988	11	789	351.9	319.9	4.5	491	1642	149.3	3.3	15	298	146	22	.490	1877	170.6	11	193	232	21.1	67	620	32	24/10	43	413	27	432	64	2613	40.8		
1989	11	772	338.1	307.4	4.4	467	1484	134.9	3.2	13	305	149	21	.489	1897	172.5	9	187	245	22.3	93	763	36	32/15	42	275	36	687	57	2496	43.8		
1990	11	785	365.0	331.8	4.6	622	2537	230.6	4.1	21	363	80	6	.491	1113	101.2	7	198	225	20.5	77	693	25	35/19	28	291	40	763	58	2128	36.7		
1991	11	815																															





# OPPONENT YEARLY STATISTICS

YEAR	---TOTAL OFFENSE---				---RUSHING---				---PASSING---						---SCORING---			FMBL/ TO LOST	PUNT RET YDS	KICKOFF RET YDS	---PUNTING---										
	G	PLAY	YDS	YDS/ GAME	YDS/ PLAY	ATT	YDS	GM	YDS/ ATT	TD	ATT	CMP	INT	PCT	YDS	YDS/ GM	TD				1ST DNS	PTS	PTS/ GM	PEN YDS	PEN	P	YDS	AVG			
1945	10		2056	205.6		1324	132.4			157	61	29	.389	732	73.2		97	141	14.1		430					35.2					
1946	9		2153	239.2		1481	164.6			113	47	10	.416	672	74.7		90	175	19.4		444					35.8					
1947	10	568	2174	217.4	3.8	403	1225	122.5	3.0	165	70	21	.424	949	94.9	8	101	138	13.8	42	362	39	26/18	44	360	19	372	78	2909	37.3	
1948	10	600	2544	254.4	5.2	453	1773	177.3	3.8	13	147	69	15	.469	807	80.7	3	135	118	11.8	48	402	41	42/26	19	230	28	424	60	1979	33.0
1949	10	626	2267	226.7	3.6	447	1457	145.7	3.3	179	67	23	.374	810	81.0	6	123	126	12.6	39	349	36	27/13	31	501	43	665	61	2304	37.8	
1950	10		2570	257.0		1627	162.7			181	84	20	.464	943	94.3		124	128	12.8												
1951	10	600	2266	226.6	3.8	410	1243	124.3	3.0	190	83	27	.437	1023	102.3	3	94	114	11.4	58	557	48	36/21	29	409	40	785	73	2666	36.5	
1952	10	693	2772	277.2	4.0	522	1864	186.4	3.6	171	66	16	.386	908	90.8	5	140	181	18.1	60	511	33	33/17	24	265	38	552	79	3027	38.3	
1953	10	547	2874	287.4	5.3	398	1760	176.0	4.4	149	72	16	.483	1114	111.4	8	146	166	16.6	43	413	36	25/20	17	238	30	522	42	1540	36.7	
1954	10	577	2610	261.0	4.5	441	1617	161.7	3.7	136	62	15	.453	993	99.3	3	125	83	8.3	35	347	32	26/17	20	340	29	574	38	1372	36.1	
1955	10	569	2500	250.0	4.4	436	1743	174.3	4.0	13	133	59	10	.444	757	75.7	7	132	143	10.3	73	654	22	21/12	17	142	34	602	52	1661	31.9
1956	10	630	2308	230.8	3.7	482	1569	156.9	3.3	7	148	66	18	.446	739	73.9	3	127	66	6.6	54	551	45	43/27	28	189	35	550	49	1807	36.9
1957	10	592	2629	262.9	4.4	487	1784	178.4	3.7	12	105	64	8	.610	845	84.5	6	141	125	12.5											
1958	10	647	2878	287.8	4.4	459	1663	166.3	3.6	14	188	90	13	.479	1215	121.5	13	144	181	18.1		417	29	29/16							37.9
1959	10	624	2284	228.4	3.7	486	1575	157.5	3.2	13	138	60	15	.435	709	70.9	7	127	154	15.4	61	537	36	33/21	28	170	18	324	54	2074	38.4
1960	10	593	2215	221.5	3.7	450	1370	137.0	3.0	7	143	64	12	.448	845	84.5	4	119	78	7.8	37	362	27	22/15	21	159	29	495	51	2128	41.7
1961	10	618	2486	248.6	4.0	472	1559	155.9	3.3	12	146	71	6	.486	927	92.7	7	135	164	16.4	38	362	25	32/19	20	88			52	1857	35.7
1962	10	686	2797	279.7	4.1	504	1770	177.0	3.5	15	182	78	16	.429	1027	102.7	8	168	169	16.9	42	433	25	18/9	19	211	31	645	49	1761	35.9
1963	10	591	2484	248.4	4.2	415	1384	138.4	3.3	9	176	82	7	.466	1100	110.0	5	126	113	11.3	37	336	22	23/15	19	163	39	804	53	1924	36.3
1964	10	652	2769	276.9	4.2	512	1917	191.7	3.7	18	140	65	9	.464	852	85.2	2	151	176	17.6	63	545	21	22/12	20	275	29	535	53	2057	38.8
1965	10	635	2601	260.1	4.1	430	1249	124.9	2.9	9	205	103	13	.502	1352	135.2	10	139	171	17.1	50	447	27	23/14							
1966	10	688	2787	278.7	4.1	479	1757	175.7	3.7	13	209	89	14	.426	1030	103.0	3	155	140	14.0	50	530	25	25/11	17	145	27	684	61	2455	40.2
1967	10	772	3591	359.1	4.7	507	2039	203.9	4.0	23	265	116	19	.438	1552	155.2	4	104	199	19.9	57	604	41	35/22	33	261	23	434	57	2165	38.0
1968	10	818	4333	433.3	5.3	587	2608	260.8	4.4	34	231	212	15	.918	1725	172.5	10	247	322	32.2	54	661	33	30/18	24	237	35	700	52	1993	38.3
1969	10	829	4145	414.5	5.0	571	2514	251.4	4.4	33	258	139	12	.539	1631	163.1	11	210	347	34.7	55	578	28	37/16	44	509	18	301	54	2185	40.5
1970	11	878	3959	359.9	4.5	614	2085	189.5	3.4	25	284	134	16	.508	1874	170.4	9	214	259	23.5	47	462	33	31/17	42	375	27	399	64	2390	37.3
1971	10	769	3230	323.0	4.2	578	2109	210.9	3.6	16	191	89	12	.466	1121	112.1	11	181	236	23.6	70	657	27	24/15	34	296	19	362	64	2224	34.8
1972	11	774	3123	283.9	4.0	575	2128	193.5	3.7	13	199	72	18	.362	995	90.5	4	165	156	14.2	48	444	37	41/19	19	205	35	795	73	2636	36.1
1973	11	768	4599	418.1	6.0	619	3400	309.1	5.5	34	149	78	9	.115	1199	109.0	13	225	359	32.6	64	531	25	30/16	19	97	32	591	53	2101	39.6
1974	11	747	3455	314.1	4.6	564	2358	214.4	4.2	16	183	85	11	.464	1097	99.7	4	176	182	16.5	69	584	32	45/21	21	224	28	555	57	2138	37.5
1975	11	753	3563	323.9	4.7	599	2667	242.5	4.5	23	154	69	12	.448	896	81.5	5	207	235	21.4	49	456	31	33/19	17	125	28	551	52	2138	41.1
1976	11	660	2832	257.5	4.3	475	1522	138.4	3.2	13	185	86	6	.465	1310	119.1	8	145	183	16.6	60	645	24	35/18	25	123	28	514	65	2685	41.3
1977	11	792	3661	332.8	4.6	556	2236	203.3	4.0	13	236	108	13	.458	1425	129.5	14	196	220	20.0	58	622	32	35/19	36	175	22	363	60	2402	40.0
1978	11	845	3909	355.4	4.6	597	2248	204.4	3.8	17	248	137	20	.552	1661	151.0	9	215	242	22.0	54	640	41	31/21	26	119	35	628	55	2083	37.9
1979	11	840	3578	325.3	4.3	576	2125	193.2	3.7	11	264	116	23	.439	1453	132.1	6	197	169	15.4	42	372	39	34/16	42	218	33	742	74	2800	37.8
1980	11	817	4091	371.9	5.0	460	1160	105.5	2.5	7	357	149	29	.417	2931	266.5	6	176	129	11.7	57	496	48	33/19	35	300	34	670	84	3372	40.1
1981	11	824	3833	348.5	4.7	537	1937	176.1	3.6	20	287	153	11	.533	1896	172.4	10	209	245	22.3	62	669	22	18/11	22	146	37	663	66	2682	40.6
1982	11	807	3918	356.2	4.9	529	2024	184.0	3.8	22	278	129	12	.464	1894	172.2	11	235	261	23.7	66	554	25	24/13	25	126	27	513	68	2717	40.0
1983	11	751	3913	355.7	5.2	486	1836	166.9	3.7	17	265	143	11	.540	2077	188.8	11	200	242	22.0	104	906	27	25/16	20	113	37	593	54	2237	41.4
1984	11	770	3532	321.1	4.6	469	1243	113.0	2.7	13	301	155	15	.515	2289	208.1	18	179	261	23.7	82	705	30	28/15	34	316	39	714	79	3166	40.1
1985	11	770	3209	291.7	4.2	549	1920	174.5	3.5	9	221	96	14	.434	1289	117.2	6	181	145	13.2	64	585	27	23/13	73	1142	29	607	70	3027	43.2
1986	11	712	2729	248.1	3.8	401	979	89.0	2.4	11	311	140	20	.450	1750	159.1	12	158	198	18.0	66	571	34	24/14	16	128	52	1101	77	3186	41.4
1987	11	822	3919	356.3	4.8	540	2352	213.8	4.4	18	282	127	12	.450	1567	142.5	9	208	228	20.7	70	640	34	36/22	22	179	46	839	66	2711	41.1
1988	11	686	2841	258.3	4.1	449	1545	140.5	3.4	13	237	97	9	.409	1296	117.8	11	146	196	17.8	85	664	19	20/10	35	230	30	540	79	3276	41.5
1989	11	749	3073	279.4	4.1	476	1443	131.2	3.0	12	273	141	22	.516	1630	148.2	8	163	190	17.3	81	718	37	27/15	27	268	33	572	71	2698	38.0
1990	11	737	3285	298.6	4.5	401	1378	125.3	3.4	9	336	158	16	.470	1907	173.4	10	193	202	18.4	64	546	22	18/6	23	191	27	519	61	2391	39.2
1991	11	760	3567	324.3																											



# 2023 BAYLOR BEARS

[BAYLORBEARS.COM](http://BAYLORBEARS.COM)

**BAYLOR ATHLETICS**